

DURITE®

- ✓ OUTSTANDING CUSTOMER SERVICE
- ✓ SPEEDY NEXT DAY DELIVERY
- ✓ QUALITY ASSURED PRODUCTS



PRODUCT CATALOGUE 2025

durite.co.uk



SCAN NOW
TO EXPLORE THE
RANGE ONLINE

CCTV KITS & VEHICLE SAFETY
LIGHTING
SWITCHES & INDICATORS
CABLE & WIRING
POWER INVERTERS
EQUIPMENT & ACCESSORIES
RELAYS & FLASHER UNITS
BATTERY MAINTENANCE
WORKSHOP & TEST EQUIPMENT



THE TRUSTED QUALITY
BRAND FOR PROFESSIONALS





LEADERS IN VEHICLE SAFETY & AUTO ELECTRICAL PARTS

Durite is the UK's leading brand in Vehicle Safety, Lighting, and auto electrical parts, servicing the UK Transport industry, end-user fleets & manufacturers.

For over 85 years, Durite has built an impeccable reputation supplying high quality parts to the commercial vehicle market.

From our All-in-One FORS and DVS Compliant Kits to the 1000s of reliable core components that keep your vehicles going, we will always have the perfect solution for you, your fleet and your business.

Durite are a FORS Associate and members of SMMT, RHA, Logistics UK, Cold Chain Federation, CEA and AVI with ISO9001:2015 certification.

PRODUCT CATALOGUE
2025
durite.co.uk




"THE TRUSTED QUALITY BRAND FOR PROFESSIONALS"




THE DURITE QUALITY

From our accreditations to our team members who sample and check our products, you can rely on Durite's quality assurance which is central to our reputation.



CUSTOMER SERVICE

We pride ourselves on outstanding customer service at every contact level with Durite. Our team embodies a wealth of experience and in-depth knowledge. Contact us info@durite.co.uk.

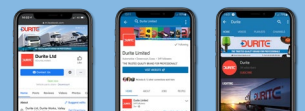


OUR OPERATIONS

Product availability and reliability of delivery are vital to our customers. That's why we offer next day delivery as standard. Order what you want, when you want on www.durite.co.uk.



WE'RE ON SOCIAL MEDIA FOLLOW US @DURITELIMITED



DURITE IS A CLARIENCE TECHNOLOGIES COMPANY

Clarience Technologies is a leading global provider of visibility and safety technologies for transportation, headquartered in Southfield, United States. Born from a collection of premium brands each with a long track record of innovation, its solutions include vehicle lighting, camera and vision systems, telematics and safety solutions that protect our world and our livelihoods by keeping people, assets and businesses safe, secure and productive.

For more information, visit www.clariencetechnologies.com.



CONTENTS

CCTV KITS & VEHICLE SAFETY

Compliance - DVS & FORS • DVR Kits • Durite Live • Integrated DVR Kits • AI Technology • CCTV Monitoring Kits • Blind Spot Systems • Telematics • Back Up Alarms • Buzzers • Mirrors • DVRs • Cameras • Monitors • Accessories



7

LIGHTING

Warning Lights • Light Bars • Beacons • Work Lamps • Interior/Exterior Lights • Labcraft Interior Lamps • Rear Combination Lights • Single Function Vehicle Lights • Marker Lamps • Number Plate Lamps • Headlamps • Reflectors • Bulbs



51

SWITCHES & INDICATORS

Ignition Switches • Battery Isolators • Dashboard Switches • Rotary Switches • Push Button Switches • Push • Pull Switches • Door & Foot Switches • Push Button Controls



123

CABLE & WIRING ACCESSORIES

Cable • Connectors • Terminals • Multiple Connectors • Terminal Boxes • Tubing & Sleeving • Fixings & Accessories • Power Transfer • Fuses • Circuit Breakers • Fuse Holders & Boxes • Wiring Assortment Boxes



145

POWER CONVERSION

Modified Wave Inverters • Sine Wave Inverters • Voltage Converters



215

EQUIPMENT & ACCESSORIES

Split Charging • Power Plugs & Sockets • Trailer Plugs • Gauges • Retractable Cables • Wiper Equipment • Horns • Fans • Speakers • Aerials • Oil & Fuel Pumps



227

RELAYS & FLASHER UNITS

Programmable Timer Relays • Make & Break Relays • Change-Over Relays • Aftermarket Range of Relays • Flasher Units • Sockets • Relay Boxes • Solenoids



259

BATTERY CHARGERS & MAINTENANCE

Booster Packs • Battery Chargers • Battery Testers • Battery Maintenance Equipment



275

WORKSHOP TOOLS & TEST EQUIPMENT

Inspection Lamps • Wiring Tools • Test Equipment • Soldering • Workshop Power



285

FEATURED PRODUCTS

COMPLIANT VEHICLE SAFETY KITS



2 year warranty



Installation services available



Best-in-class quality kits



See pages 8 & 9 for more information.

NEW 1080P CAMERA MONITORING SYSTEMS



Best-in-class quality kits

Our systems are now available in 1080p high definition.

- ✓ Fully interchangeable
- ✓ Support 960H, 720p & 1080p cameras
- ✓ AHD (analog high definition) for crystal clear view of vehicle registrations



See page 20 for more information.

A COMPREHENSIVE RANGE OF QUALITY DVR KITS



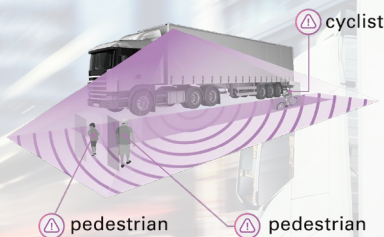
Full HD Resolution

- ✓ Solid state drive (SSD) or SD card DVRs
- ✓ Up to 8 camera inputs
- ✓ 720p & 1080p Full HD resolution
- ✓ Compatible with 960H, 720p & 1080p cameras



See pages 10-13 for more information.

AI TECHNOLOGY



Actively alerts drivers reducing the risk of collisions with vulnerable road users (VRU).

- ✓ VRU detection technology
- ✓ Safer driving
- ✓ Advanced Driver Assistance Systems (ADAS)

The latest smart AI technology, now available to suit your needs; BSIS, MOIS, Reversing cameras, Dash cameras & 360° camera systems.

See pages 14-16 for more information.



Innovative Reversing Alarms added to the Durite range.

See page 29 for more information.



THE LATEST SSD TECHNOLOGY

All Durite DVR Kits come with Solid State Drive (SSD) as standard.

- ✓ Super-fast upload & download speed
- ✓ Quicker start-up time
- ✓ Consistent efficiency & device longevity
- ✓ 1TB & 2TB capacity



See DVR Kits more information.

FEATURED PRODUCTS

ILLUMINATE EVERY DETAIL: HIGH PERFORMANCE INSPECTION LAMPS

Range features includes:

- ✓ 360° flexible neck, perfect for narrow spaces
- ✓ Emergency hammer and seat belt cutter
- ✓ Aux tyre pressure gauge
- ✓ Adjustable body & strong magnetics
- ✓ Super bright up to 2000 Lumens
- ✓ Motion sensor
- ✓ Wireless charging



Goose Neck

Glass Hammer



Motion Sensor



Full Inspection Lamp range on pages 286-289.

NEW 12V INVERTERS ADDED TO RANGE

Range includes:

- ✓ 140W to 3000W
- ✓ Pure Sine Wave or Modified Wave
- ✓ Compact or Heavy-duty



Cigarette Lighter Plug



Inverter Charger

Full Inverter range on pages 216-219.

JUMP START VEHICLES UP TO 18L

Range includes:

- ✓ Compatible with both petrol and diesel vehicles
- ✓ Vehicle battery health status & state-of-charge LCD display
- ✓ Up to 56,000mAh battery capacity
- ✓ 12 or 24V vehicles up to 18L
- ✓ Peak current up to 2000A



See pages 276 & 277 for more information.

EXTENSIVE RANGE OF LED LIGHTING PRODUCTS

- ✓ Waterproof
- ✓ Reversing & forklift options
- ✓ Single bolt or magnetic base
- ✓ With or without DT connector
- ✓ R10, R65, R23, R112 or ADR approved



Red Line

Red Position Light



Magnetic



All Black



See Lighting for more information.



Labcraft innovative vehicle interior lamps available through Durite.

See pages 94-96 for more information or scan the QR to view the Labcraft product catalogue.



LATEST ADDITIONS

CCTV KITS & VEHICLE SAFETY



Progressive Safe Systems (PSS)
page 8 ▶



Compliant FORS & PSS Kits
page 9 ▶



1080p SSD DVR Kit
4-876-00 | page 10 ▶



4G Durite Live 1080p SSD DVR Kit
4-876-01 | page 12 ▶



5" 3-Channel 1080p AHD Camera System
0-776-75A | page 22 ▶



4.3" Wireless Camera Kit
4-776-45 | page 24 ▶



ECCO Range of Back-up Alarms
page 29 ▶



1080p Full HD 6-Channel SSD DVR
0-875-00 | page 33 ▶



4G 1080p Full HD 8-Channel SSD DVR
4-876-68/89 | page 34 ▶



1080p AHD Forward Facing Camera
0-775-15A | page 35 ▶



720p & 1080p AHD Side Camera
0-775-65/65A | page 36 ▶



1080p AHD Twin Rear Camera
0-776-10A | page 37 ▶



1080p AHD Rear Camera
0-775-16A | page 37 ▶



1080p AHD Overdoor Reversing Camera
0-776-07A | page 37 ▶



1080p Colour Night Vision Rear Camera
0-776-12 | page 37 ▶



1080p AHD 4-Channel Monitor
0-775-35A | page 40 ▶



1080p AHD 3-Channel Monitor
0-776-76A | page 41 ▶



2TB SSD Drive
4-775-72 | page 47 ▶

CABLE & WIRING



HDSCS Automotive Connectors
page 179 ▶



HDSCS Automotive Connector Kit
page 212 ▶



LIGHTING



**R65 Dark Lens
Warning Lights**

page 54 ▶



**Rechargeable
Warning Lights**

0-441-11 | page 59 ▶



**R65 36mm Red LED
Warning Light**

0-441-45 | page 59 ▶



**1ft Rechargeable
Magnetic Light Bar**

0-443-19 | page 61 ▶



**Flexi-DIN Beacon
with Seat Belt Kit**

0-445-57/56 | page 67 ▶



**4" LED Work Lamp
with Switch**

0-421-15 | page 72 ▶



**240° Flexi-DIN Wide
Angle Work Lamp**

0-421-11 | page 74 ▶



**All Black LED
Work Lamps**

page 74 ▶



**Heavy-Duty Reversing
Work Lamp**

0-420-52 | page 76 ▶



**R65 Oval Combo
Work/Warning Lamps**

0-421-07/08 | page 77 ▶



**Work Lamp with
Position Lamp**

0-421-62 | page 77 ▶



**50" Driving
Work Lamp**

0-421-47 | page 83 ▶



Red Line Lamps

0-420-64/65 | page 87 ▶



**Red Flood
Beam Lamp**

0-421-05 | page 87 ▶

NEW

POWER CONVERSION

EQUIPMENT & ACCESSORIES



**150W Modified
Wave Inverter**

0-856-03 | page 216 ▶



**3000W Sine
Wave Inverter**

0-857-31 | page 219 ▶



Dual USB Port

0-601-15 | page 233 ▶

WORKSHOP TOOLS & EQUIPMENT



**360° Adjustable Neck
Inspection Lamp**

0-699-52 | page 288 ▶



**Inspection Lamp with
Seat Belt Cutter**

0-699-53 | page 288 ▶



**Motion Sensor
Inspection Lamp**

0-699-58 | page 289 ▶


DURITE WEBSITE

Find the perfect camera safety solution for your fleet with our easy-to-use kit selector.


Keep up to date with the latest industry & regulatory news.



SCAN ME TO VISIT
DURITE.CO.UK



**“ORDER WHAT YOU WANT, WHEN YOU WANT
WITH OUR MOBILE FRIENDLY WEBSITE”**



Benefit from...



- ✓ Easy ordering
- ✓ Online invoices & Order tracking
- ✓ View new products & latest promotions
- ✓ Technical data & leaflets
- ✓ Blogs; expert advice & industry updates

www.durite.co.uk

Follow us & sign up for our E-News to receive expert advice on products, regulations, industry trends & the latest video content showcasing Durite products.

**FOLLOW US @DURITELIMITED
& SIGN UP TO OUR E-NEWS**



01

CCTV KITS & VEHICLE SAFETY



THE HIGHEST QUALITY PRODUCTS & LATEST TECHNOLOGY TO FIT YOUR FLEET, YOUR BUSINESS.

COMPLIANCE - DVS & FORS	8
DVR KITS	10
DURITE LIVE & INTEGRATED DVRS.....	12
AI TECHNOLOGY - 360° & DASH CAMS.....	14
CCTV MONITORING KITS.....	20
BLIND SPOT SYSTEMS.....	26
TELEMATICS	28
BACK UP ALARMS.....	29
BUZZERS.....	31
MIRRORS	32
DVRS	33
CAMERAS.....	35
MONITORS.....	40
ACCESSORIES.....	45



COMPLIANCE

DIRECT VISION STANDARD (DVS)

Information correct at the time of printing.

WHAT IS DIRECT VISION STANDARD (DVS)?

The Direct Vision Standard (DVS) is a **Safety Legislation** from Transport for London. Its aim is to reduce the **fatality and accident rates** for pedestrians & cyclists caused by HGVs. It is an integral part of the Mayor's wider pledge "Vision Zero by 2040".

HOW DOES DVS WORK?

DVS measures a driver's direct vision through the windows of an HGV Cab. A star rating system from 0* (limited vision) to 5* (increased vision) is used to indicate the level of risk to people walking and cycling near the vehicle.

ENJOY A SMOOTH TRANSITION TO DVS PHASE 2 WITH DURITE

"ALL-IN-ONE" DVS PROGRESSIVE SAFE SYSTEM (PSS)

- Comes with 2-year warranty
- Installation services are also available
- E-Marked, meets ECE-R159 & ECE-R151 requirement



N.B image shows kit 4-774-50

ACTIVELY ALERTS DRIVERS TO THE PRESENCE OF VULNERABLE ROAD USERS (VRU)

COMPLY WITH DVS

PART NO.	DESCRIPTION	QTY
4-774-50	All-in-one Kit	1

COMPLY WITH DVS & RECORD

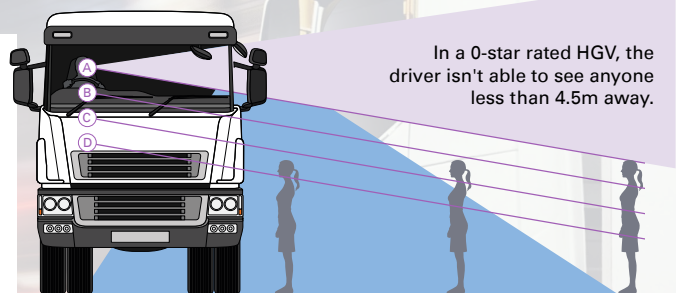
PART NO.	DESCRIPTION	QTY
4-774-53	Progressive Safe System with DVR	1 NEW

COMPLY WITH DVS, RECORD & LIVE STREAM

PART NO.	DESCRIPTION	QTY
4-774-54	Progressive Safe System with 4G DVR	1 NEW

All-in-one PSS kit comes with 7" AHD monitor, BSIS & MOIS camera system, left turn speaker, warning sticker, low speed trigger & cables. DVR supplied with recording & live streaming kits.

Left Hand Drive versions available.



In a 0-star rated HGV, the driver isn't able to see anyone less than 4.5m away.

A - Zero Star | B - One Star | C - Three Stars | D - Five Stars

The star rating is based on the driver's direct vision

DVS Phase 2 Enforcement started 28th October 2024

WHAT IS DVS PHASE 2?

DVS Phase 2 requires HGVs over 12T between 0-2 stars to have a Progressive Safe System (PSS) fitted to get their Safety Permit to enter Greater London.

WHAT DO I NEED TO GET MY PERMIT?

Progressive Safe System for 0-2 star HGVs*

- 1 CMS to completely eliminate nearside blind spot
- 2 Blind Spot Information System (BSIS)
- 3 Moving Off Information System (MOIS)
- 4 Left turn speaker
- 5 Warning sticker
- 6 Sideguards

* Class V & VI mirrors or camera monitoring system (CMS) (R46 approved) also required to ensure full compliance with the DVS requirements. See page 32 for mirrors.

OVER 211,000

vehicles between 0- and 2-star could be affected by DVS Phase 2.

3- TO 5-STAR

vehicles already have a Safety Permit that is valid until 2030.

CCTV KITS & VEHICLE SAFETY COMPLIANCE 360° CAMERA SYSTEMS

Durite are a FORS Associate, bringing you the latest technology and highest quality components in vehicle safety.

All FORS Vehicle Safety Kits come with;

- 2-year warranty as standard
- High definition quality for both day & night vision
- Installation services available

FORS COMPLIANT KIT

Minimum requirement to comply with FORS

- 1 In-cab display screen
- 2 Side/Rear camera (rear for Rigids >7.5T)
- 3 Close proximity sensors & driver audible alert
- 4 Warning sign
- 5 Reversing & Left-turn alarms



FORS (IN LONDON)

FORS Kits that comply with DVS. Kits for Fleets **going into London**.

NEW

	RIGIDS > 7.5T	ARTICS & SMALL TRUCKS
Comply with FORS & DVS	4-774-34	4-774-35
	ALL RIGIDS	ARTICS
Comply & Record	4-774-72	4-774-74
Comply, Record & Live Stream*	4-774-73	4-774-75



*24-month subscription required to access the Durite Live portal (0-876-99).

FORS (OUT OF LONDON)

Traditional FORS Compliant Kits. Kits for fleets who need to comply with FORS & CLOCS only.

	RIGIDS > 7.5T	ARTICS & SMALL TRUCKS
Comply with FORS	4-776-56A	4-776-55A
	ALL RIGIDS	ARTICS
Comply & Record	4-776-52A	4-776-54A
Comply, Record & Live Stream*	0-774-26A	0-774-27A



Still unsure? Contact us for more information.



**WE WILL COME TO YOU!
INSTALLATION ANYWHERE IN THE UK.**



DVR KITS

Enjoy consistent efficiency and device longevity with the latest Solid State Drive (SSD) technology in our DVR Kits

Encourage better driver behaviour, reduce risk of accidents and help lower insurance premiums. Choose our 4G DVRs for live streaming vehicle cameras & monitoring vehicle location from any device. Record high-quality videos and play back anytime.



1TB & 2TB SSD capacity



Password protection & Lock cover



Options include; GPS, G-Force, WiFi for Data download & 4G for Live Streaming

HIGH DEFINITION SOLID STATE DRIVE DVR KIT

NEW



SSD

Solid state drive

1080p

Full HD Resolution



Top picks for EVs

DURITE BEST-IN-CLASS HIGH DEFINITION DVR KIT PROVIDES THE DRIVER WITH BETTER VISIBILITY ALL ROUND, AND CAPTURES CRYSTAL-CLEAR EVIDENCE.

- Allows drivers to reverse and manoeuvre more safely
- Prevents accidents, personal injury and saves lives
- Prevents vehicle and property damage

- 6-channel DVR for up to 6 cameras - 4 x AHD, 2 x IPC
- G-force sensor & GPS
- Supplied with 1TB SSD

Durite high definition DVR & CCTV kit includes a HD DVR with 1TB solid state drive, 1 x 7" monitor, 1 x rear view HD camera, 1 x forward-facing HD camera, 2 x side HD cameras, 1 x 20m and 4 x 5m leads.



Vibration-resistant design



Comes with 3-yr warranty

PART NO.	DESCRIPTION	QTY
4-876-00	4-Camera SSD DVR Kit	1

DVR will accept up to 1 x 2TB solid state drive.



CONSISTENT EFFICIENCY & DEVICE LONGEVITY WITH THE LATEST SSD TECHNOLOGY. All Durite DVR Kits come with Solid State Drive (SSD) as standard.



NEW



**WE WILL COME TO YOU!
INSTALLATION ANYWHERE IN THE UK.**



CONTACT US TODAY

*Here at Durite, not only do we supply best-in-class Vehicle Safety Equipment with type approvals and extended warranty, we also work with **Approved Installers** nationwide to ensure the installation is carried out to the highest standard.*

HIGH DEFINITION SOLID STATE DRIVE DVR KITS

Durite high definition 8-channel DVR kit includes a DVR with 1TB solid state drive, 1 x 7" monitor, 1 x forward-facing HD camera, 1 (or 2) x rear HD camera, 2 x side HD cameras, 1 (or 2) x 20m and 3 (or 4) x 5m leads.

- 8-channel DVR for up to 8 cameras
- G-force sensor & GPS
- Supplied with 1TB SSD

Kit will accept 2 x 2TB solid state drive max.



Full HD Resolution



Solid State Drive



8 channels



PART NO.	DESCRIPTION	QTY
0-775-86A	1080p HD 8-ch DVR & 5 cameras	1
0-774-02	1080p Full HD 8-ch DVR & 4 cameras	1



ADDITIONAL CAMERAS?

See pages 35-39.

SD CARD DVR KIT

Durite DVR & CCTV Kit includes a 4-channel DVR, 1 x 7" monitor, 1 x rear view camera, 1 x forward-facing camera (0-775-24), 2 x side cameras, 1 x 20m and 4 x 5m leads and comes with 1 x 32GB SD card.

- Infrared cameras for day & night vision
- Records on up to 2 x 128GB SD cards (1 x 32GB included)



Top pick for EVs



SD Card



4 cameras



PART NO.	DESCRIPTION	QTY
0-775-36A	1080p SD DVR & 4 Cameras	1



CONSISTENT EFFICIENCY & DEVICE LONGEVITY WITH THE LATEST SSD TECHNOLOGY. All Durite DVR Kits come with Solid State Drive (SSD) as standard.

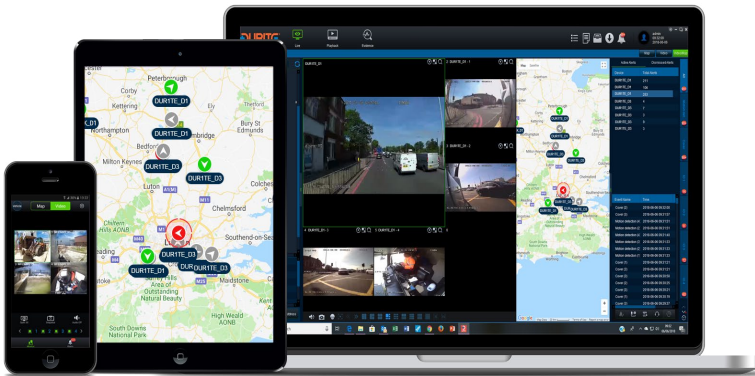


NEW

4G LIVE STREAMING DVR KIT

4G 1080P HIGH DEFINITION SOLID STATE DRIVE DVR KIT

NEW



Top picks for EVs

4G

Live Streaming

SSD

Solid state drive

1080p

Full HD Resolution

4G TECHNOLOGY ALLOWS YOU TO REMOTELY LIVE STREAM VIDEOS, ACCESS FLEET DATA & REPORTS FROM ANY DEVICE.

- Follow your fleet on a map
- Get real-time notifications in case of an incident
- Receive alerts if a camera is covered or down
- Record high definition footage
- Download & schedule reports

- 6-channel DVR for up to 6 cameras - 4 x AHD, 2 x IPC
- G-force sensor & GPS
- Supplied with 1TB SSD

Durite high definition 4G DVR Kit with Durite Live include; 1 x 4G DVR with 1TB solid state drive, 1 x 7" monitor, 1 x forward-facing HD camera, 1 x rear HD camera, 2 x side HD cameras, 1 x 20m and 4 x 5m leads.



4G live stream multiple vehicles



Real-time GPS tracking. Follow your fleet on a map



Hosted on Durite secure cloud

PART NO.	DESCRIPTION	QTY
4-876-01	4G Live Streaming 4-Camera SSD DVR Kit	1

DVR will accept up to 1 x 2TB solid state drive.

*24-month subscription required to access the Durite Live portal (0-876-99).



ADDITIONAL CAMERAS?

See pages 35-39.



CONSISTENT EFFICIENCY & DEVICE LONGEVITY WITH THE LATEST SSD TECHNOLOGY. All Durite DVR Kits come with Solid State Drive (SSD) as standard.



INTEGRATED CCTV & DVR KITS

Durite integrated DVR CCTV kits are an all-in-one camera monitoring and recording solution. With no separate DVR box they are easy to install. Record straight onto the monitor, saving time and money.

7" 4-CHANNEL 1080P FHD CCTV KIT WITH INTEGRATED SSD DVR

12/24V

- Records onto 480GB Solid State Drive
- Additional storage capacity 1 x SD card up to 256GB (Supplied with 1 x 32GB SD card)
- GPS & G-force sensor
- Waterproof camera (IP68) and monitor (IP65)
- 7" touchscreen monitor
- 6G anti-vibration protection
- Inputs for up to 4 cameras



Built-in DVR



Password protected & built-in lock



Top pick for EVs

PART NO.	DESCRIPTION	QTY
0-774-03A	7" monitor with built-in DVR + 4 cameras	1

9" 6-CHANNEL 1080P FHD CCTV KIT WITH INTEGRATED SSD DVR

12/24V

- Records onto 480GB Solid State Drive
- Additional storage capacity 2 x SD cards up to 256GB each (Supplied with 1 x 32GB SD card)
- GPS & G-force sensor
- Waterproof camera (IP68) and monitor (IP65)
- 9" touchscreen monitor
- 6G anti-vibration protection
- Inputs for up to 6 cameras



Built-in DVR



Password protected & built-in lock

PART NO.	DESCRIPTION	QTY
0-774-00A	9" monitor with built-in DVR + 4 cameras	1
0-774-01A	9" monitor with built-in DVR + 1 camera	1

9" monitors are recommended by FORS.

7" WIRELESS 4-CHANNEL 720P HD CCTV KIT WITH INTEGRATED CARD DVR

12/24V

- Records onto a SD card up to 128GB (1 x 32GB SD card included only)
- Range can be as far as 120M providing a significant long distance and stable signal
- G-force sensor
- Waterproof camera (IP68) and monitor (IP65)
- Inputs for up to 4 cameras



Built-in DVR



Password protected & built-in lock

PART NO.	DESCRIPTION	QTY
0-775-59	Wireless CCTV kit with built-in DVR + 4 cameras	1
0-775-61	Wireless CCTV kit with built-in DVR + 1 camera	1

Specially designed for commercial & construction vehicles.

AI TECHNOLOGY

360° ADAS CAMERA SYSTEM



“ Intelligent Deep Learning to detect & warn of the presence of Vulnerable Road Users only. ”



Crystal Clear Vision
AHD 1080p



Supports
4 VRU detection cameras



Make manoeuvres
safer & easier

ELIMINATE BLIND SPOTS & MANOEUVRE SAFELY WITH 360° SEAMLESS VIEW OF YOUR SURROUNDINGS AND VULNERABLE ROAD USER DETECTION (VRU).

1080p Full HD ADAS 360° bird's-eye view camera system - 12/24V.

- Blind spots eliminated - 360° all round view
- 2D or 3D seamless stitching of surrounding
- Forward collision warning & pedestrian detection
- Quick and easy single step automatic calibration

KEY FEATURES

- Left, right, reverse & speed signal trigger
- Seamless image stitching of four cameras
- Waterproof protected to IP69K
- 4 x VRU detection cameras with ultra-wide viewing angle
- 190° viewing angle with 1.45mm camera lens
- E-Marked R10, CE & UKCA approved

🔧 Connects with any Durite AHD monitors.

PART NO.	DESCRIPTION	QTY
0-870-28	360° camera system	1
4-774-24	360° camera system with monitor	1
0-870-29	360° spare camera	1



360° bird's-eye view
4 ultra-wide camera angles knit together to create a virtual 360° bird's-eye view of your vehicle.



Active system uses AI & Intelligent Deep Learning to detect & warn of the presence of VRUs only. When VRUs are detected, it visually and audibly alerts the driver.



No alert for static furniture or vehicles, only alerts when detecting VRUs.

CCTV KITS & VEHICLE SAFETY AI TECHNOLOGY 360° CAMERA SYSTEMS

AI CAMERA

VRU AI ADAS CAMERA

IP69K

1080p Full HD ADAS Camera with 170° fish eye lens and Vulnerable Road User Detection - 10-30VDC.

- VRU detection & deep learning AI
- 170° wide angled fish eye with 1.99mm lens
- Resists pressure wash - IP69K
- Acoustical warning signal when connected to monitor
- Supports Wi-Fi when synced to dongle
- E-Marked R10 EMC, CE & UKCA approved

✂ Connects with any Durite AHD monitors.



“ Detects Pedestrians & Cyclists. ”



ACOUSTICAL WARNING ONLY. PICTURE ILLUSTRATIVE OF THE 3 ZONE DETECTION

PART NO.	DESCRIPTION	QTY
0-870-13	ADAS camera	1
0-870-14	Wi-Fi dongle with USB converter cable	1

360° 3D CAMERA SYSTEM

2D & 3D 360° BIRD'S-EYE VIEW CAMERA SYSTEM - 12/24V

Crystal Clear Vision



Display obstacles from all directions in real-time, eliminating all blind spots, supporting safe driving.

- Automatic camera switch when reversing or indicating
- 4-Channel Full HD
- Quick and easy single step calibration
- Blind spot eliminated with 170° viewing angle
- Switchable seamless 2D/3D image view

KEY FEATURES

- Waterproof to IP69K
- Rapid, accurate real-time 360° view
- 4 x HD cameras with 190° ultra wide angle view

PART NO.	DESCRIPTION	QTY
0-870-70	360° camera system	1
0-870-26	360° camera system with monitor	1
0-870-75	360° camera system with integral SSD DVR monitor	1
0-870-71	360° spare camera	1
0-870-73	Calibration mats	4

✂ This kit does not use AI.



VIEW WHEN TURNING LEFT



VIEW WHEN TURNING RIGHT



VIEW WHEN DRIVING FORWARD



VIEW WHEN REVERSING

AI DASH CAM

4G DASH CAMERA WITH ADAS

ADVANCED DRIVER ASSISTANCE SYSTEM (ADAS) DESIGNED TO REDUCE ACCIDENT RISK BY ALERTING THE DRIVER EARLY, GIVING THEM MORE TIME TO REACT.

- Built-in ADAS supports lane departure warning (LDW), forward collision warning (FCW), headway monitoring warning (HMW), pedestrian collision warning (PCW) & driver behaviour monitoring
- View footage & provide evidence in case of an incident
- Enhance driver behaviour monitoring, detect harsh acceleration, deceleration, cornering and incidents
- Downloadable footage for quick claim settlement
- Automatically locks recording
- Instant & scheduled alerts and reports
- Integrates with Durite Telematics & Durite Live

KEY FEATURES

- 720p or 1080p Full HD picture and video quality
- ADAS support (LDW, FCW, HMW, PCW)
- 4G, GPS, WiFi & G-force sensor & 2-way intercom system
- 140° ultra-wide angle road coverage
- Tamper-proof data; Records onto 2 x 256GB SD card
- 2-channel output 1 x IPC and 1 x AHD (extension cable required 0-870-18)

PART NO.	DESCRIPTION	QTY
0-870-21	4G Full HD camera with ADAS	1
0-870-18	Extension cable for 0-870-21	1



Lane departure warning



Forward collision warning



4G Connectivity to access the Durite Live portal



🔧 Tamper proof locked SD card.

🔧 Add a DSM for detection of unsafe driving behaviours, and driver fatigue.

🔧 Add an R-watch for alarm reminders.



INTEGRATES WITH DURITE LIVE*

Remotely live stream, receive alerts and download incident footage from any device

*24-month subscription required to access the Durite Live portal.

R-WATCH



1.4" panel display R-watch. Displays alarm reminders and notifications to driver.

- 80dB built-in adjustable buzzer volume
- Reminders include LDW, FCW, HMW, PCW & driver behaviour warnings
- Resolution 128x128px
- 3 meter adaptor cable RS232 to RS485
- H 45 x W 16 x L 42mm
- E-Marked R10 approved

🔧 Compatible with Durite ADAS dash cam 0-870-21.

PART NO.	DESCRIPTION	QTY
0-870-23	R-Watch	1

DSM AI CAMERA



- Driver monitoring: phone call detection, seat belt detection, fatigue detection, smoking detection and distraction detection
- Audio and visual alerts and built-in audio input
- 6-PIN IPC, 1/4" 100Mp Global Shutter Sensor
- G-sensor
- E-Marked R10

🔧 Compatible with Durite ADAS dash cam 0-870-21.

PART NO.	DESCRIPTION	QTY
0-870-22	IPC DSM camera	1

DASH CAMERAS

4G FULL HD CAM WITH WI-FI, G-FORCE SENSOR & GPS



4G Connectivity
to access the Durite
Live portal



Tamper-proof data
secured to the
CLOUD



HD resolution
Crystal clear
evidence



**Live location
& GPS journey**

TRACK AND COMMUNICATE WITH YOUR FLEETS IN REAL-TIME.

BENEFITS

- View footage & provide evidence in case of an incident
- Enhance driver behaviour monitoring, detect harsh acceleration, deceleration, cornering and accidents
- Downloadable footage for quick claim settlement
- Automatically locks recording
- Instant & scheduled alerts and reports
- Integrates with Durite Telematics & Durite Live

KEY FEATURES

- 720p or 1080p Full HD picture and video quality
- 4G, GPS, WiFi & G-force sensor & 2-way intercom system
- 143° ultra-wide angle road coverage
- Tamper-proof data; Records onto 2 x 256GB SD card
- 2-channel output with an option to add a second AHD camera and monitor (extension cable required 4-876-09)

PART NO.	DESCRIPTION	QTY
4-876-08	4G dash camera	1
4-876-09	Extension cable for 4-876-08	1

 **Tamper proof locked SD card.**

INTEGRATES WITH DURITE LIVE*

Remotely live stream, receive alerts and download incident footage from any device.



**HO Intercom - stay in contact
with your fleet drivers**



500GB storage



Connects to Durite Live

“ Instantly upgrade to a compact fleet management solution with Durite Telematics. ”

*24-month subscription required to access the Durite Live portal.

DURITE



WE'RE ON SOCIAL MEDIA FOLLOW US @DURITELIMITED



1080P FULL HD DASH CAM WITH SAFE LOCK TO PROTECT SD CARD



🔑 Tamper proof locked SD card.

🔧 7.5hrs recording time when camera is set to highest resolution.

12/24V

Rotatable dash camera with built-in GPS. Stores camera video onto 128GB micro SD card. (SD card not included).

- 360° rotatable dash camera
- Wide 170° view angle
- Built-in G-force sensor, GPS & WiFi
- Parking monitor
- AV/HDMI out and hard wire cable
- E-Marked R10



PART NO.	DESCRIPTION	QTY
0-775-70	Safe lock dash camera	1



Rotation



Keep data secure with Safe Lock



Top pick for EVs

1080P FULL HD DASH CAMERA WITH GPS



🔧 4hrs recording time when camera is set to highest resolution.

12/24V

Mobile Digital Video Recorder, 12/24V, stores camera video onto 32GB micro SD (not included).

- Full HD real time recording
- Built-in G-force sensor and GPS
- Motion detection / theft prevention
- Speed monitoring
- Comes with USB cable, 12/24V cigarette cable/plug

PART NO.	DESCRIPTION	QTY
0-776-60	Full HD dash camera	1



Built-in GPS & G-sensor



1080p Full HD

🔍 LOOKING FOR TAMPER SEALS? Order 0-776-63.

1080P FULL HD 2.0" MINI DASH CAMERA



🔧 7.5hrs recording time when camera is set to highest resolution.

12/24V

Mini dash camera with 2.0" screen. Stores camera video onto 64GB micro SD (not included).

- 1080p Full HD real time recording
- Built-in G-force sensor
- Motion detection / theft prevention
- Large depth of field with 170° wide angle lens

PART NO.	DESCRIPTION	QTY
0-775-45	Full HD mini dash camera	1
4-775-94	Cigarette plug charger	1



1080p Full HD



Extra wide viewing angle



Small & compact



LOOKING FOR AN SD CARD?

See page 47 for 32GB, 64GB and 128GB SD cards.



4K ULTRA HD DASH CAM WITH WI-FI FOR EASY DOWNLOAD

12/24V

4K dash camera with 2.0" screen. Stores camera video onto 128GB micro SD card (not included).

- 4K resolution real time recording
- Built-in G-force sensor and GPS
- Motion detection
- WiFi to stream files
- Large depth of field with 170° wide angle lens



✂ 1 or 2 cameras.

✂ 11hrs recording time single camera model at highest resolution.



4K ultra HD



Built-in G-sensor



Top pick for EVs

PART NO.	DESCRIPTION	QTY
0-775-53	4K dash camera	1
0-775-44	4K dash camera + 1 camera	1

BODY WORN CAMERA

2K QUAD HD RECHARGEABLE BODY WORN CAMERA

12/24V

IRREFUTABLE EVIDENCE THAT CAN BE RELIED UPON, CAPTURED WITH STUNNING CLARITY.

- Accurately capture every moment in 2K with 140° wide angled lens
- Crystal clear face detection and up to 10m night vision for crystal clear footage even in low-light conditions
- Record footage continuously for up to 14 hours
- Secure security protocols prevent accidental deletion or tampering of footage to provide irrefutable evidence that can be relied upon
- Advanced recording features to suit your needs; secret mode, pre-record, delay record and loop recording

KEY FEATURES

- 2K Quad HD body worn camera
- 2" screen and 140° wide angled lens
- 64GB internal memory
- 3,500mAH Lithium battery
- Protected to IP66
- Built in GPS, motion sensor and G-force sensor
- Footage digitally watermarked with user ID, time & date
- Infra-red light, flash light and short burst image taking available
- Kit includes camera, charging dock, USB cable, charger, & rotatable clip



✂ Up to 10m night vision with clear face detection.



2K Quad HD



Built-in GPS & G-sensor

PART NO.	DESCRIPTION	QTY
0-878-10	Body worn camera kit	1

CCTV MONITORING KITS

Durite offers a comprehensive range of Camera monitoring systems that are built to the highest standard.

- Available in AHD 720p or 1080p
- Wired, wireless, integral DVR or van specialist kits options

CCTV kits can increase driver's awareness and assist them when safely manoeuvring their vehicle.



720p or 1080p AHD



Waterproof & splash proof camera



Prevent accidents by reducing blind spots

DURITE'S SYSTEMS ARE FULL AHD; THE ULTIMATE IN VISIBILITY & SAFETY



- ✓ 12/24V
- ✓ 1080p analog high definition (AHD)
- ✓ Increased picture quality & resolution
- ✓ Crystal clear vision

The shielded cable ensures robust installation on all trucks sizes, vans and industrial vehicles.



Suitable for 12/24V vehicles



Cameras waterproof up to IP69K



1080p Full High Definition



E-Marked R10



Connect to DVR to encourage better driver behaviour


MANOEUVRE SAFELY WITH CRYSTAL CLEAR HD CCTV KITS AHD RESOLUTION AVAILABLE WITH ALL DURITE CAMERA SYSTEMS

FORS & DVS COMPLIANCE

Durite are a FORS Associate. We supply a range of simple all-in-one kits to help you comply with FORS and DVS.

(Direct Vision Standard from Transport for London).

See pages 8 & 9 for more information.



CCTV KITS & VEHICLE SAFETY CCTV MONITORING KITS 7" CAMERA MONITORING KITS

 **LOOKING FOR A MONITOR BRACKET?** *see page 45 for full range.*

7" 2-CHANNEL AHD CCTV KIT, 1080P FHD CAMERA

12/24V

2-Channel Reversing Camera System, includes 7" AHD monitor & 1 rear view 1/2.8" Sony 1080p Full HD camera.

- High resolution monitor and bracket is suitable for most dashboards while the shielded cable ensures robust installation on all truck sizes, vans and industrial vehicles
- Camera protected to IP68 & has a microphone
- 1024 x RGB x 700 monitor
- Monitor features parking guide lines
- Supplied with remote control & 20m cable
- 1 additional camera can be used
- E-Marked R10 EMC, CE & UKCA approved



HD CCTV Kit



Top pick for EVs

PART NO.	DESCRIPTION	QTY
0-776-00	AHD 7" 2-channel CCTV kit	1



7" 2-CHANNEL AHD CCTV KITS

12/24V



HD CCTV Kit



7" 2-Channel CCTV Kit with 1 rear view & 1 side camera.

- Supplied with Fan or U-shape brackets
- Side camera protected up to IP69K
- Supplied with remote control, 5m & 20m cable

 **Split screen monitor - Recommended by FORS & DVS. 0-774-88A**

PART NO.	DESCRIPTION	QTY
0-774-88A	7" kit with U-shape bracket	1
0-775-56A	7" kit with fan bracket	1

7" 3-CHANNEL AHD CCTV KIT

12/24V



HD CCTV Kit



3-Channel high definition CCTV kit - 12/24V.

3-Channel reversing camera system includes 7" AHD monitor & rear view AHD camera.

- High definition
- Supplied with 20m cable
- Camera protected to IP68

PART NO.	DESCRIPTION	QTY
0-776-72A	AHD 7" 3-channel CCTV kit	1



WANT YOUR CCTV KIT TO RECORD?

See our range of CCTV kits with integrated DVRs on page 13 for more information.



Built-in DVR

7" 4-CHANNEL 1080P CCTV KITS



12/24V

NEW



4-Channel CCTV kit with 1 or 4 cameras - 12/24V.

4 channels



Infrared Cameras

7" QUAD monitor allows up to 4 images to be displayed simultaneously, for a comprehensive view of blind spots.

- Up to 4 triggers
- Infrared cameras for day and night vision
- Single camera kit includes 1 x 7" monitor, 1 x rear camera, 1 x 20m, sunshade, U-shape bracket (plus 1 x forward-facing camera & 2 x side cameras for 4 camera kit)

PART NO.	DESCRIPTION	QTY
0-775-34A	7" QUAD CCTV kit with 1 camera	1
0-775-66A	7" QUAD CCTV kit with 4 cameras	1

5" CAMERA MONITORING SYSTEM

5" 3-CHANNEL 1080P AHD CCTV KIT



3 Camera inputs



5" monitor

NEW



12/24V

3-Channel CCTV 5" TFT infrared with sound

- 3-channel reversing camera system
- Suitable for 12/24V applications
- Supplied with 1 x 5" colour AHD TFT-LCD monitor, 1 x rear view Sony AHD CMOS IMX307 camera and 1 x 20m cable

PART NO.	DESCRIPTION	QTY
0-776-75A	5" 3-channel CCTV kit	1

9" CAMERA MONITORING SYSTEM

9" 2-CHANNEL 1080P CCTV KIT



2 Camera inputs



9" monitor



9" monitors are recommended by FORS.

12/24V

2-Channel CCTV 9" TFT infrared with sound

- 2-channel reversing camera system
- Suitable for 12/24V applications
- Supplied with 1 x 9" colour TFT-LCD monitor, 1 x rear view Sony AHD CMOS IMX307 camera and 1 x 20m cable

PART NO.	DESCRIPTION	QTY
0-775-30A	9" 2-channel CCTV Kit	1

VAN CAMERA MONITORING SYSTEMS

UNIVERSAL BRAKE LIGHT CAMERA CCTV KITS

12/24V IP68

Monitor and brake light camera kits

- 7" AHD monitor
- Camera protected to IP68
- Comes with 10m lead

PART NO.	DESCRIPTION	QTY
0-099-40A	With 7" Monitor	1
0-099-45A	With 7" Mirror Monitor	1



Universal



LOOKING FOR A BRAKE LIGHT CAMERA? Full range on pages 38 & 39.

Cameras for Citroen, Fiat, Ford, Freightliner, Mercedes Benz, Nissan, Opel, Peugeot, Renault, Toyota, Vauxhall & VW



2-CHANNEL AHD REAR VIEW MIRROR MONITOR CCTV KIT - 1080P FHD CAMERA

12/24V IP68

7" AHD mirror monitor & 1 rear view 1/2.8" Sony 1080p Full HD camera.

- Camera protected to IP68 & has a microphone
- Monitor features parking guide lines
- Supplied with remote control & 20m cable, 1 additional camera can be used
- E-Marked R10 EMC, CE & UKCA approved



PART NO.	DESCRIPTION	QTY
0-775-00	AHD Mirror monitor kit	1



HD CCTV Kit



Top pick for EVs

2-CHANNEL REAR VIEW MIRROR MONITOR CCTV KIT

12/24V IP68

7" TFT-LCD AHD mirror monitor & number plate camera - 12/24V

- 1/3" Sony CCD image sensor camera
- Camera protected to IP68

PART NO.	DESCRIPTION	QTY
0-774-93A	Monitor & 1 camera	1
0-776-49	Mirror monitor bracket	1



CCTV KITS & VEHICLE SAFETY CCTV MONITORING KITS VAN CAMERA MONITORING SYSTEMS

NUMBER PLATE CAMERA CCTV KITS



7" monitor



7" mirror monitor

12/24V IP68

25cm number plate camera, 7" AHD monitor kit - 12/24V

- CMOS image sensor
- Supplied with 20m cable

PART NO.	DESCRIPTION	QTY
0-775-17A	With 7" monitor	1
0-775-27A	With 7" Mirror monitor	1

HIGH DEFINITION NUMBER PLATE CAMERA KITS



12/24V IP68

720p or 1080p Full HD number plate camera with 7" monitor

- CMOS image sensor
- Camera protected to IP68

PART NO.	DESCRIPTION	QTY
0-774-72	7" Monitor & 720p camera (180mm)	1
0-774-73	7" Monitor & 1080p camera (200mm)	1



FHD CCTV Kit



Top pick for EVs

WIRELESS CAMERA MONITORING SYSTEMS

4.3" 1-CHANNEL 720P WIRELESS CCTV KIT



12/24V IP68

4.3" monitor



4.3" 1-Channel wireless TFT-LCD monitor & 1 camera

- Can receive signal from 1 camera
- Supplied with 1 x 4.3" screen monitor and 1 x 720p rear view camera only
- Monitor features parking guide lines
- Camera protected to IP68
- Wireless transmitting range of up to 100m

PART NO.	DESCRIPTION	QTY
4-776-45	4.3" wireless CCTV kit	1

5" 2-CHANNEL WIRELESS CCTV KIT



12/24V IP68

5" monitor



5" 2-Channel wireless TFT-LCD monitor & 1 camera

- Can receive signal from up to 2 cameras
- Supplied with 1 x 5" screen monitor and 1 x rear view camera only. Additional cameras can be purchased (0-775-29 & 0-775-63)
- Camera protected to IP68
- Wireless transmitting range of up to 120m

PART NO.	DESCRIPTION	QTY
0-775-41	5" wireless CCTV kit	1

CCTV KITS & VEHICLE SAFETY CCTV MONITORING KITS WIRELESS CAMERA MONITORING SYSTEMS

7" AHD WIRELESS MIRROR MONITOR & 1080P CAMERA

12/24V

IP68



FHD CCTV Kit

7" 4-Channel wireless TFT-LCD AHD mirror monitor & 1 1080p Full HD rear view camera.

- Can receive signal from up to 4 cameras
- Supplied with 1 x 7" AHD mirror monitor and 1 x rear view camera only
- Camera protected to IP69K
- Built-in wireless receiver with a range of 100m

PART NO.	DESCRIPTION	QTY
4-776-25	AHD 7" wireless mirror monitor kit	1

7" 2-CHANNEL WIRELESS CCTV KIT

12/24V

IP68



7" monitor



Split screen

7" 2-Channel wireless TFT-LCD monitor & 1 camera

- Can receive signal from up to 2 cameras
- Supplied with 1 x 7" split screen monitor and 1 x rear view camera only. Additional cameras can be purchased (0-775-29 & 0-775-63)
- Camera protected to IP68
- Built-in wireless receiver with a range of 120m

PART NO.	DESCRIPTION	QTY
0-775-39	7" wireless CCTV kit	1

7" AHD WIRELESS MONITOR & 1080P CAMERA

12/24V

IP68



FHD CCTV Kit

7" 4-Channel wireless TFT-LCD AHD monitor & 1 1080p Full HD rear view camera.

- Can receive signal from up to 4 cameras
- Supplied with 1 x 7" AHD monitor and 1 x rear view camera only.
- Camera protected to IP69K
- Built-in wireless receiver with a range of 100m

PART NO.	DESCRIPTION	QTY
4-776-05	AHD 7" wireless CCTV kit	1

7" QUAD 4-CHANNEL WIRELESS CCTV KIT

12/24V

IP68



Split screen



4 Camera inputs

7" QUAD 4-Channel wireless TFT-LCD monitor & 1 camera

- Can receive signal from up to 4 cameras
- Supplied with 1 x 7" split screen monitor and 1 x rear view camera only. Additional cameras can be purchased (0-775-29 & 0-775-63)
- Camera protected to IP68
- Wireless transmitting range of up to 120m

PART NO.	DESCRIPTION	QTY
0-775-01	7" wireless CCTV kit	1



LOOKING FOR A RECHARGEABLE MAGNETIC WIRELESS CAMERA SOLUTION? See page 43.



BLIND SPOT DETECTION SYSTEMS

“
4, 8 or 12 sensor
kits available.
”

DESIGNED FOR HGVS AND TRACTOR UNITS

- Warn cyclists and pedestrians with external speaking alarm
- Integrates with Durite CCTV Kits
- Record on Durite mobile DVR if fitted
- Compliant with CLOCS, FORS, DVS and construction companies who require commercial vehicles to meet specific safety specifications
- ECE, EMC R10 approval



4 LEFT SENSORS

4, 8 OR 12 BLIND SPOT SENSOR KITS

12/24V IP68



- For 12/24V vehicles
- Adjustable sensor sensitivity reduces false detection between 0.9m to 1.8m
- Kits include ultrasonic sensors, internal buzzer & external speaker
- Operates on GPS speed trigger reducing installation time. Select maximum speed at which you want obstacles to be detected

	STANDARD RESOLUTION	AHD RESOLUTION	ARTICS ADD CABLE	QTY
4 Sensor Kit	0-870-10	0-870-80	0-870-95	1

EXTENSION KITS

4 extra sensors down one side	0-870-44	1
-------------------------------	----------	---



Left turn speaker



Built-in GPS speed trigger



Detects objects as far as 1.8m



Ultrasonic sensors Up to 12



If an object is detected the screen display shows the location along the vehicle, the in-cab buzzer sounds and the external speaker alerts the pedestrians and cyclists.

For spare components go to related items tab for 0-870-10 & 0-870-80 on our website.

PART NO.	DESCRIPTION	QTY
0-870-95	3.5m side detection retractable cable	1
0-870-91	2m extension cable to sensor	1
0-870-90	3-pin connector extension cable	1



4 RIGHT SENSORS



4 REAR SENSORS



SIGN UP TO DURITE'S E-NEWS FOR THE LATEST PRODUCT, INDUSTRY & REGULATORY NEWS. WWW.DURITE.CO.UK



CCTV KITS & VEHICLE SAFETY BLIND SPOT SYSTEMS

ULTRASONIC BLIND SPOT SENSOR KITS

12/24V IP69K

- Visual & audible warnings with LED traffic light warning buzzer
- Detection within 0.2 seconds up to 1.5M
- ECU protected to IP69K, sensor & connector protected to IP68
- Shock & vibration resistant
- Environment learning mode
- System self-checking function
- Flush (0°), 11° & underslung mounting available



Detection up to 1.5m



System self-checking function



System Self-Checking Function checks all the sensors when switched on, indicating with a beep sound if a sensor is faulty.

ULTRASONIC BLIND SPOT SENSOR KIT

PART NO.	DESCRIPTION	QTY
0-870-30	Sensor kit	1

SIDE SENSOR KIT

PART NO.	DESCRIPTION	QTY
0-870-36	Sensor kit with left turn speaker and low speed trigger	1

For spare components go to related items tab for 0-870-30 on our website.

ULTRASONIC REAR BLIND SPOT SENSOR KIT

12/24V IP69K

- Visual & audible warnings with LED warning buzzer
- Detection within 0.2 seconds up to 2.2M
- ECU protected to IP69K, sensor & connector protected to IP68
- Shock & vibration resistant
- Environment learning mode
- System self-checking function



Detection up to 2.2m



System self-checking function



PART NO.	DESCRIPTION	QTY
0-870-05	Reversing 4-sensor kit	1

CANBUS CONNECTOR MODULE



An external adapter which connects directly to CANHIGH & CANLOW. Outputs the following signals: left indicator, right indicator & reverse. The unit then outputs a live speed signal (cuts out at 15mph).

- Multifunctional status LED
- Flexible firmware allows for continuous updates

PART NO.	DESCRIPTION	QTY
0-774-50	Canbus connector module	1
0-774-51	Contactless reader	1

LOW SPEED TRIGGER MODULE

12/24V



Durite 3-in-1 Low Speed and Indicator Trigger Module is suitable for a variety of applications such as controlling side camera, warning alarm or blind spot detection system. It has 3 functions; Speed Controlled only, Indicator Triggered only or Speed & Indicator operation.

- E-Marked R10.05 EMC
- 8 speed settings up to 60MPH

PART NO.	DESCRIPTION	QTY
0-774-55	Low speed trigger module	1

DURITE TELEMATICS

Monitor driving habits and improve the safety of your drivers and other road users.

Track harsh braking, acceleration, hard cornering, speeding.

KEY BENEFITS



Improve driving habits



Fewer speeding incidents



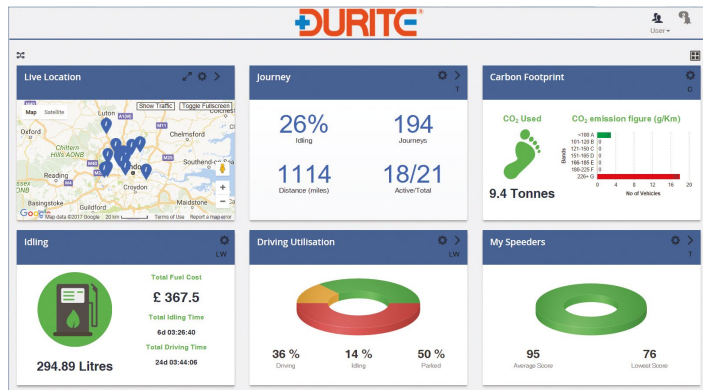
Cheaper insurance premiums



Fuel cost savings



Vehicle & Trailer tracking




Accessed through the secure cloud based Durite Telematics Portal*

MONITORING CAPABILITIES

- ✓ Monitor your fleet and view all incidents from your computer with live location & GPS
- ✓ Reduce claims through better driving
- ✓ Lower fuel consumption and vehicle wear & tear
- ✓ Reduce operation costs by streamlining processes
- ✓ Live data & scheduled reports; tracking reports, incident alerts & service notifications

SMART NANO TELEMATICS TRACKER



Easy and secure installation.

The Durite smart nano tracker features a 2-wire fixing for an easy and secure installation, reducing the risk of removal. Complimented with Bluetooth connectivity and an internal backup battery, the Durite smart tracker does not conflict with any existing telemetry solutions already in-situ.

- Solid waterproof case
- Built-in accelerometer & gyroscope sensors to provide highly accurate crash data
- Integrates with Durite Telematics to provide detailed driver behaviour, location and journey data for analysis
- Easy data access on the Fleet Dashboard
- Data is secured to the Cloud

PART NO.	DESCRIPTION	QTY
0-875-60	Smart nano telematics tracker	1

TRAILER TRACKER



The Durite trailer tracker is designed for the tracking of trailer units.

- Trailers can be left for prolonged periods of time without power & easily found with the 6-month backup battery
- Recharged quickly from any 12V/24V power supply, and has 3 inputs and 3 outputs allowing remote control of hardware such as door locks & temperature sensors

PART NO.	DESCRIPTION	QTY
0-875-02	For mainland UK	1



REVERSING ALARMS

THE SOUND OF SAFETY



DURITE BRINGS YOU ECCO BACK-UP ALARMS

ECCO invented the reversing alarm and since then they've been innovating them to make your every move safer.

ecco.esg.co.uk

MULTI-FREQUENCY ALARM, 92DB



Used to warn pedestrians when the vehicle is reversing, 12-24V.

- Multi-frequency alarm
- 92dB(A)
- Protected to IP54
- 10G Mechanical vibration
- Robust ABS material
- L 102 x W 41 x H 71mm
- E-Marked CE R10

PART NO.	DESCRIPTION	QTY
0-564-71	Multi-frequency alarm	1

MULTI-FREQUENCY 87DB



Multi-frequency, 12-24V.

- Multi frequency alarm
- 87dB(A), 4000Hz
- Epoxy potted against dust, moisture and vibration
- L 102 x W 70 x H 41mm
- E-Marked EMC R10

PART NO.	DESCRIPTION	QTY
0-564-11	12V/24V	1

TONAL - STANDARD 97DB



Standard, 12-24V.

- 102dB(A)
- Protected to IP65
- M4 stud terminals
- L 102 x W 41 x H 71mm
- SAE Type F, E-Marked R10

PART NO.	DESCRIPTION	QTY
0-564-52	12-24V	1

TONAL WITH NIGHT SILENT



Tonal Alarm, 12-24V.

- 97-0dB(A)
- Protection against moisture, dust and vibration
- L 102 x W 41 x H 71mm
- SAE J994 Type C, E-marked R10

PART NO.	DESCRIPTION	QTY
0-564-56	12V-24V with Night Silent	1

TONAL - EXTRA HEAVY-DUTY



Heavy-Duty, 12/24V.

- 60 pulses per minute
- 112dB(A), 1200Hz
- Epoxy potted against dust, moisture and vibration
- Protected to IP66
- L 127 x W 95 x H 77mm
- CE, EMC R10

PART NO.	DESCRIPTION	QTY
0-564-25	12V/24V	1

SELF ADJUSTING BACK-UP ALARM



Used to warn pedestrians when the vehicle is reversing - 12/24V

- Tonal alarm (beep...beep)
- 82-102dB(A)
- Protected to IP65
- Epoxy potted against dust, moisture and vibration
- L 102 x W 41 x H 71mm
- E-Marked R10, CE approved


PART NO.	DESCRIPTION	QTY
0-564-53	Tonal alarm (beep..beep)	1

CCTV KITS & VEHICLE SAFETY BACK UP ALARMS

MULTI-FREQUENCY BACK UP ALARMS

DOUBLE ENGAGE & NIGHT SILENT ALARM, 97DB

Multi-frequency Alarm used to warn pedestrians when the vehicle is reversing, 9-32V.



- Double engage and night silent alarm
- 97dB +/-4dB to 87dB +/-4dB / 0dB
- Protected to IP68
- 10G mechanical vibration
- Robust ABS material
- L 104 x W 37 x H 62mm
- E-Marked EMC R10

PART NO.	DESCRIPTION	QTY
0-564-13	Multi-frequency alarm	1

SELF ADJUSTING BACK-UP ALARM



Top pick for EVs

Self Adjusting Alarm used to warn pedestrians when the vehicle is reversing, 9-32V.



- Multi-frequency alarm (sh...sh...)
- Automatically adjust 5-10dB above ambient noise
- Protected to IP68
- 10G mechanical vibration
- Robust ABS material
- L 104 x W 75 x H 39mm
- E-Marked EMC R10

PART NO.	DESCRIPTION	QTY
0-564-12	Multi-frequency alarm	1

INTERMITTENT BACK UP ALARMS

GREAT VALUE 105DB

Intermittent sound, 12 or 24V.



- Intermittent sound
- 105dB(A)
- One hole fixing bracket
- ø 54.3 x D 41mm
- CE approved

DESCRIPTION	PART NO.	NIGHT SILENT	QTY
12V	0-561-12	0-561-62	1
24V	0-561-24	-	1

REVERSING & WARNING SPEAKERS

LEFT TURN, REVERSING OR RIGHT TURN SPEAKERS, 97DB

12/24V IP66 R10



Used to warn pedestrians when the vehicle is indicating left, right or reversing.

- "This vehicle is..."
- At 97 dB it is loud enough to be heard over moving traffic
- Waterproof to IP66
- E-Marked, R10 approved
- H 80 x W 100 x D 73mm

"...TURNING LEFT"	"...REVERSING"	"...TURNING RIGHT"	QTY
0-564-60	0-564-70	0-564-80	1

LOOKING FOR AN ALARM CUT OFF RELAY & SWITCH? *see page 48.*

LEFT TURN SPEAKER, 90DB

"Sh. Sh. Caution, vehicle turning left", 9-32V

- Left turn speaker
- At 90dB is loud enough to be heard over moving traffic
- Protected to IP68
- Robust ABS material
- L 104 x W 75 x H 39mm
- E-Marked R10 EMC



PART NO.	DESCRIPTION	QTY
0-564-62	"Caution, vehicle turning left"	1

USB PROGRAMMABLE SPEAKER



Top pick for EVs

Record your own warning message to the Durite USB Programmable alarm, 12/24V.

- USB programmable alarm (6W)
- Supports MP3/WAV files up to 4MB
- 0-90dB
- Protected to IP68
- Robust ABS material
- L 104 x W 39 x H 75mm
- E-Marked EMC R10



PART NO.	DESCRIPTION	QTY
0-564-75	Programmable speaker	1

MULTI-FUNCTION ALARM



Top pick for EVs

Multi-function, 9-32V

- Left, rear, mute, night silent, double engage reverse, 1/2 sound & output trigger
- 90dB, 70dB night, 0db mute
- Protected to IP68
- Robust ABS material
- L 104 x W 75 x H 39mm
- E-Marked R10 EMC

PART NO.	DESCRIPTION	QTY
0-564-55	"This vehicle is reversing" & "This vehicle is turning left"	1



BUZZERS

WARNING LIGHTS-ON

12V negative earth systems

- Two tone warning alarm if the drivers door is opened when the vehicle lights are on and the ignition is switched off



PART NO.	DESCRIPTION	QTY
0-562-00	12V	1

WARNING LOW PRESSURE

Warning buzzer

- Plastic body with one female and one male 6.35mm blade terminal



PART NO.	DESCRIPTION	QTY
0-562-12	12V Black	1
0-562-24	24V Red	1

WARNING IN CAB

Dashboard buzzer

- 2 tones
- 72 dB(A)
- Single hole fixing
- Two terminal



PART NO.	DESCRIPTION	QTY
0-562-62	12V	1
0-562-74	24V	1

MIRRORS

CLASS II



Commercial vehicle convex glass mirror head

- 362 x 174mm. Clamps to main mirror 16-28mm arms
- ECE approved, Class II

PART NO.	DESCRIPTION	QTY
0-771-00	362 x 174mm	1



Commercial vehicle flat glass mirror heads

- Clamps to 5/8" (13-16mm) arms
- ECE approved

PART NO.	DESCRIPTION	QTY
0-770-04	7" x 5" (177 x 127 mm)	4
0-771-04	10" x 6" (254 x 152 mm)	2

CLASS IV



Commercial vehicle wide angle glass mirror head (193 x 193mm)

- Clamps to 16-28mm arms
- ECE approved, Class IV

PART NO.	DESCRIPTION	QTY
0-770-00	193 x 193mm	1

CLASS V



Over door/kerbs mirror head (240 x 155mm)

- To EEC specification Class V
- Comes with mirror arm fitted with 2 x 6mm slots at 40-60mm

PART NO.	DESCRIPTION	QTY
0-770-07	240 x 155mm	1

CLASS VI



Over screen/front view mirror head (293 x 210mm)

- To EEC specification Class VI with unbreakable lens
- Comes with mirror arm 440mm long, 19mm diameter with clamp that fits 16-28mm diameter arms

PART NO.	DESCRIPTION	QTY
0-770-08	293 x 210mm	1



Over screen/front view circular mirror head (255mm diameter)

- To EEC specification class VI
- Comes with mirror arm 440mm long, 19mm diameter with clamp that fits 16-28mm diameter arms

PART NO.	DESCRIPTION	QTY
0-770-09	255mm diameter	1



1TB & 2TB SSD capacity



Password protection & Lock cover



Options include; GPS, G-Force, WiFi for Data download & 4G for Live Streaming

DIGITAL VIDEO RECORDER (DVRs)

Enjoy consistent efficiency and device longevity with the latest Solid State Drive (SSD) technology.

Encourage better driver behaviour, reduce risk of accidents and help lower insurance premiums. Choose our 4G DVRs for live streaming vehicle cameras & monitoring vehicle location from any device. Record high-quality videos and play back anytime.

SSD not included with DVRs. See page 47.

1080P FHD 6-CHANNEL SSD DVR

12/24V

1080p Full HD 6-Channel DVR with GPS & G-force Sensor.

- 1080p Full HD Real Time Recording
- 4G Live, connects to Durite Live platform*
- Stores up to 6 camera videos on up to 1 x 2TB solid state drive
- 6 trigger inputs for up to 6 cameras - 4 x AHD, 2 x IPC
- Lockable cover and password protected
- Built-in G-force sensor and GPS

PART NO.	DESCRIPTION	QTY
0-875-00	6-Channel 1080p SSD DVR	1
0-876-00	4G 6-Channel 1080p SSD DVR with Durite Live*	1

*24-month subscription required to access the Durite Live portal (0-876-99).

- 1080p**
FHD Resolution
- x6**
6 camera inputs
- Compact design**
- 4G**
Live streaming available



NEW

1080P FULL HD 8-CHANNEL SSD DVR

12/24V

1080p Full HD 8-channel DVR with GPS & G-force Sensor

- Stores up to 8 camera videos onto 2 x 2TB solid state drive
- 12 alarm channel outputs & 8 trigger inputs for up to 8 cameras
- Lockable cover and password protected
- Built-in G-force sensor and GPS
- Motion detection/theft prevention
- Speed monitoring and warning
- Supplied with connecting cables and remote control

PART NO.	DESCRIPTION	QTY
4-776-81	8-channel 1080p FHD mobile DVR	1

- 1080p**
Full HD Resolution
- x8**
8 camera inputs
- Built-in GPS & G-force**



IR Jack, 3m lead 0-775-80.



CONSISTENT EFFICIENCY & DEVICE LONGEVITY WITH THE LATEST SSD TECHNOLOGY. All Durite DVRs are Solid State Drive (SSD). Looking for an SSD up to 2TB, see page 47.



NEW

SSD not included with DVRs. See page 47.

1080P FHD 8-CHANNEL SSD CARD DVR

NEW



+ Add 0-876-69 to support IPC connections

10-30V

1080p Full HD 8-channel DVR with GPS & G-force sensor

- 1080p FHD real time recording
- 4G Live, connects to Durite Live platform*
- Stores up to 8 camera videos onto 1 x 2TB solid state drive
- Lockable cover and password protected
- Motion detection/theft prevention
- Speed monitoring and warning
- 8 trigger inputs for up to 8 cameras (8*AHD, 4*IPC)
- Up to 23 days continuous recording with 8 x 1080p cameras 24 hours per day

PART NO.	DESCRIPTION	QTY
4-876-68	8-channel 1080p SSD DVR	1
4-876-89	4G 8-channel 1080p SSD DVR with Durite Live*	1

*24-month subscription required to access the Durite Live portal (0-876-99).

4G

Live streaming available

1080p

Full HD Resolution

x8

8 camera inputs

1080P FHD 4-CHANNEL SD CARD DVR



+ IR Jack, 3m lead 0-775-80.

12/24V

1080p Full HD 4-channel DVR with GPS & G-force sensor

- Stores up to 4 camera videos onto 2 x SD cards - 128GB each (1 x 32GB SD card included only)
- Lockable cover and password protected
- Motion detection/theft prevention
- Speed monitoring and warning
- Supplied with connecting cables and remote control
- 4 trigger inputs for up to 4 cameras

PART NO.	DESCRIPTION	QTY
0-776-80	4-channel 1080p FHD mobile DVR	1

1080p

Full HD Resolution

x4

4 camera inputs

SD

SD Card






REQUIRE AN EASIER INSTALLATION?



Camera monitoring kit with Integral DVR. View page 13 for more information



CAMERAS

-  Prevent collision & reduce vehicle damage
-  AHD cameras for crystal clear view of vehicle registrations
-  Wide view angle up to 150°

Reverse and manoeuvre more safely by reducing blind spots. Perfect for both day and night vision that aim to prevent collisions and reduce vehicle damage.

-  Waterproof and splash proof cameras with up to 10m night vision
-  Suitable for 12/24V vehicles

FORWARD FACING CAMERAS

AHD FORWARD FACING CAMERA

1080p AHD forward-facing camera

- CMOS image sensor
- 4mm lens
- Automatic gain control (AGC)
- Mounts directly to windscreen
- L 121.6 x W 75 x H 36mm

 **4-PIN aviation connector.**



PART NO.	DESCRIPTION	QTY
0-876-18	1080p FHD camera	1

1080P FULL HD FORWARD FACING IP CAMERA

1080p Full HD IP forward-facing camera

- CMOS image sensor
- Audio
- Digital wide dynamic range (WDR) provides ultra clear images of vehicle registrations
- L 121.6 x W 75 x H 39mm
- Supplied with 5mtr ext cable

 **IP connector.**



PART NO.	DESCRIPTION	QTY
0-876-63	1080p IP camera	1

1080P FORWARD FACING CAMERA



Small & compact

1080p Full HD Infrared forward facing camera

- CMOS image sensor
- Automatic gain control (AGC)
- 150° or 110° viewing angle

PART NO.	DESCRIPTION	QTY
0-775-24	1080p camera	1

SMALL AHD CAMERA



Small 720p AHD camera

- CMOS image sensor
- Small & compact
- Protected to IP67
- L 47 x W 40 x D 42mm

PART NO.	DESCRIPTION	QTY
0-775-37	720p HD camera	1

1080P FORWARD FACING CAMERA

NEW



1080p forward facing camera


- CMOS image sensor
- 170° lens adjustment
- Protected to IP67
- IR up to 8m
- 4-PIN aviation with 300mm fly lead
- L 45.50 x W 44.41 x H 32.45mm

PART NO.	DESCRIPTION	QTY
0-775-15A	1080p 12V	1

CCTV KITS & VEHICLE SAFETY CAMERAS

DOME CAMERAS

1080P FHD IP DOME CAMERA



IP69K

1080p Full HD Infrared dome camera

- CMOS image sensor
- 104° viewing angle
- Protected to IP66/69K
- 10 Infrared LEDs - up to 8m
- Automatic gain control (AGC)
- L 101.5 x W 96 x H 52.6mm

🔧 IP connector.

PART NO.	DESCRIPTION	QTY
0-774-75	1080p IP dome camera	1

1080P FHD INTERNAL DOME CAMERA



1080p Full HD Infrared dome camera

- CMOS image sensor
- 85° viewing angle
- 12 Infrared LEDs - up to 10m
- Automatic gain control (AGC)
- Ø 95 x H 63mm

PART NO.	DESCRIPTION	QTY
0-774-74	1080p FHD dome camera	1

SIDE CAMERAS

720P AHD SIDE CAMERA

IP69K



**🔧 Looking for a White version
0-774-97**

Side camera with Infrared LEDs

- 1/3" Sony CMOS IMX225
- 150° viewing angle
- Normal/mirror image
- Protected to IP69K
- 4-PIN aviation connector
- Bulit in IR LEDs, up to 10 meter night vision
- L 50.9 x W 67.4 x H 44 mm
- E-Marked R10, ECE R26 complaint housing

NEW

PART NO.	DESCRIPTION	QTY
0-775-65	720p AHD Side Camera	1

1080P SIDE CAMERA

IP69K

NEW



5 Infrared LED side camera - 1080p

- 1/2.8" SONY CMOS IMX307
- 150° viewing angle
- Normal/mirror Image
- Protected to IP69K
- 4-PIN aviation connector
- 5 Bulit in IR LEDs, up to 10 meter night vision
- L 50.9 x W 67.4 x H 44 mm
- E-Marked EMC R10, ECE R26 compliant housing

PART NO.	DESCRIPTION	QTY
0-775-65A	1080p AHD Side Camera	1

1080P FHD IP SIDE CAMERA



IP69K

1080P Full HD IP Infrared LED side camera

- CMOS image sensor
- Protected to IP69K
- Day to night filter & auto white balance
- 2.2mm lens wide angle
- IR up to 10m
- L 66 x W 58.2 x H 46mm

🔧 IP connector.

PART NO.	DESCRIPTION	QTY
0-876-77	1080p FHD IP camera	1

CCTV KITS & VEHICLE SAFETY CAMERAS

REAR CAMERAS

1080P AHD REAR CAMERA

IP68

Infrared rear AHD camera

- 1/2.8" SONY IMX307 CMOS
- Normal image
- 4-PIN aviation connector
- Protected to IP68
- 18 infrared LEDs



PART NO.	DESCRIPTION	QTY
0-775-16	1080p Full HD camera	1

1080P AHD REAR CAMERA

IP68

Infrared rear AHD camera

- 1/2.8" SONY IMX307 CMOS
- Normal/mirror image
- 4-PIN aviation connector
- Protected to IP68
- 4 infrared LEDs



NEW

PART NO.	DESCRIPTION	QTY
0-775-16A	1080p Full HD camera	1

1080P TWIN AHD CAMERA

IP68

Twin AHD camera

- Dual 1/2.8" Sony IMX307 CMOS
- Normal/mirror image
- 4-PIN aviation connector
- Protected to IP68
- 15 IR LEDs x 2, up to 10 meter night vision
- 125° Reversing, 60° Surveillance viewing angle



NEW

PART NO.	DESCRIPTION	QTY
0-776-10A	1080p Twin AHD camera	1

1080P COLOUR NIGHT VISION CAMERA

IP69K

1080p AHD Mini Rear Camera - 12VDC

- 1/3" GC 2053 CMOS
- 180° wide view angle
- Normal/mirror image
- White LEDs for colour night vision
- Protected to IP69K
- 4-PIN aviation connector
- L 73 x W 42 x H 56mm
- E-Marked R10



NEW

PART NO.	DESCRIPTION	QTY
0-776-12	Mini Rear Camera	1

1080P OVERDOOR REVERSING CAMERA

1080p AHD Overdoor Camera - 12VDC

- 1/2.8" Sony IMX307 CMOS
- 120° viewing angle
- Normal/mirror image
- 6 IR LEDs up to 10 meter night vision
- Protected to IP69K
- 4-PIN aviation connector
- L 134 x W 71 x H 204mm
- E-Marked EMC R10



NEW

PART NO.	DESCRIPTION	QTY
0-776-07A	Overdoor Camera	1



SIGN UP TO DURITE'S E-NEWS FOR THE LATEST PRODUCT, INDUSTRY & REGULATORY NEWS.



WWW.DURITE.CO.UK

CCTV KITS & VEHICLE SAFETY CAMERAS

1080P FHD IP NUMBER PLATE CAMERA



1080p Full HD IP number plate camera

- CMOS image sensor
- 2.2mm lens wide angle
- IR up to 5m
- Protected to IP69K
- L 196.7 x W 29.5 x H 30mm

IP connector.

PART NO.	DESCRIPTION	QTY
0-876-76	1080p - IP number plate camera	1

AHD NUMBER PLATE CAMERA



AHD Number plate camera

- CMOS image sensor
- 2.5mm lens
- 4-PIN aviation connector
- Protected to IP68
- E-Marked R10.05

PART NO.	DESCRIPTION	QTY
0-774-71	1080p - 200mm	1
0-774-70	720p - 180mm	1

**LATEST IN AHD TECHNOLOGY.
DURITE CAMERAS ARE 720P &
1080P HIGH DEFINITION**

NEW

- ✓ 12/24V
- ✓ 720p & 1080p high definition
- ✓ Increased picture quality & resolution
- ✓ Crystal clear vision
- ✓ Side, Rear & Forward facing options



Looking for Standard Resolution?

Standard resolution replacement parts can be found online, www.durite.co.uk or contact sales@durite.co.uk

UNIVERSAL BRAKE LIGHT CAMERA



960H Universal brake light camera

- CCD image sensor
- Night vision up to 35ft
- Comes with 10m lead
- Protected to IP68

PART NO.	DESCRIPTION	QTY
0-099-15	960H - L 62.7 x W 211.7 x D 62mm	1

CCTV KITS & VEHICLE SAFETY CAMERAS

12V FORD BRAKE LIGHT CAMERAS

- Night vision LEDs
- Protected to IP67
- Supplied with 10m extension cable



PART NO.	DESCRIPTION	QTY
0-099-11	Transit 2014-2024	1

PART NO.	DESCRIPTION	QTY
0-099-16	Transit Custom 2015-2024	1

PART NO.	DESCRIPTION	QTY
0-099-19	Transit Connect 2013-2024	1

BRAKE LIGHT CAMERAS



VW Crafter 2017-2024

PART NO.	QTY
0-099-09	1



Mercedes Benz Sprinter 2007-2024
Freightliner Sprinter 2001-2021
VW Crafter 2006-2016

PART NO.	QTY
0-099-10	1



Peugeot Boxer 2006-2024
Fiat Ducato 2006-2024
Citroen Jumper 2006-2024
Citroen Relay 2006-2024
Toyota Proace 2007-2024
Vauxhall Movano 2021-2024(3gen)
Opel Movano 2021-2024 (3gen)

PART NO.	QTY
0-099-12	1



Renault Trafic 2014-2024
Nissan NV300 2014-2024 (3gen)
Vauxhall Vivaro 2014-2019
Opel Vivaro B 2014-2018
Fiat Talento 2016-2024 (2gen)

PART NO.	QTY
0-099-17	1



Renault Master 2010-2024(3gen)
Vauxhall Movano 2010-2022 (2gen)
Opel Movano 2010-2024(2gen)
Nissan NV400 2010-2024
Nissan Interstar 2022-2024

PART NO.	QTY
0-099-18	1



@ WWW.DURITE.CO.UK

+44 (0) 1255 555 200

SALES@DURITE.CO.UK

MONITORS

Durite CCTV monitors are highly durable, reliable and are ideal for heavy-duty applications. All our AHD monitors support 960H, 720p & 1080p cameras.



9", 7" or 5" High resolution TFT-LCD screens



Fully interchangeable with other CCTV kits



Dual voltage 12/24V



Audio enabled



10G vibration rating



Robust construction

7" MONITORS

7" AHD 2-CHANNEL MONITOR



Supports up to 2 cameras

7" AHD CCTV/TFT LCD monitor - 1080p

- Inputs for 2 cameras
- 1024 x RGB x 700
- As used in 0-776-00 kit
- Features parking guide lines

PART NO.	DESCRIPTION	QTY
0-776-01	7" monitor AHD	1

7" AHD 3-CHANNEL MONITOR



Supports up to 3 cameras

7" AHD/TFT LCD CCTV monitor - 720p

- 4-PIN aviation
- Reverse Polarity & Audio
- L 177 x W 122 x H 26mm

Monitor harness 4-776-11.

PART NO.	DESCRIPTION	QTY
0-776-73	AHD 7" monitor	1

7" AHD 4-CHANNEL MONITOR



Supports up to 4 cameras

7" AHD TFT LCD CCTV monitor - 1080p

- Quad or Split monitor view
- 4-PIN aviation
- Reverse Polarity & Audio
- L 177 x W 122 x H 26mm

Monitor harness 4-776-12.

PART NO.	DESCRIPTION	QTY
0-775-35A	7" QUAD monitor	1

7" 4-CHANNEL MONITOR WITH BUILT-IN DVR



12/24V

7" HD 4-channel monitor with built-in SSD DVR - 720p, 1080p

- 7" touchscreen monitor
- Inputs for up to 4 cameras
- GPS tracking and G-sensor
- Password protected & lock
- Impact rating 6G
- Built-in DVR records footage onto a 480GB SSD (additional storage 1 x SD card up to 256GB - not included)

PART NO.	DESCRIPTION	QTY
0-774-10	7" monitor with built-in DVR	1



4 camera inputs



GPS & G-sensor

5" MONITOR

5" 1080P AHD 3-CHANNEL MONITOR

5" AHD TFT LCD CCTV 3-channel monitor - 1080p

- 5" monitor
- Supports all AHD Cameras
- 4-PIN aviation connector
- Reverse polarity & audio
- L 132 x W 47 x H 95mm
- E-Marked ECE R10

PART NO.	DESCRIPTION	QTY
0-776-76A	5" monitor	1



Supports up to 3 cameras



9" MONITORS

9" 1080P AHD 2-CHANNEL MONITOR

9" AHD TFT LCD CCTV monitor - 1080p

- 9" touchscreen monitor
- Supports all AHD cameras
- 4-PIN Aviation connector
- Inputs for 2 cameras
- L 240 x W 170 x H 170mm

9" monitors are recommended by FORS.

PART NO.	DESCRIPTION	QTY
0-775-31A	9" monitor	1



Supports up to 2 cameras



9" 6-CHANNEL MONITOR WITH BUILT-IN DVR

12/24V

9" HD 6-channel monitor with built-in SSD DVR - 720p, 1080p

- 9" touchscreen monitor
- Inputs for up to 6 cameras
- GPS tracking and G-sensor
- Password protected & lock
- Impact rating 6G
- Built-in DVR records footage onto a 480GB SSD (additional storage 2 x SD card up to 256GB - not included)

PART NO.	DESCRIPTION	QTY
0-775-54	9" monitor with built-in DVR	1



6 camera inputs



GPS & G-sensor

9" monitors are recommended by FORS.




UPDATES, SOLUTIONS & INDUSTRY NEWS STRAIGHT TO YOUR INBOX. SIGN UP TO DURITE E-NEWS TODAY.

www.durite.co.uk



VAN MONITORS

7" AHD 2-CHANNEL MIRROR MONITOR



7" AHD TFT LCD mirror monitor - 960H, 720p, 1080p

- Compatible with rear view mirrors 63.2mm to 82mm high
- Shockproof rating of up to 8G
- Features a parking guideline option

PART NO.	DESCRIPTION	QTY
0-775-04	Mirror monitor	1

TOUCH SCREEN MONITOR

SMART 7" TOUCH SCREEN MONITOR



7" 9-channel touch screen monitor - 960H

- Playback video & view all cameras on one split screen
- Touch screen and connector cable to Durite HD 5-Channel Hard Drive DVRs.



Supports up to 9 cameras

PART NO.	DESCRIPTION	QTY
0-876-62	Touch Screen monitor	1
0-876-10	Touch Screen monitor & cable	1

WIRELESS

WIRELESS CAMERAS

1080P WIRELESS AHD REVERSING CAMERA - CONNECTS TO YOUR PHONE



Sony IMX214 1/3" CMOS image sensor camera with WiFi

- 1080p WiFi camera with audio
- Up to 15M WiFi coverage
- Protected to IP69K
- 11-LED Infrared light, vision up to 8 meters
- L 78 x W 64 x H 51mm
- E-Marked R10 EMC, CE & UKCA approved

PART NO.	DESCRIPTION	QTY
4-776-04	Wireless camera	1

⚡ No monitor needed, connects straight to your mobile device via an App - for iOS & Android devices.



GET IT ON Google Play

Download on the App Store

SEARCH REAR CAMERA (ANDROID), REAR CAM (IOS)

CCTV KITS & VEHICLE SAFETY WIRELESS CAMERAS & MONITORS

RECHARGEABLE WIRELESS MAGNETIC CAMERA - 700TVL

Wireless Li-ion magnetic reversing camera

Camera

- 1/3" CCD image sensor
- 120° viewing angle
- 20-LED infrared light, vision up to 8 meters
- 8600mAh battery can last up to 8 hours
- Protected to IP69K
- Wireless transmission up to 100m
- L 108 x W 80 x H 117.3mm
- E-Marked R10 EMC, CE, UKCA

Receiver

- 4-channel
- Signal transmission distance 100m
- 4-PIN aviation plug
- 2.4W
- Protected to IP67/IP69K
- Vibration impact 10G

Perfect for trailers.



PART NO.	DESCRIPTION	QTY
0-774-80	Camera, transmitter & receiver	1
0-774-81	Receiver	1
0-774-82	Camera & transmitter	1

WIRELESS REAR CAMERA

Infrared rear mount wireless camera with microphone - 960H

- CMOS image sensor
- 18 infrared LEDs
- Protected to IP68
- 100m wireless range

Compatible with 4-776-43 CCTV kit.

PART NO.	DESCRIPTION	QTY
4-776-42	Wireless rear camera	1



WIRELESS REAR CAMERA - 800TVL

Infrared rear mount wireless camera with microphone

- CMOS image sensor
- 18 infrared LEDs
- Protected to IP68
- 120m wireless range

Compatible with 0-775-39, 0-775-41 & 0-775-01 CCTV kits.



PART NO.	DESCRIPTION	QTY
0-775-29	Wireless rear camera standard image	1

1080P FHD WIRELESS REAR CAMERA



Infrared rear mount wireless camera with microphone

HD Camera

- CMOS image sensor
- 11 infrared LEDs
- Protected to IP69K
- 100m wireless range

Compatible with 4-776-07 & 4-776-08 monitors.



PART NO.	DESCRIPTION	QTY
4-776-06	1080p FHD wireless camera	1

WIRELESS MONITORS

WIRELESS 5" & 7" 2-CHANNEL MONITOR



5" or 7" wireless TFT-LCD 2-channel monitor

- 5" or 7" monitor screen
- 2 channels for up to 2 cameras

Compatible with 0-775-29, 0-775-63 cameras.

PART NO.	DESCRIPTION	QTY
0-775-42	5" 2-channel monitor	1
0-775-40	7" 2-channel monitor	1

AHD WIRELESS 7" 4-CHANNEL MONITOR



HD monitor
720p & 1080p



AHD 7" wireless TFT-LCD 4-channel monitor

- 7" screen
- 1024 x 700px
- 4 channels for up to 4 cameras
- 100m wireless range

Compatible with 4-776-06 CCTV camera.

PART NO.	DESCRIPTION	QTY
4-776-08	7" monitor	1

AHD WIRELESS 7" 4-CHANNEL MONITOR



HD monitor
720p & 1080p



AHD 7" wireless TFT-LCD 4-channel monitor

- 7" mirror monitor
- 1024 x 700px
- Features guide lines
- 4 channels for up to 4 cameras
- 100m wireless range

Compatible with 4-776-06 CCTV camera.

PART NO.	DESCRIPTION	QTY
4-776-07	7" mirror monitor	1



**WE WILL COME TO YOU!
INSTALLATION ANYWHERE IN THE UK.**

**CONTACT US
TODAY**

*Here at Durite, not only do we supply best-in-class Vehicle Safety Equipment with type approvals and extended warranty, we also work with **Approved Installers** nationwide to ensure the installation is carried out to the highest standard.*



@ WWW.DURITE.CO.UK

+44 (0) 1255 555 200

✉ SALES@DURITE.CO.UK

CCTV ACCESSORIES

CCTV BRACKETS

FAN BRACKETS



Detachable swivel fan bracket

- Suitable for all monitors with 11mm slider bracket
- Detachable swivel

PART NO.	QTY
4-776-97	1



Fan bracket

- 11mm slider
- Suitable for 4.3" - 9" monitors
- 9 slots in base

PART NO.	QTY
4-776-98	1

360° BRACKET

4-bolt dual 360° bracket for all monitors



PART NO.	DESCRIPTION	QTY
0-774-99	Swivel bracket	1
4-774-99	with M6 mount	1

CCTV CABLE

SCREENED CCTV LEADS

- 1m to 20m CCTV leads

PART NO.	DESCRIPTION	QTY	PART NO.	DESCRIPTION	QTY
0-775-21	1m CCTV lead	1	0-775-10	10m CCTV lead	1
0-775-22	2m CCTV lead	1	0-775-14	15m CCTV lead	1
0-775-23	3m CCTV lead	1	0-775-19	20m CCTV lead	1
0-775-25	5m CCTV lead	1			



SUZI CABLE



Suzi cable kit. Comprises:

- 1 x Suzi cable 3.5m working length (0-776-96)
- 2 vehicle connectors (10m female end (0-776-94) & 0.3m male end for trailer (0-776-93))

PART NO.	DESCRIPTION	QTY
0-776-95	Complete kit	1
0-776-93	0.3 trailer socket (male)	1
0-776-94	10m tractor socket (female)	1
0-776-96	3.5m working length Suzi cable	1

3-CAMERA SUZI CABLE



CCTV Heavy-duty retractable Suzi cable with connecting leads, 3.5m working length

- Trailer socket end with 3 x male 4-pin connectors and truck end with 3 x female 4-pin connectors
- Protected to IP66
- Allows fitting of up to 3 cameras on a trailer through a single Suzi cable

PART NO.	DESCRIPTION	QTY
0-775-93	Complete kit	1
0-775-91	0.3m trailer socket (male)	1
0-775-92	0.3m tractor socket (female)	1
0-775-99	3.5m working length Suzi cable	1

CCTV KITS & VEHICLE SAFETY CCTV ACCESSORIES CABLES

HEAVY-DUTY SUZI CABLE - PUSH FIT



PART NO.	DESCRIPTION	QTY
4-776-85	Complete kit	1
4-776-83	0.3m trailer socket (male)	1
4-776-84	10m tractor socket (female)	1
4-776-86	3m working length Suzi cable	1

CCTV ADAPTORS

OE CCTV ADAPTOR LEADS



IN-CAB MONITORS	ADAPTORS	PART NO.	QTY
SCANIA/MAN trucks	male 4-pin to Fakra - 0.45m	0-775-74	1
DAF trucks	male 4-pin to RCA - 0.15m	0-775-73	1
VOLVO trucks	male 4-pin to FM4 FH4 - 0.15m	0-775-20	1

CCTV HARD WIRE KIT



CCTV Hard Wire Kit with ATO, Micro & Low Profile Fuse Adaptors

- Power to CCTV/dash camera with no stray wires
- 3m of cable for hard wire installation
- 5A max current

PART NO.	DESCRIPTION	QTY
0-776-97	Hard wire kit	1

VOLTAGE DROPPER



Voltage dropper to reduce monitor output from 24V to 12V camera

- Male 4-pin to female 4-pin
- 28.5cm

PART NO.	DESCRIPTION	QTY
0-774-90	Voltage dropper connector cable	1

CCTV KITS & VEHICLE SAFETY ACCESSORIES DVR ACCESSORIES & CCTV ADAPTORS

Y PIECE SPLITTER CABLE

Male 4-Pin Y Piece Splitter Cable to 2 Female 4-Pin Aviation

- Camera output can be split to 2 devices
- 20cm length
- Screened cable

PART NO.	DESCRIPTION	QTY
0-775-84	Y piece splitter cable	1
0-775-81	1 x Non-DC output and 1 x DC output	1



DVR ACCESSORIES

DVR ADAPTORS

APPLICATION	ADAPTORS	PART NO.	QTY
DVR to monitor without power	Connector cable (female 4-pin to female 4-pin) 20cm	0-876-27	1
DVR to monitor with power	Connector cable (female 4-pin to female 4-pin) 20cm	0-876-25	1
DVR to camera	Connector cable (male 4-pin to female 4-pin) 28.5cm	0-774-90	1



SSD DRIVES

2.5" Solid State Drive compatible with all Durite Hard Disk and SSD DVRs.

- Super-fast upload & download speed
- Quicker start-up time



DESCRIPTION	1TB	2TB	QTY
Solid State Drive	0-775-72	4-775-72	1

SD CARDS

Class 10 micro SD card (SanDisk Ultra).

PART NO.	DESCRIPTION	QTY
0-775-03	256GB	1
0-775-28	128GB	1
0-775-64	64GB	1
0-775-32	32GB	1

LED PANIC BUTTON

The Durite LED Panel Display with Panic Button displays the recording status and malfunction alarm status of a Mobile Digital Video Recorder (MDVR). It has a low power consumption, high efficiency and can be easily installed.

- Panic alarm function to start recording
- Buzzer sounds to warn the driver in case of over speeding
- Sensor to auto adjust display brightness
- L 59.8 x W 50.8 x H 22.4mm
- E-Marked



PART NO.	DESCRIPTION	QTY
0-876-95	LED Panel display panic button	1
0-876-93	Adaptor cable	1

✂ Add 0-876-93 for compatibility with 0-876-01 & 0-876-04 DVRs.

TIMER RELAY & SWITCH

TIMER CUT OFF RELAY & SWITCH



Cut Off Relay Module with Push Button Switch to silence the alarm for +/-4 minutes. Application: to be used with an external speaker during anti social hours 23:30 to 07:00.

- Max load: 10A
- 10G vibration rating
- Protected to IP68
- E-Marked R10 EMC, UKCA & CE approved

PART NO.	DESCRIPTION	QTY
0-876-81	Timer cut off relay & switch	1

CCTV WIRELESS AERIALS

CCTV WIRELESS AERIAL




Replacement aerial for any wireless monitor or camera

- Operation Frequency 2400~2483.5MHz
- 0-775-49 Long male SMA
- 4-775-97 Mid female SMA
- 4-775-98 Short female SMA

AERIAL FOR MONITOR	PART NO.	AERIAL FOR CAMERA	PART NO.
0-775-40	0-775-49	0-775-29	0-775-49
0-775-42	0-775-49	4-776-06	0-775-49
4-776-08	0-775-49		
4-776-07	0-775-49		
0-775-58	4-775-97		

WARNING SIGNS

LED BLIND SPOT CYCLE WARNING SIGN WITH EXCLAMATION MARK



Compact & highly visible flashing sign, warns cyclists the vehicle is about to turn.

- Suitable for 12V and 24V vehicles.
- Micro-controller allows for automatic shut-off when the hazard lights are in operation and also for reduced brightness at night.
- Tough polycarbonate frame with stainless steel backing and potted electronics to ensure long life in all conditions.
- Splash-proof
- Single M8 x 30mm Bolt for mounting. 140 x 140 x 20mm
- E-Marked R10

PART NO.	DESCRIPTION	QTY
0-870-61	3.6W LED cycle safety sign	1

SELF-ADHESIVE VINYL SAFETY SIGNS

Blind spot take care

- Landscape 300 x 200mm
- Portrait 200 x 300mm

CCTV operating on this vehicle

- External - Large sign 150 x 110mm
- Internal - Small sign 60 x 80mm

PART NO.		DESCRIPTION	QTY
0-870-51	Landscape	Blind spot - take care	1
0-870-50	Portrait	Blind spot - take care	1
0-870-52	External	CCTV operating on this vehicle	5
0-870-53	Internal	CCTV operating on this vehicle	5



FRENCH BLIND SPOT WARNING SIGN FOR HGVS OVER 3.5T

Durite French warning sign "Attention Angles Morts" translates to "Warning Blind Spots" to warn vulnerable road users in urban areas.

Since January 2021 HGVs over 3.5T operating in France must be fitted with 3 warning signs (right side, left side and rear of the vehicle) or could risk being fined €135.

The warning signs are used to show the blind spot zones to vulnerable road users in urban areas, highlighting the potential hazard and providing guidance to help mitigate the danger.

- 250 x 170mm Portrait
- Waterproof vinyl plastic & adhesive
- Vibrant colours to comply with the regulation
- Laminated for added protection & longer life

PART NO.	DESCRIPTION	QTY
0-870-54	French warning sign	1



REQUIRE ADDITIONAL HELP?

Durite's expert technical team is on hand and dedicated to providing the best support for you, from training videos, product articles, to on-site visits. Whenever issues arise, our technical team is here to help

Scan the QR code to go to the online help desk or email techteam@durite.co.uk



WHY DURITE CCTV KITS?

WHAT SHOULD YOU BE LOOKING FOR IN A KIT



1. MONITOR SIZE & NUMBER OF CHANNELS



Leisure customers might prefer a smaller 5" monitor whilst Truck drivers usually go for 7".

9" monitors are becoming increasingly popular as they are recommended by FORS.



2. APPLICATION - WIRED OR WIRELESS



Commonly commercial vehicles are fitted with a wired kit.

Wireless systems enable a driver to easily interchange trailers. Installation is also quicker since no cable is needed between cameras and monitor.



3. NUMBER OF TRIGGERS



Do you want the monitor to automatically display a camera view?

If the customer wants the monitor to automatically display the left camera when turning left and rear camera when reversing, the kit will need 2 triggers.

Sometimes CCTV kits come with 1 trigger only.

4. QUALITY OF THE DISPLAY



Cameras & Monitor

Make sure the monitor is TFT-LCD. Together with CCD cameras or CMOS cameras with over 600TVL to get a good quality image.

Rear & side cameras should have infrared LEDs for night vision.

5. IP RATING



Making sure your cameras are protected against the elements

Go for IP68 as minimum for a fully water- and dustproof camera.

An IP69K rating means your camera will resist jet/pressure wash.



6. QUALITY ASSURANCE



Warranty / Certification / Accreditation

Make sure your kit is E-Marked and look for extended warranty terms.

A 2-year warranty is often a gauge of quality.

FORS Associate Suppliers is a good starting point when selecting your supplier.

FOR THE FULL DURITE RANGE OF CCTV KITS, SEE PAGES 20–25.

02

LIGHTING



**ONE OF THE MOST
VERSATILE LED
LIGHTING RANGES ON
THE MARKET.**

WARNING LIGHTS	52
LIGHT BARS	60
BEACONS	65
WORK LAMPS	70
INTERIOR/EXTERIOR LAMPS	88
LABCRAFT	94
REAR COMBINATION LAMPS	97
SINGLE FUNCTION LIGHTS	106
MARKER LAMPS	108
NUMBER PLATE LAMPS	111
HEADLAMPS	112
REFLECTORS	113
BULBS, DISPENSERS & BULB HOLDERS	114

WARNING LIGHTS

LED WARNING LIGHTS

Works with


Please see corresponding numbers for possible synchronisation. For example 0-441-40 and 0-441-07 can be used together.

1 2 3

R10 WARNING LIGHTS



Approved



R10 HIGH INTENSITY

- 19 programmable flash sequences
- 0.5W LEDs
- CE, EMC R10 approved
- Protected to IP67



Amber




Red



Amber/White



Amber/Red



PART NO.	DESCRIPTION		WATTS	QTY	
0-441-74	12 LEDs	Amber	L 114 x W 43.4 x H 12.5mm	12 x 0.5W	1
0-441-70	6 LEDs	Amber	L 112.6 x W 28.3 x H 12.6mm	6 x 0.5W	1
0-441-75	6 LEDs	Red	L 112.6 x W 28.3 x H 12.6mm	6 x 0.5W	1
0-441-67	6 LEDs	Amber/White	L 112.6 x W 28.3 x H 12.6mm	6 x 0.5W	1
0-441-65	6 LEDs	Amber/Red	L 112.6 x W 28.3 x H 12.6mm	6 x 0.5W	1
0-441-72	4 LEDs	Amber	L 86 x W 33 x H 11mm	4 x 0.5W	1

R65 LED FLUSH MOUNT WARNING LIGHTS



12/24V IP67 R10 R65

- 1W OSRAM amber LEDs
- 19 flash patterns
- Protected to IP67
- CE, E-Marked ECE R10, R65

PART NO.	DESCRIPTION	QTY
0-441-76	18 LEDs L 130 x H 55mm	1
0-441-77	24 LEDs L 130 x H 65mm	1

R65 LED HIGH INTENSITY WARNING LIGHTS



Approved



12/24V IP69K R10 R65

- 3W Amber LEDs - 3, 4 or 6-LED
- Up to 12 flash patterns
- Protected to IP69K
- E-Marked ECE R10, R65

PART NO.	DESCRIPTION	NO. FLASH PATTERNS	WATTS	QTY
0-441-63	3 LEDs L 83 x W 31 x H 14mm	8	3 x 3W	1
0-441-64	4 LEDs L 99 x W 31 x H 14mm	12	4 x 3W	1
0-441-66	6 LEDs L 131 x W 31 x H 14mm	12	6 x 3W	1

R65 WARNING LIGHTS

R65 ULTRA-HIGH INTENSITY SLIMLINE 1


- Amber, Blue, Red or White
- 3W LEDs - 3 or 6
- 20 flash patterns
- Black aluminium housing
- Protected to IP68
- CE and EMC R10, R65 approved



Approved



Top picks for EVs



Amber

Blue

Red



White

Red & Amber

*R10 only

PART NO.	DESCRIPTION	WATTS	QTY
0-441-00	6 LEDs Amber W 113 x L 28.4 x D 9mm	6 x 3W	1
0-441-02	6 LEDs Blue W 113 x L 28.4 x D 9mm	6 x 3W	1
0-441-05	6 LEDs Red W 113 x L 28.4 x D 9mm	6 x 3W	1
0-441-07*	6 LEDs White W 113 x L 28.4 x D 9mm	6 x 3W	1
0-441-15	6 LEDs Red/Amber W 113 x L 28.4 x D 9mm	6 x 3W	1
0-441-30	3 LEDs Amber W 75 x L 28.1 x D 10mm	3 x 3W	1
0-441-32	3 LEDs Blue W 75 x L 28.1 x D 10mm	3 x 3W	1
0-441-35	3 LEDs Red W 75 x L 28.1 x D 10mm	3 x 3W	1

SAE CLASS 1 LED SLIMLINE WARNING LIGHT

12/24V IP67 R10 R65

- 6 x 3W amber LEDs
- 29 programmable flash patterns
- Protected to IP67
- L 120.6 x W 32.2 x H 14.3mm
- CE, E-Marked ECE R10, R65 Class 1, SAE Class 1



29 flash patterns




PART NO.	DESCRIPTION	QTY
0-441-80	6-LED amber warning light	1

SAE CLASS 1 6-LED AMBER LOW PROFILE WARNING LIGHT

12/24V IP67 R65 R10

- Ultra high intensity 6 x 3W LEDs flush warning light
- 10 programmable flash sequences
- CE, ECE R65 Class 1, EMC R10, SAE Class 1
- L 120 x W 32 x H 14.4mm



Approved



PART NO.	DESCRIPTION	QTY
0-441-50	Amber low profile warning lamp	1

LIGHTING WARNING LIGHTS

SAE CLASS 2 12-LED AMBER WARNING LIGHT



IP69K



Class 2

12/24V IP69K R65 R10

- 12 x 3W amber LEDs
- 19 flash patterns
- CE, E-Marked R10 EMC, R65 Class 2
- L 108 x W 36 x H 11.9mm

PART NO.	DESCRIPTION	QTY
0-441-20	12-LED amber	1

R65 12-LED AMBER WARNING LIGHT - 5W



Approved

12/24V IP67 R65 R10

- 12-LED warning light
- 10 programmable flash sequences
- CE, ECE R65 and EMC R10.05
- L 114 x W 44 x H 24mm

PART NO.	DESCRIPTION	QTY
0-441-12	5W amber	1

R65 CLASS 2 LED AMBER WARNING LIGHT - 12W



Class 2

12/24V IP67 R10 R65

- 4 x 3W LEDs
- 10 flash patterns
- 300mm fly lead
- L 76 x W 15 x H 62mm
- CE, E-Marked R10, R65 Class 2

PART NO.	DESCRIPTION	QTY
0-441-14	Oval	1

R65 CLASS 1 & CLASS 2 LED WARNING LIGHTS



12/24V IP69K R10 R65



Class 2



IP69K

- 1W Amber LEDs
- 11 flash patterns
- Protected to IP67/IP69K
- E-Marked R10, ECE R65, CE

PART NO.	DESCRIPTION	QTY
0-441-81	6-LEDs L 82.7 x W 35.7 x H 15.5mm Class 1	1
0-441-82	8-LEDs L 97.7 x W 35.7 x H 15.5mm Class 1	1
0-441-83	12-LEDs L 127.7 x W 35.7 x H 15.5mm Class 2	1

R65 CLASS 1 DARK LENS LED WARNING LIGHTS

NEW



12/24V IP69K R10 R65



Class 1



IP69K

- 3W Amber LEDs
- 11 flash patterns
- Protected to IP67/IP69K
- E-Marked R10, ECE R65 class 1, CE

PART NO.	DESCRIPTION	QTY
0-441-91	9-LEDs L 82.7 x W 35.7 x H 15.5mm	1
0-441-92	12-LEDs L 97.7 x W 35.7 x H 15.5mm	1
0-441-93	12-LEDs L 127.7 x W 35.7 x H 15.5mm	1



Dark Lens



LOOKING FOR A BLUETOOTH CONTROL BOX FOR WARNING LIGHTS, DRIVING LIGHTS & WORK LIGHTS? See page 59.



R65 CLASS 2 DASH MOUNTED AMBER WARNING LIGHT

12/24V IP67 R10 R65

- 6 x 4W Amber LEDs
- Suction cup with swivel bracket
- Protected to IP67
- 3m cable to cigarette lighter plug
- L 142.3 x W 96.5 x H 40.3mm
- E-Marked R10, R65 Class 2, CE



Class 2

20 flash patterns



PART NO.	DESCRIPTION	QTY
0-441-69	Dash mounted warning light	1

R65 CLASS 2 LED WARNING LIGHTS

12/24V IP69K R10 R65

- 1W Amber LED's
- Protected to IP67/IP69K
- E-Marked ECE R65 Class 2, EMC R10 & CE approved



Class 2

11 flash patterns

PART NO.	DESCRIPTION	DESCRIPTION	QTY
0-442-56	12-LEDs	L 125 x H 53 x D 14mm	1
0-442-57	18-LEDs	L 125 x H 71 x D 14mm	1
0-442-58	24-LEDs	L 125 x H 89 x D 14mm	1



R65 ULTRA SLIM AMBER LED WARNING LIGHT

12/24V IP69K R10 R65

- 6 x 3W amber LEDs
- 7 flash patterns and can be synchronised
- Protected to IP69K
- Polycarbonate lens and aluminium housing
- L 118 x W 13.4 x H 13.4mm
- E-Marked R65 (Class 2), R10 EMC, RoHS, CE & CAP 168 ICAO approved



Top pick for EVs




Class 2



Bright & durable

PART NO.	DESCRIPTION	QTY
0-441-90	Ultra slim LED warning light	1



Supplied with 3 mounting options.

R65 32" THIN WARNING LAMP BAR

12/24V IP65 R10 R65

- 30 x 1W amber LEDs
- 10 flash patterns
- Protected to IP65
- L 850 x W 49.8 x H 55.5mm
- E-Marked R10, R65, RoHS, CE approved



Approved



PART NO.	DESCRIPTION	QTY
0-441-68	Slim LED warning light bar	1

R65 CLASS 2 HIGH INTENSITY WARNING LAMP



3 mount options

Class 2

Approved

12/24V IP69K R10 R65



- 1W x 27 amber LEDs
- 11 flash patterns
- Protected to IP69K
- 3 mounting options; L-bracket, bottom bracket or surface mount
- PC Lens and aluminium base
- L 110 x H 29 x D 44mm
- E-Marked ECE R65 Class 2, EMC R10 & CE approved

PART NO.	DESCRIPTION	QTY
0-441-59	High intensity work lamp	1

25W R65 WARNING LAMP WITH SCENE LIGHT



Approved

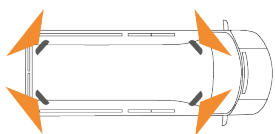
12-24V IP67 R65 R10



- 9 amber & 3 white LEDs
- 13 flash patterns
- E-Marked R65 & R10 EMC
- L 170 x W 70.5 x H 81.5mm

PART NO.	DESCRIPTION	QTY
0-441-62	12-LED Amber warning light	1

R65 LED CORNER WARNING LIGHT



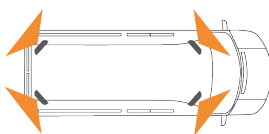
360° Coverage with 4

12/24V IP67 R65 R10

- 44 x 0.5W amber LEDs
- 36 flash patterns
- E-Marked R65 & R10 EMC
- L 192 x W 80 x H 55mm

PART NO.	DESCRIPTION	QTY
0-441-61	LED corner warning light	1

R65 LED CORNER WARNING LIGHT



360° Coverage with 4

12/24V IP67 R10 R65

- 5 x 3W amber SMD LEDs
- 10 flash patterns
- 120° horizontal light output
- L 176.8 x W 40.8 x D 55.6mm
- CE, E-Marked ECE R10, R65

PART NO.	DESCRIPTION	QTY
0-441-60	LED corner warning light	1

R65 WARNING LAMP WITH NPL



12/24V IP67 R10 R65

- 12 x 3W amber LEDs
- 3 x 0.5W white LEDs
- 36 flash patterns
- L 133 x W 36 x H 38mm
- CE, E-Marked R10, R65, R4

PART NO.	DESCRIPTION	QTY
0-441-85	Amber warning light with NPL	1



LOOKING FOR A COMBINED WARNING LIGHT WORK LAMP?

See pages 77 & 78.



DUAL FUNCTION LED R65 WARNING LAMPS

10-30V

IP67

R10

R65

- 6 x 3W warning LED
- 20 safety function LEDs
- 10 flash patterns
- CE, E-Marked ECE R10, R65

PART NO.	DESCRIPTION	QTY
0-441-55	Warning lamp with Stop/Tail	1
0-441-56	Warning lamp with Direction Indicator	1
0-441-57	Warning Lamp with Side Marker	1
0-441-58	Warning Lamp with DRL	1



Warning & DRL



Side Marker or DI



Stop/Tail & Warning



Stop/Tail

Works with

Please see corresponding numbers for possible synchronisation.
For example 0-441-40 and 0-441-07 can be used together.

1 2 3

HIGH INTENSITY LED 12/24V WARNING LIGHTS

LED

12/24V

- Chrome bezel
- 2-bolt fixing
- CE and ECE approved

Available with 3 LEDs
Vertical - L 29 x W 41 x H 98mm
Horizontal - L 98 x W 41 x H 29mm

Available with 4 LEDs
Vertical - L 29 x W 41 x H 118mm
Horizontal - L 118 x W 41 x H 29mm

	VERTICAL		HORIZONTAL		QTY
	3 LEDS	4 LEDS	3 LEDS	4 LEDS	
AMBER	0-442-30	0-442-40	0-442-10	0-442-20	1
WHITE	-	-	0-442-07	0-442-17	1
RED	-	-	0-442-05	0-442-15	1
BLUE	-	-	0-442-02	0-442-12	1
GREEN	-	-	0-442-04	-	1



R65 12/24V HORIZONTAL LED WARNING LIGHTS

LED

12/24V

IPX8

R65

- Amber LEDs
- 12/24V
- Black aluminium housing
- R65 and ECE approved
- Protected to IPX8

PART NO.	DESCRIPTION	QTY
0-442-11	3 LEDs. 12 flash patterns. L 98 x W 41 x H 29mm	1 2
0-442-21	4 LEDs. 19 flash patterns. L 119 x W 41 x H 31mm	1 3



Works with

Please see corresponding numbers for possible synchronisation. For example 0-441-40 and 0-441-07 can be used together.

1 2 3

HEAVY-DUTY R10 TAIL LIFT LAMP



LED IP67

- Ultra robust amber tail lift lamp
- 9-SMD LEDs per unit
- 18 flash patterns
- Protected to IP67
- E-Marked R10, R6 & R91

PART NO.	DESCRIPTION	QTY
0-170-45	Amber tail lift lamp	1

R65 LED WARNING LIGHT



LED 12/24V
IP67 R65

- 8.5W max
- 10 programmable flash patterns
- Polycarbonate lens with aluminium alloy housing
- Bracket or surface mounting
- CE, E-Marked, ECE R65 approved
- Protected to IP67
- 400mm flying leads
- L 74 x W 74 x D 41.02mm

PART NO.	DESCRIPTION	QTY
0-442-00	12-LED amber work lamp	1

LED RECHARGEABLE WARNING FLARES



9 flash patterns



LED IP67

- 16 SMD LEDs per unit
- Up to 60 hours burn time
- 9 flash patterns
- Protected to IP67
- Strong magnetic base

PART NO.	DESCRIPTION	QTY
0-446-60	6-LED warning flares in battery charging case	1
0-446-61	1-LED warning flare supplied with charger	1

R10 6-LED AMBER WARNING LIGHT



6 flash patterns



12/24V IP67 R10

- 6 x 3W Amber LEDs
- 6 flash patterns: single; 67, 119, 208 & 375 FPM, double and quad flash
- Waterproof IP67
- ADC12 aluminium housing, PC lens & reflector
- L 143.50 x W 38.50 x H 95.50mm
- E-Marked R10

PART NO.	DESCRIPTION	QTY
0-442-29	Amber warning light	1

1.8 meter flying lead.

LED RECHARGEABLE WARNING LIGHTS



LED IP66

3 flash patterns

RECHARGEABLE & MAGNETIC

- 3.7VDC, 2200mAh Li-ion battery
- 12 SMD 3030 LEDs, 6W
- Single, double & alternating flash
- Up to 4 hours run time
- Charges in less than 2 hours
- Magnetic base - 70mph
- Protected to IP66
- L 125 x W 108 x H 60mm
- E-Marked R10, R65 (12/24VDC only)
- Supplied in BMC with UK 230V charger and 12/24V Cigarette lighter plug

NEW



Magnetic suction base.

PART NO.	DESCRIPTION	QTY
0-441-11	Rechargeable warning lights	1

R65 36MM LED WARNING LIGHTS

LED R65 R10

- 10-30V
- Round warning lamp
- 3W 3535 LEDs
- E-Marked R65, R10 EMC
- Ø 36mm



PART NO.	DESCRIPTION	WATTS	QTY
0-441-41	Amber IP67 36 flash patterns	4 x 3W	1
0-441-45	Red IP67 36 flash patterns	4 x 3W	1

NEW

R65 25MM LED WARNING LIGHT



Top pick for EVs

1

IP68 R65 LED 12/24V



- 3 x 3W LEDs
- Protected to IP68
- 20 selectable flash patterns
- Black aluminium housing
- CE, E-Marked ECE R65 Class 1, SAE Class 1 approved

PART NO.	DESCRIPTION	QTY
0-441-40	25mm Amber	1



WIRELESS CONTROL BOX



IP67

For Durite warning, driving & work lights.

- Input 10-30V, 20A max
- 6 port outputs, 250W per port
- 50m control transmission distance
- Protected against overload
- On/off, high/low beam and pattern control
- Protected to IP67
- E-Marked R10 EMC, CE

PART NO.	DESCRIPTION	QTY
0-443-96	Control box	1

LIGHT BARS

LED LIGHT BARS

R65 AMBER LIGHT BARS

WITH 1-BOLT, 4-BOLT OR MAGNETIC MOUNT



- Approved**
- Dual voltage**
12/24V
- Waterproof**
IP67
- Warranty**
3 year


COMPACT & POWERFUL

- 10 programmable flash patterns, including double
- E-Marked, ECE R65 and ECE R10 approved
- Supplied with flying leads and carbon steel mounting brackets (4m cable & cigarette plug - magnetic)
- Robust UV resistant polycarbonate lens
- SMD LEDs

1ft, 2ft, 3ft, 4ft & 5ft

360° bright light output

PART NO.	SIZE	DESCRIPTION	LEDS	WATTS	QTY
0-443-46	1ft (286mm)	1-Bolt Amber	40 x 1W	40W max	1
0-443-44	1ft (286mm)	4-Bolt Amber	40 x 1W	40W max	1
0-443-85	1ft (345mm)	Magnetic Amber	40 x 1W	40W max	1
0-443-40	2ft (760mm)	4-Bolt Amber	104 x 0.5W	52W max	1
0-443-41	3ft (980mm)	4-Bolt Amber	128 x 0.5W	64W max	1
0-443-42	4ft (1200mm)	4-Bolt Amber	152 x 0.5W	76W max	1
0-443-43	5ft (1420mm)	4-Bolt Amber	176 x 0.5W	88W max	1



1FT RECHARGEABLE MAGNETIC LIGHT BAR



- 12/24V
- IP66
- R10
- R65

- 1ft (278mm) rechargeable light bar
- 20 x 3W Amber LEDs (60W max)
- 7.4V 6600mAh Li-ion battery
- 10 flash patterns
- Waterproof - IP66

- Magnetic base
- Remote control
- E-Marked R10 approved
- L 278 x W 164 x H 57mm

Achieve R65 when plugged in.

- Rechargeable**
- Approved**

Top pick for EVs

PART NO.	DESCRIPTION	QTY
0-443-04	Magnetic mount	1
0-443-97	Cigarette lighter plug charger	1

LIGHTING LIGHT BARS LED LIGHT BARS

1FT RECHARGEABLE MAGNETIC LIGHT BAR

12/24V IP66 R10 R65

Achieve R65 when plugged in.

- 1ft (260mm) rechargeable light bar
- 30 x 3W Amber LEDs (24W max)
- 7.4V 4400mAh Li-ion battery
- 10 flash patterns
- Magnetic base
- Waterproof - IP66
- L 260 x W 190 x H 52.5mm
- Supplied with 3.8M cable with cigarette lighter plug & remote control
- E-Marked R10, R65 (12/24VDC only)

NEW



Rechargeable



Approved

PART NO.	DESCRIPTION	QTY
0-443-19	Magnetic mount	1



R65 AMBER LED LIGHT BARS

12/24V IP65 R65 R10

- 1ft (280mm) amber LED light bars
- 10 flash patterns
- 24 x 3W LEDs (72W max)
- Waterproof to IP65
- Supplied with 4m cable and switch (cigarette plug for magnetic)
- E-Marked R65, R10 EMC approved



Top pick for EVs



Approved

PART NO.	DESCRIPTION	QTY
0-443-01	Single bolt light bar	1
0-443-02	Magnetic base light bar	1



R65 AMBER MINI LED LIGHT BARS

12/24V IP65 R10 R65

- 0.75ft (260mm) amber LED light bars
- 10 flash patterns
- 30 x 3W LEDs (90W max)
- Waterproof to IP65
- Supplied with 4m cable and switch (cigarette plug for magnetic)
- E-Marked R65, R10 EMC approved



Top pick for EVs



Approved

PART NO.	DESCRIPTION	QTY
0-443-17	Single bolt light bar	1
0-443-18	Magnetic base light bar	1



Mini 0.75ft

R65 1FT (390MM) AMBER LENS LIGHT BARS


12/24V IP65 R10 R65

- 36 LEDs (48W max)
- Single, double & rotating flash
- Supplied with 4m cable (cigarette plug for magnetic)
- E-Marked R10, R65 & CAP168 approved
- L 390 x W 183 x H 121mm



Approved

PART NO.	DESCRIPTION	QTY
0-443-81	Single bolt	1
0-443-82	Magnetic mount	1



LIGHTING LIGHT BARS LED LIGHT BARS

R10 AMBER LIGHT BAR



12/24V IP67 R10

Approved



- 1FT (305mm)
- 72 amber LEDs
- Max power 36W
- 10 flash patterns
- E-Marked ECE R10 EMC approved
- Waterproof to IP67

PART NO.	DESCRIPTION	QTY
0-443-37	Magnetic mount	1

DURITE

in YouTube f

**WE'RE ON SOCIAL MEDIA
FOLLOW US @DURITELIMITED**

R65 AMBER LENS 4-BOLT LED LIGHT BARS



12/24V IP67 R65 R10

Approved



- 10 programmable flash patterns, including double
- E-Marked, ECE R65 and ECE R10 approved
- Supplied with flying leads & mounting brackets
- Robust UV resistant polycarbonate amber lens

PART NO.	SIZE	SMD LEDs	WATTS	QTY
0-443-48	2ft (760mm)	104 x 0.5W	52W max	1
0-443-49	4ft (1200mm)	152 x 0.5W	76W max	1



**SEE OUR LIGHT BARS
IN ACTION**



@DURITELIMITED

R65 2FT & 4FT SLIM LED LIGHT BARS




Class 2 Approved



12/24V IP69K R10 R65

- 19 flash patterns
- Protected to IP67/IP69K
- Supplied with 1000mm flying leads
- 13mm thick robust polycarbonate lens
- E-Marked, ECE R65 Class 1, Class 2, ECE R10 approved & CE approved



PART NO.	SIZE	LEDS	WATTS	FUNCTIONS	QTY
0-443-26	2ft (572mm)	92 LEDs	180W	-	1
0-443-27	4ft (1027mm)	156 LEDs	244W	-	1
0-443-28	4ft (1027mm)	156 LEDs	244W	Stop/Tail/DI/Reverse	1
0-443-89	Adjustable Riser Kit. Up to 120mm				1

Adjustable footpack has 3 adjustment settings; raises light bar up to <120mm.



LIGHTING LIGHT BARS LED LIGHT BARS

R10, R6, R7 LED LIGHT BAR WITH STOP/TAIL/DI

LED 12/24V IP67 R10 R6 R7

- 12/24V amber LED light bar with stop / tail / direction indicator function
- 4ft (1200mm), 4-bolt mount
- 136 SMD LEDs, 76W
- Protected to IP67
- 10 flash patterns
- Aluminium Chassis with PC Lens
- ECE R10 EMC, R6 and R7 approved



Robust design



Approved

PART NO.	DESCRIPTION	QTY
0-443-51	4ft Stop/Tail/DI amber light bar	1

R10, R65, R148 LED LIGHT BAR WITH STOP/TAIL/DI & DYNAMIC SWITCH PANEL

LED 12/24V IP65 R10 R65 R148

- 12/24V amber LED light bar with stop / tail / direction indicator function
- 4ft (1212mm), 4-bolt mount
- 20 flash patterns
- 256 SMD LEDs, 58W
- Protected to IP65
- ECE R10 & R65 Class 2, R148 & CE approved
- Touchscreen control panel - real time active area/function shown



Approved



Class 2

PART NO.	DESCRIPTION	QTY
0-443-53	4ft Stop/Tail/DI amber light bar	1

R65 PREMIUM LED LIGHT BARS

12/24V IP65 R10 R65

- 19 programmable flash patterns, including double
- 1W LED with 4D reflectors for maximum 360° light output
- 126W max power
- 4-bolt fixing
- Protected to IP65
- Supplied with flying leads
- Robust 3mm thick polycarbonate lens
- E-Marked, ECE R65 and ECE R10 approved



Robust design



Warranty 3 year



Approved



PART NO.	DESCRIPTION	LEDS	WATTS	QTY
0-443-31	1ft (356mm)	Amber 36 x 1W	36W max	1
0-443-32	2ft (743mm)	Amber 72 x 1W	72W max	1
0-443-34	4ft (1183mm)	Amber 108 x 1W	108W max	1

3mm thick industrial lens withstands shocks

LIGHTING LIGHT BARS LED LIGHT BARS

R65 12/24V AMBER LED LIGHT BARS



LED 12/24V IP65 R65

- L 297 x W 175 x H 53mm
- Amber 20 x 3W LEDs
- ECE and R65 approved
- 3 flash patterns; single, double and rotating
- Protected to IP65

PART NO.	DESCRIPTION	QTY
0-443-60	Single bolt light bar	1
0-443-65	Magnetic light bar	1

12-48V LED LIGHT BARS



LED 12-48V

- 65 flashes per minute
- ECE and EMC approved
- 2 x 12-LED heads
- L 410 x W 205 x H 122mm

PART NO.	DESCRIPTION	QTY
0-443-70	2-bolt LED light bar	1
0-443-75	Magnetic LED light bar	1

R65 ROTATING LIGHT BARS

R65 12/24V ROTATING LIGHT BAR



12/24V R65

- Mirrored reflector
- 160 ± 30 RPM
- L 395 x W 208 x H 148mm
- Amber lens
- Supplied without H1 bulbs
- ECE R65 and CE approved

PART NO.	DESCRIPTION	QTY
0-443-00	2-bolt fixing 12/24V light bar	1

R65 12/24V ROTATING LIGHT BAR



12/24V R65

- Mirrored reflector and amber lenses
- ECE R65 and CE approved
- 160 ± 30 RPM
- Illuminated centre section white to front and red to rear
- Supplied without bulbs
- L 1200 x W 210 x H 140mm

PART NO.	DESCRIPTION	QTY
0-443-12	1.2m light bar	1

SWITCH PANEL



- 10-30V
- 15A at 12V / 10A at 24V
- Protected to IP64
- 18AWG 5 core cable
- 1.2M cable
- L 188.3 x W 108 x H 58mm
- CE approved

PART NO.	DESCRIPTION	QTY
0-443-98	Light bar switch panel	1

Works with all Durite lights with adjustable flash patterns.

“

Multifunction Amber & Green LED beacons



BEACONS LED BEACONS

R10 LED BEACONS

IN AMBER & GREEN WITH SINGLE BOLT,
3-BOLT, FLEXI-DIN OR MAGNETIC BASE



Single bolt, 3-bolt,
flexi-DIN or magnetic base



3 flash patterns



Approved



Dual voltage
12/24V



Waterproof
& dust-resistant

- 9W max, 40 LEDs
- Amber or Green polycarbonate lens
- Multifunction double, six & rotating flash
- Current draw 0.75A @ 12VDC
- CE, ECE EMC R10
- Protected to IP55

DESCRIPTION	AMBER	GREEN	QTY
	PART NO.	PART NO.	
Single bolt. H195mm x Ø128mm	0-445-06	4-445-06	1
3-bolt. H155mm x Ø140mm	0-445-08	4-445-08	1
Flexi-DIN. H250mm x Ø128mm	0-445-24	4-445-24	1
Magnetic base. H170mm x Ø140mm	0-445-60	4-445-60	1
Coloured lens	4-445-98	4-445-96	1

R65 THREE BOLT LED BEACON

LED

IP65

R65

R10

- 24 x 3W LEDs
- 3 flash patterns - single, double and rotating flash
- Protected to IP65
- E-Marked R65, R10 EMC
- Ø140 x H 190mm



PART NO.	DESCRIPTION	QTY
0-445-27	Three bolt LED	1
4-445-95	Amber replacement lens	1

R65 SINGLE BOLT CLEAR LENS LED BEACON

LED

12/24V

IP56

R65

- 24 x 3W amber LEDs
- 3 flash patterns
- Protected to IP56
- Ø128 x H 230mm
- ECE R65, ECE R10 and CE approved



PART NO.	DESCRIPTION	QTY
0-445-26	Clear lens single bolt beacon	1
4-445-97	Clear replacement lens	1

R65 LED BEACONS - 12/24V



Top picks for EVs



- LED
- IP56
- R65
- R10

- Single flash, double flash, rotating
- Protected to IP56
- 45 SMD LEDs
- E-Marked, ECE R10, ECE R65 & CE approved

PART NO.	DESCRIPTION	QTY
0-444-41	Single bolt. H 165 x Ø128mm	1
0-444-43	3-bolt. H 125 x Ø 140mm	1
0-444-59	Flexi-DIN. H 210 x W Ø128mm	1
0-444-85	Magnetic base. H 135 x Ø140mm	1

R65 & R10 approved

RECHARGEABLE LED BEACON



Approved

- LED
- IP56
- R65
- R10

- Rotating flash 125RPM
- 7.4V 2000mA Li-Ion battery
- Magnetic mount with suction cup
- Supplied with UK 230V charger and 12V cigarette lighter plug
- Protected to IP56
- E-Marked R65, R10 EMC

Portable & rechargeable.



PART NO.	DESCRIPTION	QTY
0-445-15	Magnetic base	1

ULTRA LOW PROFILE BEACON



Top pick for EVs

- 12/24V
- IP65
- R65
- R10

- Ultra low magnetic beacon
- 14 x 3W amber LEDs
- Supplied with 3.8m cable & cigarette lighter plug
- 13 flash patterns
- Protected to IP65
- H 73 x W Ø163mm
- E-Marked R65, R10 EMC



PART NO.	DESCRIPTION	QTY
0-445-10	Magnetic base	1

REMOTE CONTROLLED RECHARGEABLE LED BEACON



Top pick for EVs



- LED
- IP65
- R65
- R10

- 12 x 3W LEDs
- Wireless control distance of up to 25m
- 3 flash patterns - single, double and rotating flash
- 7.4V 5200mAh Li-ion battery
- Supplied with UK 230V charger and 12V cigarette lighter plug
- Magnetic base
- Protected to IP65
- E-Marked R65, R10 EMC
- Ø130 x H 80mm

PART NO.	DESCRIPTION	QTY
0-445-14	Magnetic base	1

LOW PROFILE BEACONS

LED IP65 R65 R10

- 10-30V
- 45 x 0.45W 2835 SMD amber LEDs
- Low profile
- 3 flash patterns - rotating, dual flashing, sextuple
- Protected to IP65
- E-Marked R65 & R10



Top pick for EVs



	SINGLE BOLT	FLEXI-DIN	QTY
Low profile beacon	0-445-36	0-445-54	1

DUAL COLOURED LED BEACON WITH SEAT BELT KIT

LED 12/24V IP66 R10

- 20W dual amber & green LED beacon
- Single, dual & rotating flash patterns
- Protected to IP66
- E-Marked R10 EMC, ECE R16 seat belt, CE approved

NEW



Approved



	BEACON & SEAT BELT KIT	BEACON ONLY	QTY
Single Bolt	0-445-50	0-445-51	1
Flexi-DIN	0-445-56	0-445-57	1
Seat belt Kit	0-445-52		1

R10 DUAL COLOURED LED BEACONS

LED 12/24V IP65 R10

- 20W amber & green LED beacon
- Single, double & rotating flash patterns
- Amber only, green only or alternate green/amber flash
- Protected to IP65
- E-Marked R10, RoHS, CE approved



	FLEXI-DIN	SINGLE BOLT	QTY
Dual coloured	0-445-59	0-445-41	1

Alternate colour flash



SIGN UP TO DURITE'S E-NEWS FOR THE LATEST PRODUCT, INDUSTRY & REGULATORY NEWS. WWW.DURITE.CO.UK



LIGHTING BEACONS LED BEACONS

R10 2-BOLT LED BEACON



🔧 10-110V.

LED 12/24V IP67 R10

- 16W, 10-110V
- 0.5W x 32 LEDs
- Single, double & quad flash patterns
- Protected to IP67
- Polycarbonate lens
- Ø73 x W 112 x H 117mm
- E-Marked R10, CE, RoHS approved

PART NO.	DESCRIPTION	QTY
0-445-78	R10 LED beacon	1

R65 SINGLE BOLT LED BEACON



LED 12/24V IP56 R65

- 132 single flashes per minute
- Protected to IP56
- Ø128 x H 200mm
- ECE R65, ECE R10 and CE approved

PART NO.	DESCRIPTION	QTY
0-445-16	R65 LED beacon	1

12/24V JUMBO 3-BOLT LED BEACON



LED 12/24V IP66 R65

- 3-bolt, amber lens
- 3W x 8 LEDs
- 15 flash patterns
- Single flash 120FPM
- Protected to IP66
- Ø163 x H 167.6mm
- EMC, ECE R65 and CE approved

PART NO.	DESCRIPTION	QTY
0-445-95	Jumbo beacon	1

12-110V LOW PROFILE LED BEACONS



🔧 12-110V.

LED 12-110V

- 5 high intensity LEDs
- CE approved
- 45 quad flashes per minute
- L 130 x W 130 x H 95mm

PART NO.	DESCRIPTION	QTY
0-445-85	3-bolt low profile LED beacon	1
0-445-86	Magnetic low profile LED beacon with 6 LEDs	1

12-80V MINI LED BEACON



LED 12-80V IP65

- 12-80V
- Double flash rate
- Protected to IP65
- 2-bolt fixing
- CE approved

PART NO.	DESCRIPTION	QTY
0-445-77	Mini LED beacon	1

🔧 Ideal for warehouses, forklifts and work equipment.

R65 ROTATING BEACONS

R65 BULB ROTATING BEACONS



12/24V R65

- Supplied without H1 bulb
- EMC, ECE R65 and CE approved
- 160 ± 30 RPM
- Amber lens

PART NO.	DESCRIPTION	QTY
0-444-01	Single bolt, H 156 x Ø131mm	1
0-444-03	3-bolt, H 143 x Ø153mm	1
0-444-19	Flexi-DIN, H 214 x Ø134mm	1
0-444-55	Magnetic (50mph), H 150 x Ø166mm	1

R65 ROTATING BEACONS



12/24V IP56 R65

- H1 55W / H1 70W
- 160 single flashes per minute
- Protected to IP56
- ECE R65, ECE R10 and CE approved

PART NO.	DESCRIPTION	QTY
0-444-75	R65 magnetic rotating beacon	1
0-444-39	R65 flexi-DIN rotating beacon	1

FLASHING BEACONS & DIN SPIGOTS

R65 12/24V FLASHING BEACON



12/24V

- EMC, CE and CAP168 ICAO approved
- 70 single flashes per minute
- Supplied without SCC bulb

PART NO.	DESCRIPTION	QTY
0-445-01	Single Bolt	1

DIN SPIGOTS

Vertical, Horizontal or Rotatable DIN spigot for spigot mount beacons



PART NO.	DESCRIPTION	QTY
0-445-19	Vertical DIN spigot or through mounting	1
0-445-20	Horizontal DIN spigot mounting	1
0-445-21	Rotatable DIN spigot vertical mounting	1

WORK LAMPS

LED WORK LAMPS

GREAT VALUE WORK LAMPS



🔧 1000 Lumens. 🔧 1300 Lumens. 🔧 1800 Lumens. 🔧 1800 Lumens.



Top picks for EVs



Waterproof



Can be used with STAND11



Great Value LED Work Lamps

LED IP67 12/24V

- A robust 12/24V LED work lamp
- Black powder coated die cast aluminium case
- Polycarbonate lens
- Protected to IP67

	PART NO.	DESCRIPTION	LUMENS	WATTS	QTY
	0-420-44	Square L 135 x W 108 x D 40mm	1000Lm	5 x 3W	1
	0-420-45	Round L 136 x W 114 x D 43mm	1300Lm	6 x 3W	1
	0-420-46	Square L 135 x W 108 x D 40mm	1800Lm	9 x 3W	1
	0-420-47	Round L 136 x W 114 x D 43mm	1800Lm	9 x 3W	1

EXTRA POWERFUL 54W COB LED WORK LAMPS



LED 4500LM IP69K 10-30V

- 9 x 6W COB LEDs
- 10-30VDC
- Colour temperature 5000 - 6500K
- Protected to IP69K
- ECE R10 approved
- Aluminium housing, PC lens



Approved



Super Bright

PART NO.	DESCRIPTION	QTY
0-420-86	Square work lamp. L 109 x W 57 x H 135mm	1
0-420-87	Round work lamp. L 116 x W 65 x H 136mm	1



Powerful

2500 LUMENS WORK LAMPS



LED IP67 10-30V

- Protected to IP67
- Black powder coated die cast aluminium case and polycarbonate lens

PART NO.	DESCRIPTION	LUMENS	QTY
0-420-34	Square. 30 x 1W LEDs L 111 x W 34.8 x H 136.5mm	2500Lm	1
0-420-04	Same as above. With toggle switch	2500Lm	1
0-420-35	Round. 24 x 1W LEDs Ø 114 x D 39.3mm	2150Lm	1

🔧 Switch option.

COMPACT LED WORK LAMPS

LED 800LM IP68 12/24V

- 10W LEDs
- Flood or spot
- Protected to IP68
- Black powder coated die cast aluminium with polycarbonate lens and stainless steel swivel bracket
- CE, E-Marked R10



Compact



Approved

FLOOD	SPOT	DESCRIPTION		LUMENS	WATTS	QTY	
0-420-22	0-420-23	Square	Single bolt	L 53 x W 49.5 x H 84.2mm	800Lm	1 x 10W	1
0-420-24	0-420-25	Round	Single bolt	L 57 x W 58 x H 87mm	800Lm	1 x 10W	1

LED 3200LM IP68 12/24V

- 10W LEDs
- Built-in DT connector
- Protected to IP68
- Black powder coated die cast aluminium with polycarbonate lens and stainless steel swivel bracket
- CE, E-Marked R10



Use DT connector 0-011-42.

PART NO.	DESCRIPTION			LUMENS	WATTS	DT CONNECTOR	QTY
0-420-26	Rectangle	Single bolt	L 86 x W 51 x H 78.9mm	1600Lm	2 x 10W	2-PIN	1
0-420-27	Rectangle	Single bolt	L 111 x W 51 x H 86.7mm	2400Lm	3 x 10W	2-PIN	1
0-420-74	Square	Single bolt	L 78 x W 57 x H 103.2mm	3200Lm	4 x 10W	2-PIN	1

LED 2000LM IP68 12/24V

- 3 x 10W LEDs, 2000 Lumens
- Protected to IP68
- Black powder coated die cast aluminium with polycarbonate lens and stainless steel swivel bracket
- CE, E-Marked R10



SINGLE BOLT.	MAGNETIC	DESCRIPTION	QTY
0-420-31	0-420-30	L 85 x W 72.4 x H 132mm	1



Small, Compact & Powerful

COMPACT 12/24V WORK LAMP

LED 1500LM IP68 12/24V

- 6 x 3W CREE LEDs
- Polycarbonate lens
- L 76 x W 42 x H 90mm
- Black powder coated die cast aluminium case
- CE approved

PART NO.	DESCRIPTION	QTY
0-420-78	18W work lamp	1



Mini



Top pick for EVs

LIGHTING WORK LAMPS LED WORK LAMPS

4" LED WORK LAMP WITH SWITCH

NEW



LED 1800LM IP67 12/24V

- 9 x 3W LEDs, 27W
- Toggle on/off switch
- 1800 lumens
- Supplied with 450mm flying lead
- L 106 x W 35 x H 163mm
- Polycarbonate lens & aluminium housing
- E-Marked R10, CE approved

PART NO.	DESCRIPTION	QTY
0-421-15	4" Square with switch	1

9 X 3W 12/24V LED WORK LAMPS



LED 2150LM IP67 12/24V

- Polycarbonate lens
- 2150 lumens
- Black powder coated die cast aluminium case
- Supplied with 450mm flying lead
- CE approved

PART NO.	DESCRIPTION	QTY
0-420-66	Square. L 110 x W 60 x H 136mm	1
0-420-67	Round. L 116 x W 65 x H 137mm	1

CISPR25 36W 4" LED WORK LAMPS



Approved



LED 3200LM IP68 12/24V

- 36 x 1W LEDs
- 3200 lumens
- Protected to IP68
- CISPR25 level 3
- E-Marked R10, CE, RoHS approved

PART NO.	DESCRIPTION	QTY
0-421-34	Square. L 108 x W 56 x H 140mm	1
0-421-35	Round. Ø 116 x W 60 x H 141mm	1

3800 LUMENS LED WORK LAMPS



Flood or Spot



LED 3800LM IP67

- 16 x 3W
- Protected to IP67
- L 88 x W 125 x H 158mm
- Black powder coated die cast aluminium case
- Polycarbonate lens

PART NO.	DESCRIPTION	QTY
0-420-76	Flood work lamp	1
0-420-77	Spot work lamp	1

LIGHTING WORK LAMPS LED WORK LAMPS

3200 LUMENS OVAL WORK LAMP

LED 3200LM IP68 9-32V

- Built-in DT connector
- 4 x 10W
- Protected to IP68
- Aluminium with polycarbonate lens
- L 110 x W 96 x H 142mm
- CE, E-Marked R10



PART NO.	DESCRIPTION	QTY
0-420-33	40W work lamp	1

🔧 Uses DT connector 0-011-42.

OVAL BEZEL WORK LAMPS WITH DT CONNECTOR

LED 1680LM IP68 9-32V

- 8 x 3W CREE LEDs
- 2-PIN DT connector
- Protected to IP68
- Aluminium with polycarbonate lens
- L 167.2 x W 75 x H 104.5mm
- E-Marked R10, CISPR25 level 4



🔧 Use DT connector 0-011-42.

DESCRIPTION	OVAL BEZEL	SINGLE BOLT	QTY
Oval Work Lamp	0-420-18	0-420-19	1

27W WORK LAMP WITH DT



Top pick for EVs



DT connector

LED IP69K 12/24V 2400LM

- 9 x 3W LEDs
- Protected to IP69K
- L 107 x W 51.3 x H 147.3mm
- Aluminium housing with polycarbonate lens
- CE, E-Marked R10

🔧 Use DT connector 0-011-42.

PART NO.	DESCRIPTION	QTY
0-420-41	Work lamp	1

10-48V LED WORK LAMPS



LED IP67 10-48V 2000LM

- 10-48V
- Protected to IP67
- Polycarbonate lens
- L 98 x W 80 x H 70mm

PART NO.	DESCRIPTION	QTY
0-420-61	20W, 2000LM	1
0-420-60	10W, 1000LM	1

90° UNIVERSAL WORK LAMP



LED IP69K 10-30V 1900LM

- 90° bracket for either horizontal or vertical fixture
- 60° flood beam
- 10 x 1.5W OSRAM LEDs
- Protected to IP69K
- CE, RoHS, E-Marked R10.05

PART NO.	DESCRIPTION	QTY
0-420-70	15W Work Lamp	1

ALL BLACK LED WORK LAMPS



All Black



NEW

LED 3579LM IP69K 12/24V

- 5W OSRAM LEDs
- Protected to IP68/IP69K
- Built in 2-PIN DT connector
- PC Lens, Aluminium Housing, SS304 Brackets
- E-Marked R10 & CE approved

Use DT connector 0-011-42.

PART NO.	DESCRIPTION			LUMENS	WATTS		DT CONNECTOR	QTY
0-421-12	Square	2.75"	L 70.13 x W 49.7 x H 126.57mm	2259Lm	8 x 5W	40W	2-PIN	1
0-421-13	Round	3.33"	L 83.95 x W 59 x H 99.5mm	1843Lm	4 x 5W	24W	2-PIN	1
0-421-06	Square	3.36"	L 92 x H 109.5 x D 51.1mm	3300Lm	12 x 5W	60W	2-PIN	1
0-421-16	Rectangular	4.52"	L 115 x W 47 x H 97.5mm	3579.3Lm	12 x 5W	60W	2-PIN	1



NEW

LED 6325LM IP69K 12/24V

- 5W OSRAM LEDs
- Protected to IP68/IP69K
- Built in 2-PIN ATP Female & Male DT connector
- PC Lens, Aluminium Housing, SS304 Brackets
- E-Marked R10 & CE approved

PART NO.	DESCRIPTION			LUMENS	WATTS		ATP CONNECTOR	QTY
0-421-14	Square	3.94"	L 108 x W 59 x H 158mm	5714Lm	18 x 5W	90W	2-PIN ATP	1
0-421-17	Rectangular	5.9"	L 150 x W 52.7 x H 149.5mm	6325Lm	20 x 5W	100W	2-PIN ATP	1

240° WIDE ANGLE LED WORK LAMPS



LED 4000LM IP67 12/24V

- 18 x 3W Epistar LEDs, 54W
- 240° wide angle work lamp
- 4000 lumens
- Protected IP67
- L 145 x W 48 x H 84mm
- CE, E-Marked R10 EMC

PART NO.	DESCRIPTION	QTY
0-421-10	Single bolt	1
0-421-11	Flexi-DIN	1

240° wide angle

NEW

LED WORK LAMPS ADR APPROVED

ADR APPROVED WORK LAMPS

LED 4320LM IP67/IP69K 9-32V

- Colour temperature 6000-6500K
- Protected to IP67/ IP69K
- Aluminium housing & polycarbonate lens
- 350mm flying lead
- E-Marked R10 EMC, ADR approved



Approved



Approved




Approved

PART NO.	DESCRIPTION	LUMENS	WATTS	DT CONNECTOR	QTY
0-421-20	Square L 108.3 x W 44.3 x H 108.2mm	2430Lm	9 x 3W 27W	No	1
0-421-21	Round Ø 115.5 x D 60.3mm	2430Lm	9 x 3W 27W	No	1
0-421-22	Square L 110.3 x W 64.8 x H 110.2mm	4320Lm	16 x 3W 48W	2-PIN	1
0-421-25	Oval L 142.3 x W 62.5 x H 89.2mm	2160Lm	8 x 3W# 24W	2-PIN	1

0-421-22 & 0-421-25 also approved for reversing, R148.

Both use DT connector 0-011-42.



RESIST PRESSURE WASHING - IP69K



4320 Lumens.
DT connector.

2160 Lumens.
DT connector.



ADR approval shows the unit is sealed, intrinsically safe & ideal for vehicles transporting dangerous goods.

LED REVERSING LAMPS

HIVE REVERSING WORK LAMPS

LED IP68 9-32V R23

- OSRAM 1W LEDs
- Square or round
- Protected to IP68
- Black diecast aluminium housing & PC lens
- E-Marked R10 EMC, R23 Reverse



Top picks for EVs



Approved

	ROUND	SQUARE	LUMENS	WATTS	QTY
3" work lamp	0-420-02	0-420-06	900LM	12W	1
3.5" work lamp	-	0-420-07	1200LM	16W	1



LIGHTING WORK LAMPS LED WORK LAMPS

REVERSING WORK LAMP



Approved



Flood/Spot Combo

LED 1600LM IP69K R10

- 16 x 3W LED work/reverse lamp with Flood/Spot combo beam
- Cast aluminium case & PC lens
- Supplied with stainless steel bracket and 300mm flying lead
- L 109 x W 41 x H 135mm
- ECE R10 & R23 approved

PART NO.	DESCRIPTION	QTY
0-420-48	Reverse lamp	1

COMPACT REVERSE WORK LAMP



Approved



Top pick for EVs

LED 1440LM IP68 R10

- 6 x 3W CREE LEDs
- Stainless steel bracket
- Aluminium housing with polycarbonate lens
- L 76 x W 42 x H 90mm
- CE, E-Marked R10, R23 Reverse

PART NO.	DESCRIPTION	QTY
0-420-39	Reverse lamp	1

REVERSE WORK LAMP



Approved

LED 1440LM IP68 R10

- 6 x 3W CREE LEDs
- Stainless steel bracket
- Aluminium housing with polycarbonate lens
- 150mm flying lead
- L 150 x W 56 x H 52.5mm
- CE, E-Marked R10, R23 Reverse

PART NO.	DESCRIPTION	QTY
0-420-38	Reverse lamp	1

HEAVY-DUTY REVERSING WORK LAMP



NEW



LED 2700LM IP69K 12/24V



Approved

- 8 x 5W LED, 40W
- 2700 Lumens
- Built-in 2-PIN DT connector
- Protected to IP67/IP69K

- Aluminium Housing, PC lens
- L 220 x W 41 x D 46mm
- E-Marked ECE R10, R148 & CE approved

PART NO.	DESCRIPTION	QTY
0-420-52	Reverse lamp	1

Uses DT connector 0-011-42.

REVERSING LAMP WITH RED POSITION LIGHTS



LED 1145LM IP69K 12/24V



Approved

- 9 LED, 27W
- 1145 Lumens
- Red Position Light 2W
- Protected to IP67/IP69K

- Square Aluminium Housing
- H 130 x W 107.3 x D 59.5mm
- E-Marked EMC R10, R148 & CE approved

PART NO.	DESCRIPTION	QTY
0-421-61	Reverse lamp	1

Available with switch & handle. See page 79.

HEAVY-DUTY WORK LAMP WITH RED/AMBER POSITION LAMP

LED 3850LM IP67/IP69K 12/24V

NEW



Approved

- Switchable Aux Red/Amber Position Lamp
- 6 LEDs - 60W Work light
- 9 LEDs - 4.5W Position
- 3850 Lumens
- Protected to IP67/IP69K
- PC Lens, diecast aluminium housing
- Supplied with flying lead
- L 100 x W 70 x H 113 mm
- E-Marked R10, R148 (red position only), CISPR25 Level 5



R148, red position only

PART NO.	DESCRIPTION	QTY
0-421-62	60W work lamp	1



SEE OUR WORK LAMPS
IN ACTION



@DURITELIMITED

R65 4" SQUARE LED REVERSING LAMP WITH AUX WARNING

LED 1500LM IP69K 12/24V



Approved



Class 2

- 18W, 6 x Clear LEDs, 11W, 6 x Amber LEDs
- Protected to IP67/IP69K
- 10 amber warning flash patterns
- 500mm flying lead
- L 99 x W 53 x H 99mm
- E-Marked R10, R148, R65 Class 2, CE, RoHS approved



PART NO.	DESCRIPTION	QTY
0-421-02	18W Reversing Lamp with Aux Warning	1

LED WORK LAMPS WITH AMBER WARNING

OVAL COMBO WORK LAMPS WITH R65 AMBER WARNING LIGHT

LED 3800LM IP69K 12/24V

NEW



Approved

- Oval combo flood & warning lamp
- 36W Flood, 15W warning
- 10 flash patterns
- Protected IP67/IP69K
- Supplied with 400mm flying lead
- E-Marked R10, R65



PART NO.		DESCRIPTION	LUMENS	FLOOD	WARNING	QTY
0-421-07	Small	L 100 x W 57.78 x H 103.55mm	2300Lm	4 x 9W	4 x 3.75W	1
0-421-08	Large	L 153 x W 54 x H 118.5mm	3800Lm	30 x 1.2W	20 x 0.5W	1

LED WORK LAMPS WITH AMBER WARNING



Approved



LED 6430LM IP67/IP69K 12/24V

- 2-function white & flashing amber warning light
- OSRAM LEDs
- Colour temperature 5700K
- Protected to IP67/IP69K
- Aluminium housing & PC lens
- 500mm flying lead
- E-Marked R10, R65

PART NO	SIZE	LUMENS	CLEAR	AMBER	QTY
0-420-08	4" Square	4000LM	9 LEDs (45W)	9 LEDs (10W)	1
0-420-09	4" Round	4000LM	9 LEDs (45W)	9 LEDs (10W)	1
0-420-11	4.5" Square	6430LM	16 LEDs (80W)	16 LEDs (11W)	1

HEAVY-DUTY LED WORK LAMPS

COMBO SPOT/FLOOD WORK LAMP



Flood & Spot



LED 3000LM IP67/IP69K 10-30V

- Combo beam 6 x 5W CREE, 4 x 10W OSRAM LEDs
- Aluminium case
- Polycarbonate lens
- L 89.4 x W 72 x H 89.4mm
- Protected to IP67/IP69K
- CE, E-Marked R10, RoHS

PART NO.	DESCRIPTION	QTY
0-421-31	70W work lamp	1



Combo Beam

LED HEAVY-DUTY WORK LAMP

LED 5000LM IP67/IP69K 10-30V

- 16 x 5W CREE LEDs (80W max)
- Built-in 2-Pin DT connector
- Aluminium case
- Polycarbonate lens
- L 108 x W 67 x H 108mm
- Protected to IP67/IP69K
- CE, E-Marked R10, RoHS

🔧 Use DT connector 0-011-42.



PART NO.	DESCRIPTION	QTY
0-421-32	80W work lamp	1

LED HEAVY-DUTY WORK LAMP

LED 2800LM IP67/P69K 10-30V

- 5 x 10W CREE LEDs (50W max)
- 2-Pin DT connector
- Aluminium case
- Polycarbonate lens
- L 89.4 x W 72 x H 89.4mm
- Protected to IP67/IP69K
- CE, E-Marked R10, RoHS

🔧 Use DT connector 0-011-42.



DT connector



PART NO.	DESCRIPTION	QTY
0-421-30	50W work lamp	1

LIGHTING WORK LAMPS LED WORK LAMPS

80W HEAVY-DUTY LED WORK LAMP



LED 8800LM IP68/IP69K 10-30V

Super Bright

- 16 x 5W OSRAM LEDs
- Protected to IP68/IP69K
- Built-in 2-PIN DT connector
- L 110 x W 90 x H 146mm
- Aluminium housing with polycarbonate lens
- CE, E-Marked R10



Use DT connector 0-011-42.

PART NO.	DESCRIPTION	QTY
0-420-32	80W work lamp	1

100W HEAVY-DUTY LED WORK LAMP



LED 8000LM IP68 9-32V

Spec Upgrade

- 20 x 5W CREE LEDs
- Aluminium case
- Polycarbonate lens
- L 160 x W 115.4 x H 141mm
- Protected to IP68
- CE, E-Marked R10



PART NO.	DESCRIPTION	QTY
0-420-82	100W work lamp	1

LED MAGNETIC BASE OR HANDLE WORK LAMPS

5 X 3W LED RECHARGEABLE WORK LAMP

LED IP65 10-30V 1000LM



2 light colours & modes

- Rechargeable work lamp with handle & magnetic base
- 2 selectable light colours (white/amber) and modes, full or 30%
- Battery life up to 6 hours
- Supplied charger & cigarette plug charger
- Protected to IP65
- 5V 2.1A USB port



PART NO.	DESCRIPTION	QTY
0-541-31	5 x 3W Rechargeable work lamp	1
0-541-98	100-230V AC UK plug charger	1

WORK LAMP WITH RED POSITION LIGHT, HANDLE & SWITCH

LED 4350LM IP69K 12/24V

- 9 x 5W LEDs, 45W
- Red Position Light 2W
- 4350 lumens
- Switch & handle
- Single bolt installation
- Protected to IP67/IP69K
- Square Aluminium Housing
- Supplied with fly leads
- H 178.4 x W 120 x D 59.5mm
- E-Marked EMC R10 & CE approved



PART NO.	DESCRIPTION	QTY
0-421-60	Handled work lamp	1

Available as reversing lamp. See page 76

360° SWIVEL BRACKET WORK LAMP



LED IP69K 12/24V 4950LM

- 9 x 5W LEDs
- 360° swivel bracket
- 400mm flying leads
- Aluminium housing with polycarbonate lens
- CE, E-Marked R10

PART NO.	DESCRIPTION	QTY
0-420-37	Work lamp	1



LOOKING FOR A COMPACT WORK LAMP WITH MAGNETIC BASE?
See page 71.



12/24V LED WORK LAMP



LED IP67 12/24V 2600LM

- 12 x 3W LEDs
- Ø140 x D 70mm
- Magnet base, handle, switch, cable and cigarette plug
- PMMA lens, black powder coated die cast aluminium case
- CE & UKCA approved

PART NO.	DESCRIPTION	QTY
0-420-79	LED work lamp	1

4 X 3W 12/24V LED WORK LAMP



LED IP67 12/24V 900LM

- Low current draw, 1A at 12V DC
- Protected to IP67
- Polycarbonate lens
- Black powder coated die cast aluminium case
- L 82 x W 71 x H 114mm

PART NO.	DESCRIPTION	QTY
0-420-68	Magnetic base	1

6 X 3W 12/24V LED WORK LAMPS



LED 1350LM IP67 12/24V

- Low current draw, 1.4A at 12V DC
- L 110 x W 56 x H 85mm
- Polycarbonate lens
- Black powder coated die cast aluminium case

PART NO.	DESCRIPTION	QTY
0-420-71	Single bolt	1
0-420-72	Magnetic base	1



SIGN UP TO DURITE'S E-NEWS FOR THE LATEST PRODUCT, INDUSTRY & REGULATORY NEWS. WWW.DURITE.CO.UK



LED BAR & RECTANGULAR WORK LAMPS

90° UNIVERSAL WORK LAMP WITH 60° FLOOD BEAM

LED IP67/69K 12/24V 2000LM

- Universal work lamp with 60° flood beam
- 90° bracket for horizontal or vertical fixing
- 10 x 1.5W 3030 LEDs, 15W
- 2000Lm
- Protected to IP67/69K
- L 150 x W 37 x H 122mm
- CE, RoHS, E-Marked R10



PART NO.	DESCRIPTION	QTY
0-421-70	Universal work lamp	1

WARNING LIGHT WORK LAMP BAR



Top pick for EVs



LED 1325LM IP69K 10-30V

- 80° flood beam & warning lamp
- 9 x 1.5W, 9 x 1 W OSRAM LEDs
- Protected to IP67/IP69K
- Amber warning light
- Aluminium housing
- Polycarbonate lens
- E-Marked, R10 EMC

PART NO.	DESCRIPTION	QTY
0-420-15	Work lamp	1

10-30V LED WORK LAMP BARS



Flood or Spot



LED 2700LM IP67 10-30V

- Protected to IP67
- 2700 lumens
- 2-bolt tilt fixing bracket
- Black die cast aluminium housing
- Polycarbonate lens

PART NO.	DESCRIPTION	QTY
0-420-92	Flood work lamp	1
0-420-93	Spot work lamp	1

POWERFUL LED WORK LAMP BARS



Flood or Spot



LED 4050LM IP67 12/24V

- Protected to IP67
- 4050 lumens
- 2-bolt tilt fixing bracket
- Black die cast aluminium housing
- Polycarbonate lens

PART NO.	DESCRIPTION	QTY
0-420-90	Flood work lamp	1
0-420-91	Spot work lamp	1

LED FLOOD/SPOT WORK LAMP BAR



Super bright
20,000
Lumens



LED 20000LM IP69K 12/24V

- 100 x 3W LEDs
- 20,000 lumens
- Protected to IP69K
- H 111.2 x W 1380 x D 86.5mm
- Spot/flood combo beam
- Black powder coated die cast aluminium housing
- Polycarbonate lens

PART NO.	DESCRIPTION	QTY
0-420-94	4ft spot beam work lamp bar	1

CREE LED WORK LAMP LIGHT BARS



Surface or bracket mount

LED IP67 12/24V

- Robust black die cast aluminium housing
- Polycarbonate lens
- Protected to IP67
- Surface or bracket mounting
- EMC approved

PART NO.	DESCRIPTION	QTY
0-420-88	H 110 x W 268 x D 82mm. 8 x 5W. 3040Lm	1
0-420-89	H 110 x W 484 x D 82mm. 16 x 5W. 6080Lm	1

LED DRIVING LAMPS

DRIVING LAMP BARS WITH AMBER WARNING LIGHT & DRL



Approved

LED 16800LM IP68/69K 10-30V

- Super powerful OSRAM LEDs
- 600mm fly lead with 6-PIN DT connector
- Colour temperature 5700K
- Aluminium housing and polycarbonate lens
- E-Marked R10 EMC, R112, R7 & R65

Use DT connector 0-011-46.



DRL



Warning

PART NO.	SIZE	DRIVING	DRL	WARNING	LUMENS	QTY
0-420-12	L 560.6 x W 67.3 x H 70mm	40 x 5W 200W	30 LEDs	40 LEDs	16,800Lm	1
0-420-17	L 375 x W 67.3 x H 70mm	24 x 5W 120W	18 LEDs	24 LEDs	10,080Lm	1

DRIVING WORK LAMP BARS WITH DT & DRL



DT connector

LED 27000LM IP67 12/24V

- Powerful 3W CREE LEDs
- 500mm flying lead with 3-PIN DT connector
- Colour temperature 6000-7000K
- Aluminium housing and polycarbonate lens
- Protected to IP67
- E-Marked R10, R148, R149

Use DT connector 0-011-43.



PART NO.	SIZE	DRIVING	DRL	LUMENS	QTY
0-421-40	L 293 x W 83.5 x H 80mm	20 x 3W 60W	14 x 0.2W 2.8W	6,000Lm	1
0-421-41	L 1171 x W 83.5 x H 80mm	90 x 3W 270W	63 x 0.2W 12.6W	27,000Lm	1

60W ROAD LEGAL LED WORK/DRIVING LAMP

LED 5400LM IP68 9-36V

- Powerful 60W ETI LEDs
- 300mm flying leads
- Approx life: 50,000 hours
- Colour temperature 6500K
- L 353 x W 68 x H 55mm
- Cast aluminium case & polycarbonate lens
- E-Marked R10 EMC, R112



Approved

PART NO.	DESCRIPTION	QTY
0-420-96	60W driving lamp	1

Powerful

10", 20" OR 50" DRIVING WORK LAMP BARS WITH POSITION LAMP

LED IP67/69K 10-30V

- Powerful CREE LEDs
- 6000K colour temperature
- Protected to IP67/IP69K
- Polycarbonate lens & aluminium housing
- 500mm fly lead
- E-Marked R10, R148, R149 & CE approved



Approved

PART NO.	SIZE	DRIVING	POSITION	LUMENS	QTY		
0-421-45	10" - L 273.3 x H 40 x D 78mm	10 x 5W	50W	45 x 0.03W	1.4W	2200Lm	1
0-421-46	20" - L 475 x H 40 x D 78mm	20 x 5W	100W	90 x 0.03W	2.7W	4600Lm	1
0-421-47	50" - L 1181 x H 40 x D 78mm	55 X 5W	275W	222 X 0.1W	22.2W	10,000Lm	1 NEW

61W DRIVING LAMP WITH 140° ANGLE FLOOD BEAM

LED 6920LM IP67/69K 10-30V

- 61W OSRAM LEDs
- 500mm flying lead with 2-PIN DT connector
- Die-cast aluminium housing and polycarbonate lens
- Approx life: 50,000 hours
- L 131 x H 109 mm
- E-Marked R10, R112



140° Angle Beam

PART NO.	DESCRIPTION	QTY
0-420-13	5" cube driving lamp	1

Use DT connector 0-011-42.



LOOKING FOR A WARNING LAMP BAR?

See page 55.



AUXILIARY DRIVING LAMPS



Approved



LED R112 IP68

- 7" or 9" LED Auxiliary Driving Lamp
- 9-32VDC, 5W LEDs
- Aluminium housing with PC lens
- Stainless steel bracket
- Protected to IP68
- E-Marked, ECE R112 approved

PART NO.	DESCRIPTION	WATT	LUMENS	QTY
0-537-47	7" 18 LEDs	90W max	7200Lm	1
0-537-49	9" 30 LEDs	150W max	12000Lm	1

9" LED HIGH BEAM/POSITION LAMP



Approved



LED 6400LM IP69K 10-30V

- 9" high beam/position lamp with 4-PIN DT connector
- 10 LEDs high beam (65W)
- 7 LEDs position beam (0.3W)
- Black aluminium housing, PC lens with stainless steel SS304 bracket
- E-Marked R112, R87 and R10 EMC

PART NO.	DESCRIPTION	QTY
0-420-29	9" LED driving Lamp	1

Use DT connector 0-011-44.



Ideal for fitting to Spot Light Bars

9" LED HIGH BEAM/POSITION/WARNING LAMP



Approved



LED 1700LM IP69K 10-30V

- 9" high beam/position/warning lamp with 6-PIN DT connector
- 12 LEDs high beam (60W)
- 40 LEDs position beam (4W)
- 9 LEDs warning beam (18W)
- Black graphene housing, PC Lens with stainless steel SS304 bracket
- E-Marked R148, R65 and R10 EMC

PART NO.	DESCRIPTION	QTY
0-421-29	9" LED driving Lamp	1

Use DT connector 0-011-46.



Ideal for fitting to Spot Light Bars

7" DRIVING LAMP AND POSITION



Super Bright



LED 6300LM IP66/69K 10-30V

- High beam 32 x 3.75W, 6300LM
- White/Amber position light 12 x 0.42W
- Protected to IP66/IP69K
- Aluminium housing with polycarbonate lens
- E-Marked R148, R149 and R10 EMC

PART NO.	DESCRIPTION	QTY
0-537-52	7" Driving lamp	1

Uses DTP connector



6.5" DRIVING LAMP WITH DUAL UNIVERSAL FIT



LED

1100LM

IP67/69K

10-30V

- 30.1W
- Vertical or horizontal mount
- Low Beam 1 x 14.W, 1050LM
- High Beam 1 x 15.6W, 1100LM
- Protected to IP67/IP69K
- L 166 x W 93 x H 166mm
- Aluminium housing with polycarbonate lens
- CE, E-Marked R148 (LHT RHD) & R10 EMC



Approved

PART NO.	DESCRIPTION	QTY
0-422-60	6.5" Driving lamp	1

🔧 Vertical or horizontal mount.

BULB WORK LAMP

35W 12/24V HID XENON WORK LAMP

IP65

12/24V

- Black nylon plastic body
- Stainless steel bracket and glass lens
- 250mm flying lead
- Internal ballast
- L 120 x W 135 x H 160mm

🔧 Supplied with Xenon bulb.

PART NO.	DESCRIPTION	QTY
0-538-53	Xenon work lamp	1



BRACKETS

UNIVERSAL WORK LAMP BRACKETS

- Single bolt-hole adaptor
- SS304 with 3 grub screws
- 180° up/down, 60° side to side rotation
- Max speed 70MPH, 2KG max load weight
- L 52 x H 45 x W 30mm



PART NO.	DESCRIPTION	QTY
4-420-99	Pair of brackets	2

MAGNETIC BASE

- Magnetic base for bulb spot work lamps



PART NO.	DESCRIPTION	QTY
0-537-54	Magnetic base	1

UNIVERSAL SWIVEL BRACKET

- 360° swivel bracket with M8 thread and rubber gasket

🔧 Fits most work lamps.



PART NO.	DESCRIPTION	QTY
0-420-36	Universal swivel bracket	1

SPIGOT MOUNT

- Spigot mount with DIN connector for 0-420-44/45/46/47/48, 0-420-66, 0-420-86/0-420-87
- With 10cm cable and connectors



PART NO.	DESCRIPTION	QTY
0-420-98	Spigot mount	1

SAFE ZONE LAMPS

“ Safely illuminate your surroundings ”

Prioritise the safety of everyone in and around your vehicle.

Safe Zone lamps emit a powerful beam of light onto the floor, effectively notifying individuals of the appropriate distance to maintain during vehicle movements. Additionally, these lights also serve as a convenient source of illumination, brightening up the area around your vehicle for enhanced visibility.



BANKSMAN REVERSING LAMP & SIDE MARKER LAMP



Approved



Side Marker

Reversing

LED 1500LM IP67 R10

- 6 amber LEDs - 2.8W, 240Lm
- 6 white LEDs - 16.5W, 1500Lm
- Protected to IP67
- 300mm flying lead
- L 182.5 x W 54 x H 33mm
- E-Marked R10 EMC, R91, R23 approved



Optimal light distribution.

PART NO.	DESCRIPTION	QTY
0-421-50	Reverse/Marker lamp	1

LINE SPOT LAMPS



LED IP67 10-80V

- 3 x 3W
- Clear outline for your forklift
- 50,000 hours lifespan
- Polycarbonate lens and die cast aluminium housing
- E-Marked R10 & EMC approved

PART NO.	DESCRIPTION	QTY
0-420-49	Blue line	1
0-420-85	Red line	1

ARC LED WORK LAMPS



LED IP67 10-80V 255LM

- 'U' shape beam provides 180° zone warning coverage
- 10W OSRAM LED
- Die-cast aluminium housing with polycarbonate lens
- CE, E-Marked R10.05 EMC

PART NO.	DESCRIPTION	QTY
0-420-21	Blue arc	1
0-420-85	Red arc	1

ARROW LED SPOT LAMPS



LED IP67 10-60V

- Light visible up to 15 meters away
- Die cast aluminium housing
- Protected to IP67
- L 72.7 x W 75 x H 97.5mm
- E-Marked, ECE R10 EMC, CE approved

PART NO.	DESCRIPTION	QTY
0-420-84	Blue arrow	1

RED FLOOD BEAM WORK LAMP

NEW



LED IP67 10-30V 430LM

- 12W
- 430 Lumens
- Protected to IP67
- CE E-Marked R10 approved

PART NO.	DESCRIPTION	QTY
0-421-05	Red flood beam	1

HEAVY-DUTY RED LINE LAMPS


NEW



Approved

LED IP69K 10-30V 870LM

- 2W LEDs
- Protected to IP67/IP69K
- Anti UV PC lens, diecast aluminium housing
- 15.3G vibration, 60G shock resistance
- E-Marked R10



Easily create a perimeter zone with 3

PART NO.	SIZE	WATTS	LUMENS	LUX	QTY
0-420-64	8" - L 195 x W 65.6 x H 38mm	12 x 2W	335Lm	1 @ 80m	1
0-420-65	14" - L 350 x W 74 x H 38mm	24 x 2W	870Lm	1 @ 110.7m	1

PROGRESSIVE ARROW SPOT LAMP



LED IP67 10-110V

- 9 x 3W LEDs, 27W max
- 830 Lux @ 5m
- L 76 x W 81.8 x H 98mm
- E-Marked R10 EMC, CE, RoHS approved

PART NO.	DESCRIPTION	QTY
0-420-80	Progressive arrow	1

LED SPOT LAMPS



LED 1000LM IP68 10-48V

- 1000 lumens
- L 98 x W 80 x H 70mm
- Die cast aluminium housing
- Protected to IP68
- CE approved

PART NO.	DESCRIPTION	QTY
0-420-75	Blue spot	1
0-420-83	Red spot	1

PROJECTOR WORK LAMPS



Approved



LED 2700LM IP69K 10-80V

- 2700 lumens
- D 194 x W 96.7 x H 96.7mm
- Aluminium housing with PC lens
- Protected to IP67/IP69K
- E-Marked R10, CE approved

PART NO.	DESCRIPTION	QTY
0-421-03	Forklift	1
0-421-04	Stop	1

INTERIOR/EXTERIOR LIGHTS

ANGLED SCENE LIGHTS

- ✓ Perfect for refrigerated trailers
- ✓ CE approved

40W SCENE LIGHT



Approved



LED 9-32V 3200LM IP67

- 9-32VDC
- 40 x 1W LEDs
- 3200 lumens
- Protected to IP67
- Aluminium housing & polycarbonate lens
- L 251 x W 58 x H 38mm
- E-Marked R10, CE, RoHS approved

PART NO.	DESCRIPTION	QTY
0-668-65	Scene lamp	1

SMD LED 10-30V ANGLED SCENE LIGHTS



40° Angle



LED 10-30V IP68

- 10-30VDC
- 40° angled scene light
- White SMD 1W LEDs
- Protected to IP68
- E-Marked ECE R10, CE, RoHs approved

PART NO.	DESCRIPTION		WATT	LUMENS	QTY
0-668-55	L 129 x W 68 x H 46mm	Small	9 x 1W	725LM	1
0-668-56	L 229 x W 68 x H 46mm	Medium	18 x 1W	1450LM	1
0-668-57	L 329 x W 68 x H 46mm	Large	27 x 1W	2175LM	1

10-30V EXTERIOR LAMP



LED 400LM IP65

- 6 LEDs
- 10-30V
- Polycarbonate housing and lens
- L 202 x W 72 x H 35mm

PART NO.	DESCRIPTION	QTY
0-668-66	6-LED lamp	1



INNOVATIVE VEHICLE INTERIOR LAMPS
ADDED TO THE DURITE RANGE

See pages 94–96.



LIGHTING INTERIOR/EXTERIOR LIGHTS

45° ANGLED SCENE LIGHTS

LED 12/24V IP67

- 12/24V
- 45° angled scene light
- White SMD LEDs
- Protected to IP67
- E-Marked, EMC R10 approved



Top picks for EVs 45° Angle



	PART NO.	DESCRIPTION	LEDS	WATT	LUMENS	QTY
	0-668-51	L 205 x W 60 x D 34mm Medium	32	6.4W	150LM	1
	0-668-52	L 205 x W 60 x D 34mm With touch button	32	6.4W	150LM	1
	0-668-53	L 300 x W 60 x D 34mm Large	60	12W	580LM	1

ROUND/CIRCULAR LIGHTS

ROUND LED ROOF LAMP

LED 9-32V 1560LM IP67

- 9-32V
- 1W OSRAM LEDs
- Protected to IP67
- 400mm fly lead
- 5500K warm white
- ECE R10, CE, RoHS



Top picks for EVs Approved



	PART NO.	DESCRIPTION	WATT	LUMENS	SWITCHED	QTY
	0-668-82	Ø75 x D 18.5mm	8W	480Lm	-	1
	0-668-83	Ø95 x D 23.3mm	14W	840Lm	-	1
	0-668-84	Ø120 x D 29.5mm	18W	1080Lm	-	1
	0-668-85	Ø143 x D 38mm	26W	1560Lm	Full, off, half	1

72-LED SLIM ROOF LAMP

LED 1150LM 12/24V IP66

- Ø 197mm x H 10mm
- Bright white LEDs, surface mounting in white plastic



PART NO.	DESCRIPTION	QTY
0-668-40	Slim roof lamp	1

21-LED ROUND ROOF LAMP WITH PIR

LED 1400LM IP67

- Ø 160.2mm x D 14.1mm
- Bright white SMD LEDs
- EMC R10 approved



PART NO.	DESCRIPTION	QTY
0-668-18	PIR sensor	1

10-LED ROUND ROOF LAMP



LED 665LM 12/24V IP67

- Ø 75mm, D 8.7mm
- SMD LEDs
- White plastic bezel
- EMC R10 approved

PART NO.	DESCRIPTION	QTY
0-668-11	Slim roof lamp	1

21-LED ROUND ROOF LAMP



LED 410LM 12/24V IP67

- Ø 155mm, D 15.7mm
- Bright white SMD LEDs
- EMC R10 approved
- White plastic bezel

PART NO.	DESCRIPTION	QTY
0-668-06	Slim roof lamp	1

24-LED ROUND ROOF LAMPS



Top pick for EVs

LED 1780LM 12/24V IP67

- Ø 130mm x D 16.5mm
- Mega power white SMD LEDs
- ADC12 (aluminium) housing and polycarbonate lens
- EMC, R10 approved

NO SWITCH	PIR SWITCH	QTY
0-668-27	0-668-29	1

36-LED ROUND ROOF LAMP



LED 576LM 12/24V IP66

- Ø 129mm, D 9mm
- White SMD LEDs
- Protected to IP66
- CE

PART NO.	DESCRIPTION	QTY
0-668-10	Slim roof lamp	1

117-LED ROOF LAMP



LED 338LM 12/24V

- Ø 107mm x H 23mm
- White LEDs
- Integral switch
- Polycarbonate housing

PART NO.	DESCRIPTION	QTY
0-668-13	Interior lamp	1

LED DOWNLIGHTER



LED 12/24V

- Ø 77mm x D 26mm
- Silver plastic with detachable bezel & switch

Recessed or surface mounting.

PART NO.	DESCRIPTION	QTY
0-668-04	Downlighter	1

12-LED DOWNLIGHTER



- Ø 69mm x D 9.6
- 6 red LEDs - night light facility
- Warm white LEDs
- Surface mounting in white plastic

LED 192LM 12/24V IP66

PART NO.	DESCRIPTION	QTY
0-668-05	Downlighter	1

LIGHTING INTERIOR/EXTERIOR LIGHTS

OVAL/RECTANGULAR LIGHTS

120-LED ROOF LAMP



Top pick for EVs



LED 12/24V 480LM

- 120 white LEDs
- White polycarbonate housing & lens
- Surface mount
- Integral rocker switch & flying leads
- L 129 x W 77 x H 21mm

PART NO.	DESCRIPTION	QTY
----------	-------------	-----

0-668-14	Slim roof lamp	1
----------	----------------	---

96-LED ROOF LAMP



LED 12/24V 672LM

- Integral switch
- 96 bright white LEDs
- Surface mount
- Aluminium body, white plastic ends
- L 292 x W 93 x H 15mm

PART NO.	DESCRIPTION	QTY
----------	-------------	-----

0-668-25	Slim roof lamp	1
----------	----------------	---

LED ROOF LAMP WITH SWITCH



LED 12/24V 960LM

- 60 bright white LEDs
- Surface mounting, in white plastic
- Integral switch
- 6 red LEDs night light facility
- L 175 x W 175 x H 23mm

PART NO.	DESCRIPTION	QTY
----------	-------------	-----

0-668-30	Slim roof lamp	1
----------	----------------	---

22 WHITE SMD LED ROOF LAMP

LED 12/24V 195LM

- 12/24V
- 22 white SMD LEDs
- Protected to IP67
- E-Marked, EMC R10 approved

Perfect for refrigerated trailers.



L 160 x W 54 x D 12mm

PART NO.	DESCRIPTION	QTY
----------	-------------	-----

0-668-92	Roof lamp with PIR switch	1
----------	---------------------------	---



Durite vehicle lights are available in 12V and 24V and cover most applications and budgets. Offering several shapes, light outputs and fixtures, the Durite range is one of the most versatile on the market.

durite.co.uk

WHITE 12/24V SMD LED ROOF LAMPS



Top picks for EVs

LED IP67 12/24V 1330LM

- ADC12 (aluminium) housing and polycarbonate lens
- EMC, R10 approved

Perfect for refrigerated trailers.



NO SWITCH	TOUCH BUTTON	PIR SWITCH	DESCRIPTION	LUMENS	QTY
-----------	--------------	------------	-------------	--------	-----

0-668-67	0-668-68	0-668-69	L 135.8 x W 65.8 x D 16mm	12 white LEDs	950LM	1
0-668-87	0-668-88	0-668-89	L 186 x W 65.8 x D 16mm	18 white LEDs	1330LM	1

LINEAR INTERIOR LIGHTS


LINEAR INTERIOR LIGHTS



Top picks for EVs



1ft, 2ft & 3ft




LED

IP67

9-30V

1200LM

- Ultra bright white SMD LEDs
- With or without switch
- Clear PC lens with Aluminium base
- Protected to IP67
- E-Marked, EMC R10 approved



	WITH SWITCH	NO SWITCH	DESCRIPTION		WATT	LUMENS	QTY
	0-668-21	0-668-41	L 380 x W 25 H 13mm (1ft)	Small	6.2W	400LM	1
	0-668-22	0-668-42	L 620 x W 25 H 13mm (2ft)	Medium	12.4W	790LM	1
	0-668-23	0-668-43	L 1120 x W 25 H 13mm (4ft)	Large	15.3W	1200LM	1

12/24V LED ROOF LAMPS WITH SWITCH

LED

12/24V

1120LM



- Aluminium base

PART NO.	DESCRIPTION	LUMENS	QTY
0-668-32	L 160 x W 40 x H 24mm	18 LEDs	210LM
0-668-33	L 260 x W 40 x H 24mm	36 LEDs	430LM
0-668-34	L 560 x W 40 x H 24mm	94 LEDs	1120LM

12-LED BATTEN ROOF LAMP

LED

12/24V

520LM



- Integral switch
- Bright white LEDs, 2500 lux
- 22mm deep
- Surface mounting
- Aluminium body with white plastic ends
- L 588 x W 40 x H 22mm

PART NO.	DESCRIPTION	QTY
0-668-35	Slim 12W LED batten roof lamp	1

LIGHTING INTERIOR/EXTERIOR LIGHTS

72-LED ROOF LAMP WITH SWITCH

LED 504LM 12//24V L 368 x W 45 x H 10mm



- Low current draw 0.4A at 12/24V DC
- White aluminium housing
- 10mm deep
- Integral on/off switch
- Surface mounting
- 1060 lux

PART NO.	DESCRIPTION	QTY
0-668-37	Slim 12V LED linear roof lamp	1

R10 12/24V LED ROOF LAMP WITH SWITCH

LED 1200LM 12/24V IP67



- Integral switch
- 18 SMD LEDs, white bezel
- 12000Lm
- With a 100mm cable
- L 400 x W 17 x H 25mm
- EMC R10 approved

PART NO.	DESCRIPTION	QTY
0-668-80	Roof Lamp with switch	1

- ✂ Extra bright.
- ✂ Perfect for refrigerated trailers.

WHITE SMD LED ROOF LAMPS

LED 12/24V IP67

- White SMD LEDs
- E-Marked EMC R10 approved



NO SWITCH	TOUCH BUTTON	DESCRIPTION	LEDS	LUMENS	QTY
0-668-93	0-668-94	L 320 x W 54 x D 12mm	58	550LM	1
0-668-95	-	L 600 x W 54 x D 12mm	134	820LM	1

OTHER INTERIOR LAMPS & ACCESSORIES

12V LED MAP LIGHTS

LED

- Switch on lamp head with 325mm flexible arm
- 12 bright white LEDs
- 6 red LEDs - night light facility

PART NO.	DESCRIPTION	QTY
0-669-13	12V LED map light	1
0-669-25	24V LED map light	1



12/24V PIR SENSOR

IP67 12/24V

- Easy to install
- Slim built-in PIR sensor
- Switch with 35 second timer
- 90° detection angle
- 5m detection distance
- CE, ECE EMC R10 approved

PART NO.	DESCRIPTION	QTY
0-743-23	12/24V PIR sensor	1



L 110 x H 50 x W 22mm



INNOVATIVE VEHICLE LIGHTING SOLUTIONS

Expert high quality lighting products to improve safety

Established in 1956, Labcraft has developed a strong reputation for high-quality interior and exterior LED lighting for commercial and emergency fleets. Labcraft innovative lights are durable and create a bright workplace anywhere, maximising efficiencies and improving safety in and around the vehicles. Products are designed and manufactured in the UK and come with up to 10 years warranty.

labcraft.co.uk

MEGALUX INTERIOR LIGHT



Approved



LED 1320LM IP66 10-32V

- CREE LEDs
- Low profile mount
- Protected to IP66
- With PIR switch
- Ø160 x D 15.5mm
- ECE R10 approved

PART NO.	DESCRIPTION	QTY
LPD3_4-3MVPIR	10W Megalux	1

MICROLUX



Approved



LED 660LM IP67 10-32V

- CREE LEDs
- Low profile mount
- Protected to IP67
- Impact deflection design
- L 128 x W 15 x H 100mm
- ECE R10 approved

PART NO.	DESCRIPTION	WATTS	LUMENS	QTY
LSI3_2-1MV	Microlux (Grey/Black)	3W	370Lm	1
LSI3_2-3MV	Superlux (White/Silver)	6W	660Lm	1

POWERLUX



Approved



LED 1250LM IP67 10-32V

- CREE LEDs
- Low profile mount
- Protected to IP67
- With PIR switch
- L 298 x W 17 x H 100mm
- With PIR: L 298 x W 21.5 x H 100mm
- ECE R10 approved

PART NO.	DESCRIPTION	QTY
LSI3_6-1MV	9W Powerlux	1
LSI3_6-1MVPIR	9W Powerlux with PIR switch	1

BANKSMAN INTERIOR LIGHT



Approved

LED 960LM IP69K 10-32V

- CREE LEDs
- Protected to IP69K
- Aluminium base
- L 190 x W 24 x H 78mm
- ECE R10, R23 approved



PART NO.	DESCRIPTION	QTY
LBM3_4-2MV	8.2W Banksman	1

1980LM SCENELITE



Approved

LED 1980LM IP67 10-32V

- CREE LEDs
- 40° angle
- Protected to IP67
- Aluminium base
- L 310 x W 38 x H 82mm
- ECE R10 approved



PART NO.	DESCRIPTION	QTY
LSI6_6-3MV	18W Scenelite	1

1650LM SCENELITE



Approved

LED 1650LM IP67 10-32V

- CREE LEDs
- 30m² curved light projection
- Protected to IP67
- Aluminium casting
- L 230 x W 36 x H 63mm
- ECE R10 approved



PART NO.	DESCRIPTION	QTY
LSI7_5-3MV	15W, Black	1
LSI7_5-3MVWH	15W, White	1


1320LM SCENELITE



Approved

LED 1320LM IP69K 10-32V

- CREE LEDs
- Protected to IP69K
- Aluminium base
- L 182.5 x W 20 x H 50mm
- ECE R10 approved



PART NO.	DESCRIPTION	QTY
LSI8_4-3MV	12.3W, Black	1
LSI8_4-3MVWH	12.3W, White	1

ORIZON CREE LED INTERIOR LAMP



Approved

LED 1700LM IP66

- 24 or 48 CREE LEDs
- Low power draw
- Low profile design 11mm
- Protected to IP66
- ECE R10 approved

PART NO.	DESCRIPTION	WATTS	LUMENS	QTY
LLEDCW500PV3	L 522 x W 18 x D 11mm	12V	850Lm	1
LLEDCW500PV3/2		24V		1
LLEDCW1000PV3	L 1022 x W 18 x D 11mm	12V	1700Lm	1
LLEDCW1000PV3/2		24V		1



Clear 0° mounting clip | LORIZMTGCLIP1

NEBULA CREE LED INTERIOR LIGHT



Approved

LED 850LM IP66

- 12 or 24 CREE LEDs
- Low power draw
- Integrated switch option
- Protected to IP66
- Switched version protected to IP60
- ECE R10 approved

NO SWITCH	SWITCH	DESCRIPTION	WATTS	LUMENS	QTY
LSI5CW250	-	L 376 x W 44 x H 15mm	12V	425Lm	1
LSI5CW500	LSI5CW500S	L 626 x W 44 x H 15mm	12V	850Lm	1
-	LSI5CW500S/2	L 626 x W 44 x H 15mm	24V	850Lm	1



ASTRO CREE LED AWNING LIGHT



Approved

LED 850LM IP66

- 12 or 24 CREE LEDs
- Low power draw
- Protected to IP66
- ECE R10 approved

PART NO.	DESCRIPTION	WATTS	LUMENS	QTY
LLL2CW250	L 343 x W 31 x H 43mm	12V	425Lm	1
LLL2CW500	L 593 x W 31 x H 43mm	12V	850Lm	1
LLL2CW500/2		24V		1



REAR COMBINATION LIGHTS

CURRENT LOADING BALLASTS

Current loading ballast for 12V and 24V LED indicators

DESCRIPTION	FOR 12V	FOR 24V	QTY
Current loading ballast	0-097-62	0-097-74	1



8 FUNCTION REAR COMBINATION LAMPS

24V LED COMMERCIAL REAR LAMPS

24V LED stop/tail/fog/side marker/direction indicator/reflex reflector/reverse/number plate light (NPL)

LED

- Supplied with 1 metre flying lead
- ECE approved
- L 515 x W 90 x H 130mm

DESCRIPTION	RIGHT	LEFT (NO NPL)	QTY
Rear Lamp	0-069-50	0-069-51	1



COMMERCIAL REAR LAMPS

Stop/tail/direction indicator/fog/reflex reflector/side marker/reverse/number plate light (NPL)

- Supplied without bulbs
- Suitable replacement for Mercedes Actros
- L 515 x W 90 x H 141mm
- ECE approved

DESCRIPTION	RIGHT	LEFT (NO NPL)	QTY
Rear Lamp	0-074-00	0-074-01	1
Replacement Lens	0-074-98	0-074-99	1



Actros



COMMERCIAL TRAILER REAR LAMPS

Stop/tail/fog/side marker/direction indicator/triangle reflex reflector/reverse/number plate light (NPL)

- L 418 x W 90 x H 148mm
- ECE approved

DESCRIPTION	RIGHT	LEFT	QTY
Rear Lamp	0-080-00	0-080-01	1



7 FUNCTION REAR COMBINATION LAMPS

12/24V 7 FUNCTION LED TRAILER LIGHTS - TRIANGLE REFLECTOR



LED IP67 12/24V



Durable lens

Stop/tail/fog/dynamic direction indicator/reverse/number plate light (NPL) and reflex triangle reflector

- L 380 x W 40 x H 135mm
- Protected to IP67
- Supplied with 1000mm flying leads
- PMMA lens
- Surface mount
- CE, E-Marked ECE approved

DESCRIPTION	RIGHT	LEFT	QTY
Trailer light	0-071-72	0-071-73	1

12/24V 7 FUNCTION LED TRACTOR UNIT LIGHTS - RECTANGLE REFLECTOR



LED IP67 12/24V



Durable lens

Stop/tail/fog/dynamic direction indicator/reverse/number plate light (NPL) and reflex rectangle reflector

- L 380 x W 40 x H 135mm
- Protected to IP67
- Supplied with 1000mm flying leads
- PMMA lens
- Surface mount
- CE, E-Marked ECE approved

DESCRIPTION	RIGHT	LEFT	QTY
Tractor unit light	0-071-70	0-071-71	1

12/24V 7 FUNCTION LED TRAILER LIGHTS



LED IP65 12/24V



Top picks for EVs

Stop/tail/fog/direction indicator/reverse/reflex reflector and number plate light (NPL)

- L 245 x W 41 x H 150mm
- Protected to IP65
- Supplied with 300mm flying leads
- ECE approved, E-Marked

DESCRIPTION	RIGHT	LEFT	QTY
Trailer Light	0-071-20	0-071-21	1

12/24V 6-FUNCTION COMMERCIAL LAMPS



Number plate light available

Stop/tail/direction indicator/fog/reverse/reflex reflector/ with or without number plate light (NPL)

- Mercedes Sprinter /VW
- L 400 x W 160 x H 88.5mm
- ECE approved

DESCRIPTION	RIGHT (NO NPL)	LEFT	QTY
Rear Lamp	0-081-02	0-081-03	1
Replacement Lens	0-081-98	0-081-99	1

LIGHTING REAR COMBINATION LIGHTS 6/7 FUNCTION REAR COMBINATION LAMPS

24V 7 OR 6-FUNCTION COMMERCIAL LAMPS

LED

Stop/tail/direction indicator/fog/reverse/reflex reflector

- Volvo & Renault
- L 500 x W 130 x H 86mm
- ECE approved



DESCRIPTION	RIGHT	LENS	QTY
Rear Lamp	0-071-40	0-071-97	1



DURITE PRODUCTS CAN BE USED ON ELECTRIC VEHICLES (EV)

Durite products are of the highest quality, making them perfect for your Electric Vehicles.



Top picks for EVs

6 FUNCTION REAR COMBINATION LAMPS

COMMERCIAL LED REAR LAMPS



Progressive indicator



Durable lens

LED IP67 12/24V

Stop/tail/progressive direction indicator/fog/reverse/reflex reflector

- Halo design
- Supplied with 300mm flying leads
- Protected to IP67
- L 284 x W 100 x H 37mm
- ECE approved



DESCRIPTION	RIGHT	LEFT	QTY
LED Rear Lamp	0-071-60	0-071-61	1

UNIVERSAL LED REAR COMBINATION LAMP



Progressive indicator

LED IP67

Stop/tail/progressive direction indicator/reverse/reflex reflector/fog

- 10-30V
- Supplied with 500mm flying leads
- Protected to IP67
- L 284 x W 37 x H 100mm
- E-Marked

DESCRIPTION	LEFT	QTY
Universal Lamp	0-071-65	1

LIGHTING REAR COMBINATION LIGHTS 6 FUNCTION REAR COMBINATION LAMPS

UNIVERSAL LED REAR COMBINATION LAMP



Universal

LED IP67 12/24V



Stop/tail/direction indicator/reverse/reflex reflector/fog

- Supplied with 500mm flying leads
- L 350 x W 85 x H 128mm
- Protected to IP67
- CE, ECE approved, E-Marked

PART NO	DESCRIPTION	QTY
0-071-10	Universal LED rear lamp	1
0-071-00	Bulb rear lamp	1
0-071-01	Bulb with connector	1
0-071-02	Bulb with reflex reflector & connector	1

🔧 Lens only for 0-071-10, order 0-071-96 | Lens only for 0-071-00, order 0-071-99
 Lens only for 0-071-02, order 0-071-98.

UNIVERSAL COMMERCIAL REAR LAMPS



Universal

LED



Stop/tail/fog/direction indicator/reflex reflector/reverse, pre-wired with or without number plate light (NPL)

- 24V LED
- L 341 x W 61 x H 132mm
- ECE approved

DESCRIPTION	UNIVERSAL	WITH NPL	QTY
Rear Lamp	0-085-50	0-086-50	1

COMMERCIAL REAR LAMPS

Stop/tail/direction indicator/fog/reflex reflector/reverse



- Supplied without bulbs
- Replaces Iveco Daily, 6-pin plug
- L 303 x W 85 x H 130mm
- ECE approved

DESCRIPTION	RIGHT	LEFT	QTY
Rear Lamp	0-077-02	0-077-03	1
Replacement Lens	0-077-98	0-077-99	1

LED TRIANGLE TRAILER LIGHTS WITH PROGRESSIVE DIRECTION INDICATOR



Progressive indicator

LED IP65 12/24V



Stop/tail/fog/progressive direction indicator/reflex reflector and number plate light (NPL)

- L 172 x W 40 x H 152mm
- Supplied with 140mm flying leads
- E-Marked
- Protected to IP65

DESCRIPTION	RIGHT	LEFT	QTY
Triangle Trailer Light	0-300-60	0-300-61	1



Top picks for EVs

LIGHTING REAR COMBINATION LIGHTS 6/7 FUNCTION REAR COMBINATION LAMPS

5 FUNCTION REAR COMBINATION LAMPS

WIRELESS LED TRAILER LIGHTS WITH MAGNETIC BASE

LED IP65 12V

Stop/tail/direction indicator/reflex reflector and number plate light (NPL)

- Magnetic base
- 20m control distance
- Protected to IP65
- 7.5 hours run time
- L 125 x W 108 x H 55mm
- CE, E-Marked ECE approved

Kits includes left light, right light, 12V DC charger, CANbus-resistant 7-Pin socket & USB cable.

DESCRIPTION	12V KIT	24V KIT	QTY
Rear lamp	0-300-40	0-300-45	1



Magnetic base



Top pick for EVs

LED TRAILER LIGHTS WITH PROGRESSIVE INDICATOR

LED IP65 12/24V

Stop/tail/progressive direction indicator/reflex reflector and number plate light (NPL)

- Supplied with 300mm flying leads
- L 118 x W 46 x H 93mm
- ECE approved, E-Marked
- Protected to IP65

DESCRIPTION	RIGHT	LEFT	QTY
Rear lamp	0-294-60	0-294-61	1



Progressive indicator

UNIVERSAL LED REAR COMBINATION LAMP

LED IP67 12/24V

Stop/tail/direction indicator/reverse/reflex reflector

- L 220 x W 34.4 x H 100mm
- Protected to IP67
- Supplied with 500mm flying leads
- E-Marked

PART NO.	DESCRIPTION	QTY
0-071-55	Universal Lamp	1



Progressive indicator



Universal



Top pick for EVs

12/24V LED REAR COMBINATION LAMP

LED IP67 12/24V

Stop/tail/direction indicator/reverse and reflex reflector functions

- Supplied with 280mm flying leads
- L 296 x W 30 x H 94mm
- ECE approved
- Protected to IP67

PART NO.	DESCRIPTION	QTY
0-300-20	Rear lamp	1



LIGHTING REAR COMBINATION LIGHTS 5 FUNCTION REAR COMBINATION LAMPS
LED REAR COMBINATION LAMP

LED **IP66** **12/24V**

Universal
Stop/tail/direction indicator/reflex reflector/number plate light (NPL)

- Protected to IP66
- Supplied with 300mm fly leads
- L 111 x W 101 x H 50mm
- E-Marked

PART NO.	DESCRIPTION	QTY
0-294-80	Universal rear lamp	1

140MM ROUND LED REAR COMBINATION LAMP

LED **IP67/IP69K** **10-30V**

Universal
Stop/tail/direction indicator/fog/reverse

- Protected to IP67/IP69K
- Supplied with 300mm fly leads
- Graphene housing & polycarbonate lens
- 140 x H 84mm
- E-Marked

PART NO.	DESCRIPTION	QTY
0-097-55	Universal rear lamp	1

12/24V LED REAR COMBINATION LAMP

LED **IP67** **10-30V**

Number plate light
Stop/tail/direction indicator/reflex reflector/number plate light (NPL)

- Protected to IP67
- ABS housing and PMMA lens
- L 105 x W 95 x H 38mm
- E-Marked

PART NO.	DESCRIPTION	QTY
0-295-65	Universal rear lamp	1

4 FUNCTION REAR COMBINATION LAMPS
12/24V LED REAR COMBINATION LAMP

LED **IP67** **10-30V**

Universal
Rear fog/tail/reverse/reflex reflector

- Protected to IP67
- ABS housing and PMMA lens
- L 105 x W 95 x H 38mm
- E-Marked

PART NO.	DESCRIPTION	QTY
0-295-66	Universal rear lamp	1

LIGHTING REAR COMBINATION LIGHTS 4 FUNCTION REAR COMBINATION LAMPS

32" LED REAR COMBINATION LIGHT BAR

LED IP65 12/24V



Stop/tail/direction indicator and reverse

- Protected to IP65
- L 817.4 x W 49.8 x H 30.6mm
- CE, E-Marked approved

PART NO.	DESCRIPTION	QTY
0-071-30	Rear combo light bar	1



10-30V UNIVERSAL LED REAR COMBINATION LAMP



Top pick for EVs

LED IP67 10-30V

Stop/tail/direction indicator/reflex reflector

- L 150 x W 80.3 x H 26mm
- Protected to IP67
- E-Marked R10, R140, R150

PART NO.	DESCRIPTION	QTY
0-300-30	Rear lamp	1



WATERPROOF 12V COMBINATION REAR LAMPS



Use JCB (0-011-44)

IP67

Stop/tail/direction indicator/reflex reflector

- Supplied with 12V bulbs & waterproof cable gland
- L 200 x W 60 x H 92mm
- Protected to IP67
- ECE approved

PART NO.	DESCRIPTION	QTY
0-295-50	Rear lamp with JCB connector	1
0-295-99	Replacement Lens	1

12/24V LED REAR COMBINATION LAMP



LED IP67 12/24V

Stop/tail/direction indicator and reflex reflector functions

- L 245 x W 31.5 x H 109mm
- Supplied with 400mm flying leads
- ECE approved
- Protected to IP67

PART NO.	DESCRIPTION	QTY
0-300-75	Rear lamp	1

12/24V LED REAR COMBINATION LAMP



LED IP67 12/24V

Stop/tail/direction indicator and reflex reflector functions

- L 157.5 x W 30.9 x H 81.2mm
- Supplied with 400mm flying leads
- ECE approved
- Protected to IP67

PART NO.	DESCRIPTION	QTY
0-300-10	Rear lamp	1

LIGHTING REAR COMBINATION LIGHTS 4 FUNCTION REAR COMBINATION LAMPS
IP67 12/24V LED REAR COMBINATION LAMP

LED IP67 12/24V
Stop/tail/direction indicator and reflex indicator functions

- L 195 x W 30 x H 94mm
- Supplied with 280mm flying leads
- ECE approved
- Protected to IP67

PART NO.	DESCRIPTION	QTY
0-300-25	Rear lamp	1

12/24V LED REAR COMBINATION LAMPS

LED IP67 12/24V
Stop/tail/direction indicator and reverse functions

- L 200 x W 25 W H 50mm
- Supplied with 800mm flying leads
- ECE approved
- Protected to IP67

DESCRIPTION	RIGHT	LEFT	QTY
Rear Lamp	0-300-14	0-300-15	1

COMMERCIAL REAR COMBINATION LAMPS

Stop/tail/direction indicator and reflex reflector functions

- L 300 x W 105 x H 128mm
- ECE approved



Daily

Connection for

DESCRIPTION	LEFT	RIGHT	QTY
For Iveco Daily	0-076-01	0-076-00	1
Replacement lens	0-076-99	0-076-98	1

UNIVERSAL LED REAR COMBINATION LAMP

LED 12/24V
Stop/tail/direction indicator/reflex reflector

- L 170 x W 33 x H 92mm
- ECE approved

PART NO.	DESCRIPTION	QTY
0-300-50	Rear combination lamp	1

UNIVERSAL 12/24V REAR COMBINATION LAMP

Stop/tail/direction indicator/number plate illumination

- Supplied with 12V bulbs
- L 167 x W 50 x H 82.5mm
- ECE approved

PART NO.	DESCRIPTION	QTY
0-300-00	Rear Lamp	1

LIGHTING REAR COMBINATION LIGHTS 3 FUNCTION REAR COMBINATION LAMPS

LOOKING FOR? 5-function in the same size. See page 102.

3 FUNCTION REAR COMBINATION LAMPS

95MM REAR LAMP



LED IP67 12/24V

Stop/tail/direction indicator

- E-Marked, R10 EMC
- Ø 95mm x D 31.8mm
- Protected to IP67
- Supplied with 300mm flying leads

PART NO.	DESCRIPTION	QTY
0-767-40	Universal lamp	1

140MM REAR LAMP



LED IP67 12/24V

Stop/tail/direction indicator

- E-Marked, R10 EMC
- Ø 140mm x D 85.8mm
- Protected to IP67
- Supplied with 200mm flying leads

PART NO.	DESCRIPTION	QTY
0-097-50	Universal lamp	1

UNIVERSAL LED REAR LAMP



LED IP68 12/24V


Stop/tail/direction indicator

- ECE approved
- Ø 140mm x D 100mm
- 20 LEDs
- Protected to IP68

PART NO.	DESCRIPTION	QTY
0-097-30	Universal lamp	1

LOOKING FOR? Matching single function vehicle lights. See page 107.

SLIM 12/24V REAR LAMP



LED IP69K 12/24V

Stop/tail/direction indicator

- 12 x 0.5W LEDs (6 amber, 6 Red)
- Protected to IP69K
- L 130 x W 11 x H 30mm
- E-Marked R10, R148, CE

Top pick for EVs

PART NO.	DESCRIPTION	QTY
0-294-24	Slim rear lamp	1

LOOKING FOR? Matching single function vehicle lights. See page 106.

12/24V LED REAR LAMP



LED 12/24V

Stop/tail/direction indicator

- ECE and EEC approved
- L 95 x W 32 x H 95mm

PART NO.	DESCRIPTION	QTY
0-294-75	Rear Lamp	1

12/24V LED REAR LAMPS



LED IP67 12/24V

Stop/tail/indicators

- Ø 95mm
- Protected to IP67
- Supplied with 500mm flying leads
- Acrylic lens and polycarbonate housing
- ECE approved

STOP/TAIL INDICATOR	TAIL/FOG/REVERSE	MOUNTING BEZEL	QTY
0-767-60	0-767-70	0-767-97	1

SINGLE FUNCTION VEHICLE LIGHTS

INDIVIDUAL VEHICLE LIGHTS

95MM COMMERCIAL LED LAMPS



Stop and Tail **Indicator** **Fog** **Reversing**

LED IP67 12/24V

- Ø 95mm
- 10-30VDC
- Protected to IP67
- Supplied with 300mm flying lead
- E-Marked

DESCRIPTION	STOP/TAIL	INDICATOR	REAR FOG	REVERSE	QTY
95mm	0-767-44	0-767-41	0-767-42	0-767-43	1

LOOKING FOR?
3-function lamps in the same size. See page 105.

140MM COMMERCIAL LED LAMPS



Stop and Tail **Indicator** **Fog** **Reversing**

LED IP67 12/24V

- Ø 140mm
- 10-30VDC
- Protected to IP67
- Supplied with 200mm flying lead
- E-Marked

DESCRIPTION	STOP/TAIL	INDICATOR	REAR FOG	REVERSE	QTY
140mm	0-097-54	0-097-51	0-097-52	0-097-53	1

LOOKING FOR?
5-function lamps in the same size. See page 102.
3-function lamps in the same size. See page 105.

REAR LED TAIL LAMPS



Stop and Tail **Indicator** **Fog** **Reversing**

LED IP67 12/24V

- 36 LEDs
- E-Marked
- PC Lens and ABS Housing
- L 94 x W 29 x H 94mm

STOP/TAIL	INDICATOR	REAR FOG	REVERSE	QTY
0-294-30	0-294-31	0-294-32	0-294-33	1

LIGHTING SINGLE FUNCTION VEHICLE LIGHTS INDIVIDUAL VEHICLE LIGHTS

SLIM 6 LED REAR LAMPS

LED IP69K 12/24V

- 6 x 0.5W LEDs
- Protected to IP69K
- L 130 x W 11 x H 30mm
- E-Marked R10, R148, CE



Indicator Reversing



Top picks for EVs

DESCRIPTION	INDICATOR	REVERSE	QTY
Slim rear lamp	0-294-21	0-294-23	1

LOOKING FOR? 3-function lamps in the same size. See page 105.

SLIM 3 LED LAMPS

LED IP68 12/24V

- 3 x 3W LEDs
- Protected to IP67
- L 82 x W 9 x H 30mm
- E-Marked R10, R148, CE

REAR LAMPS

DESCRIPTION	STOP/TAIL	INDICATOR	FOG	QTY
Coloured Lens	0-097-14	0-097-11	0-097-12	1
Clear Lens	0-097-24	0-097-21	0-097-22	1

FRONT LAMPS

DESCRIPTION	INDICATOR	QTY
Clear lens	0-097-25	1



Clear lens



Stop and Tail




Indicator



Fog



WE'RE ON SOCIAL MEDIA FOLLOW US @DURITELIMITED




MARKER LAMPS

LED MARKER LAMPS

12/24V LED MARKER LAMPS

LED 12/24V



- ECE approved
- With leads
- Mounting bracket available
- L 111 x W 22 x H 50mm



DESCRIPTION	AMBER	RED	WHITE	QTY
Marker Lamp	0-170-70	0-170-65	0-170-60	1
Horizontal Bracket		0-170-99		1

12/24V LED HALO RING MARKER LAMPS

LED IP67 12/24V



- 12/24V marker lamp with 2 SMD LEDs, halo rings and reflex reflector
- Protected to IP67
- ECE approved, E-Marked
- L 116 x W 17.8 x H 47mm



DESCRIPTION	AMBER	RED	WHITE	QTY
Marker Lamp	0-171-80	0-171-75	0-171-70	1
Bracket		0-171-98		1

MARKER LAMPS WITH ADR APPROVAL



Approved



LED IP68 10-36V

- 12 SMD LEDs
- 450mm flying leads
- E-Marked, ADR approved
- L 126 x W 26 x H 51mm

DESCRIPTION	AMBER	RED	WHITE	QTY
ADR marker lamp	0-169-10	0-169-05	0-169-00	1
Underslung bracket		0-169-97		1
Flat bracket		0-169-96		1



ADR approval shows the unit is sealed, intrinsically safe & ideal for vehicles transporting dangerous goods.

12/24V LED MARKER LAMPS

LED IP67 12/24V



- Protected to IP67
- ECE approved
- 'Superseal' plug
- Requires connector 0-011-62
- L 121 x W 17 x H 44mm
- Reflex reflector

DESCRIPTION	PART NO.		QTY
	WITH SUPERSEAL PLUG	WITH LEADS	
Amber marker lamp	0-171-10*	0-171-60	1
Amber side marker with bracket	0-171-11*	0-171-61	1
Clear front marker	0-171-00*	0-171-50	1
Red rear marker	0-171-05*	0-171-55	1

*With superseal connector.

Requires Connector 0-011-62.

LIGHTING MARKER LAMPS LED MARKER LAMPS

GREAT VALUE 12/24V LED MARKER LAMPS

LED IP67 12/24V

- 2 x SMD LED
- Protected to IP67
- Supplied with 150mm flying leads & ABS bracket
- L 110 x W 8 x H 41mm
- E-Marked, R10 EMC

DESCRIPTION	AMBER SIDE	WHITE FRONT	QTY
12/24V marker lamp	0-170-90	0-170-80	1
Mounting bracket	0-170-98		1



25MM LED MINI AMBER LAMP

LED 12/24V

- Ø 25mm
- 1 x SMD Amber LED
- Polycarbonate
- 200mm flying lead
- E-Marked R91 and R10



PART NO.	DESCRIPTION	QTY
0-170-58	Amber marker lamp	1

12/24V LED MARKER LAMPS

LED 12/24V

- ECE approved
- With superseal plug
- Requires connector 0-011-62
- L 71 x W 25 x H 42mm



PART NO.	DESCRIPTION	QTY
0-170-10	Amber Side	1
0-170-05	Red Rear	1
0-170-00	White Front	1
0-170-04	Green ABS	1



12/24V LED MARKER LAMPS

LED

- Reflex reflector
- With leads
- L 120 x W 21 x H 63mm
- EEC and ECE approved

PART NO.	DESCRIPTION	QTY
0-167-10	12V Amber Side	1
0-167-05	12V Red Rear	1
0-167-00	12V White Front	1
0-167-60	24V Amber Side	1



24V LED MARKER LAMPS

LED 24V

- Reflex reflector
- 'Superseal' plug
- Requires connector 0-011-62
- L 100 x W 21 x H 50mm
- EEC and ECE approved

PART NO.	DESCRIPTION	QTY
0-168-60	Amber Side	1
0-168-55	Red Rear	1
0-169-98	Horizontal bracket	1
0-169-99	Vertical bracket	1



12/24V LED MARKER LAMPS

LED 12/24V

- Reflex reflector
- Screw cable connections
- L 108 x W 33 x H 58mm
- EEC and ECE approved

PART NO.	DESCRIPTION	QTY
0-169-60	Amber Side	1
0-169-55	Red Rear	
0-169-50	White Front	1
0-169-98	Horizontal bracket	1
0-169-99	Vertical bracket	1



With screw cable connections.

LED 12/24V OUTLINE MARKER LAMPS

12/24V LED MARKER LAMPS



LED 12/24V IP67

- Front, side and rear
- Protected to IP67
- E-Marked ECE R10.05 EMC
- Supplied with 50cm flying leads
- L 175 x H 109.5mm (L/R)
- L 85 x W 36 x H 100mm (Universal)

DESCRIPTION	LEFT HAND	RIGHT HAND	UNIVERSAL	QTY
Marker lamp	0-172-86	0-172-85	0-172-71	1



12/24V LED MARKER LAMPS WITH PARKING SENSOR



LED IP68 12/24V

- Front, side and rear clearance markers
- Sensor distance of up to 2m
- Low current draw 0.05A at 12VDC
- PC lens and ABS/rubber housing
- E-Marked
- L 216 x W 37 x H 184mm

DESCRIPTION	LEFT HAND	RIGHT HAND	QTY
Marker lamp	0-172-81	0-172-80	1

12/24V ROUND MARKER LAMPS



LED 12/24V IP68

- Protected to IP68
- ECE approved
- Supplied with 50cm flying leads

DESCRIPTION	LENGTH	RIGHT HAND	LEFT HAND	QTY
Short bent arm	L 146 x W 32 x H 145mm	0-172-40	0-172-41	1
Long bent arm	L 172 x W 34 x H 31mm	0-172-45	0-172-46	1
Short angled arm	L 109 x W 32 x H 138mm	0-172-30	0-172-31	1
Long angled arm	L 168 x W 39 x H 95mm	0-172-35	0-172-36	1
Short straight arm	L 90 x W 32 x H 85mm	0-172-20		1
Long straight arm	L 131 x W 32 x H 85mm	0-172-25		1



NUMBER PLATE LAMPS

12/24V NUMBER PLATE LAMP



LED 12/24V IP67

- Fixing centres 53mm
- Protected to IP67
- ECE approved
- ABS housing. Polycarbonate lens
- L 120 x W 58.5 x H 45mm

PART NO.	DESCRIPTION	QTY
0-453-70	Number plate lamp	1

12/24V NUMBER PLATE LAMP



LED 12/24V

- ECE approved
- Black plastic
- L 93 x W 30 x H 47mm

PART NO.	DESCRIPTION	QTY
0-453-80	Small number plate lamp	1

PLASTIC NUMBER PLATE LAMP



LED 12/24V IP67

- ECE approved
- Protected to IP67
- Fixing centres 84mm
- Supplied with 500mm flying leads
- L 105 x W 38 x H 48mm

PART NO.	DESCRIPTION	QTY
0-453-04	Number plate lamp	1

BLACK NUMBER PLATE LAMP



LED 12/24V

- 12/24V LED
- Fixing centres 53mm
- ECE and SAE approved
- L 120 x W 42 x H 46mm

PART NO.	DESCRIPTION	QTY
0-453-75	Number plate lamp	1

BLACK NUMBER PLATE LAMPS



- EEC and ECE approved
- Fixing centres 72mm
- L 102 x W 58 x H 45mm
- Supplied without festoon bulb

PART NO.	DESCRIPTION	QTY
0-453-51	Number plate lamp	1
0-453-50	Low profile version. 40mm depth, fixing centres 45mm	1

COMPACT NUMBER PLATE LAMP



- Fixing centres 68mm
- L 45 x W 38 x H 36mm
- Supplied without festoon bulb
- EEC, ECE and SAE approved

PART NO.	DESCRIPTION	QTY
0-453-52	Black plastic lamp	1

NUMBER PLATE LAMP

- EEC, ECE and SAE approved
- Fixing centres 86mm
- Black plastic, chrome
- L 116 x W 38 x H 51mm
- Supplied with 12V MCC bulbs

PART NO.	DESCRIPTION	QTY
0-453-01	Black plastic number plate lamp	1



HEADLAMPS

7" 70W LED HEADLAMP



Super Bright



H4 to H13 adaptor included.

LED R112 R7 4900LM IP67 12/24V

- 70W main beam (4900Lm)
- 55W dipped beam (3850Lm)
- 3W position light
- Protected to IP67
- Black, Aluminium housing & PC lens
- E-Marked R7, R112

PART NO.	DESCRIPTION	QTY
0-422-55	7" Headlamp	1

LED HEAD LAMPS WITH DI & DRL



LED IP68 9-32V

Approved for right hand drive (RHD) vehicles

- High beam 2 x 30W (3500Lm)
- Low beam 1 x 30W (2500Lm)
- Direction Indicator - 12 x 1W
- Daytime Running Lamp - 2 x 5W
- With 6-PIN DT connector
- Aluminium housing with PC lens
- E-Marked R10, R112, R87 & R6

PART NO.	DESCRIPTION	QTY
0-422-20	Right side head light (RHD)	1
0-422-21	Left side head light (RHD)	1

Use DT connector 0-011-46.

Available for Left Hand Drive (LHD) Vehicles
0-422-22 - Right side head light | 0-422-23 - Left side head light.



REQUIRE ADDITIONAL HELP?

Durite's expert technical team is on hand and dedicated to providing the best support for you, from training videos, product articles, to on-site visits. Whenever issues arise, our technical team is here to help

Scan the QR code to go to the online help desk or email techteam@durite.co.uk



REFLECTORS

SELF-ADHESIVE MOULDED REFLEX REFLECTORS


- White plastic base
- ECE and EEC approved
- Self-adhesive
- L 104 x W 51 x D 7mm
- Acrylic lens

PART NO.	DESCRIPTION	QTY
0-505-60	Amber reflex reflector	10
0-505-50	Clear reflex reflector	10
0-505-55	Red reflex reflector	10



SELF-ADHESIVE MOULDED REFLEX REFLECTORS

- Ø 55mm
- ECE approved



DESCRIPTION	AMBER	RED	WHITE	QTY
Reflex reflector	0-665-80	0-665-75	0-665-70	10

TWO-HOLE FIXING REFLECTOR

- Black polypropylene base
- 2-hole fixing
- L 94 x W 44 x H 6mm
- ECE approved



PART NO.	DESCRIPTION	QTY
0-507-10	Amber reflector	10

TWO-HOLE FIXING MOULDED REFLEX REFLECTORS


- Black polypropylene base
- ECE and EEC approved
- 2-hole fixing
- L 102 x W 44 x D 7.5mm
- Acrylic lens

DESCRIPTION	AMBER	RED	QTY
Reflex reflector	0-505-10	0-505-05	10



TRIANGLE MOULDED RED REFLEX REFLECTOR

- 2-hole fixing
- ECE and EEC approved
- L 138 x W 158 x D 8mm
- Acrylic lens



PART NO.	DESCRIPTION	QTY
0-229-00	Moulded acrylic red reflex reflector	4

SELF-ADHESIVE REFLEX REFLECTOR

- Moulded on back plastic self adhesive base
- Ø 80mm
- ECE approved



PART NO.	DESCRIPTION	QTY
0-665-55	Red reflex reflector	10

BULBS & BULB HOLDERS

12V PROFESSIONAL BULBS - HEADLAMP & AUXILIARY

LED BULBS ARE NOT ROAD LEGAL

BULB	DESCRIPTION	PACK 1	PACK 10	LED BULBS - PACKS OF 2 * PACK OF 1	
				WHITE	YELLOW
207	12V 5W BA15S	7-002-07	8-002-07	L-002-07W	-
209	12V 5W BA15D	-	8-002-09	-	-
233	12V 4W BA9S	7-002-33	8-002-33	-	-
239	12V 5W FESTOON 11 x 38mm	7-002-39	8-002-39	-	-
245	12V 10W BA15S	7-002-45	8-002-45	-	-
265	12V 10W FESTOON 11 x 43mm	7-002-65	-	-	-
286	12V W2 x 4.6D	7-002-86 (pack of 5)		-	-
288	12V 2W BA9S	7-002-88	8-002-88	-	-
380	12V 21/5W BAY15D	7-003-80	8-003-80	L-003-80W	-
380W	12V 21/5W W3 x 16Q 20mm CAPLESS	7-003-80W	8-003-80W	-	-
382	12V 21W BA15S	7-003-82	8-003-82	L-003-82W	-
382W	12V 21W W3 x 16D 20mm CAPLESS	7-003-82W	8-003-82W	L-003-82WW	-
382WA	12V 21W W3 x 16D 20mm CAPLESS Amber	7-003-82WA	8-003-82WA	-	-
433C	12V 6W BAX9S OSP HALOGEN	7-004-33C	-	-	-
433D	12V 21W BAY9S OSP HALOGEN	7-004-33D	-	-	-
434	12V 10W G4 CAPSULE HALOGEN	7-004-34	8-004-34	-	-
448	12V 55W H1 UV	7-004-48	8-004-48	L-004-48W*	-
453	12V 55W H3 UV HALOGEN	7-004-53	8-004-53	-	-
472	12V 60/55W H4 P43T UV	7-004-72	8-004-72	L-004-72W*	-
499	12V 55W H7 PX26D UV	7-004-99	8-004-99	L-004-99W*	-
501	12V 5W W2.1 x 9.5D 10mm	7-005-01	8-005-01	L-005-01W	-
501A	12V 5W W2.1 x 9.5D 10mm	7-005-01A	8-005-01A	-	-
504	12V 3W W2.1 x 9.5D 10mm	7-005-04	-	-	-
566	12V 21/4W BAZ15D	7-005-66	8-005-66	-	-
567	12V 21/5W BAW15D Red	7-005-67	8-005-67	-	-
581	12V 21 W BAU15S	7-005-81	8-005-81	-	L-005-81Y
584	12V 21W BAW15S Red	7-005-84	-	-	-
896	12.8V 37.5W PGJ13 HALOGEN Clear	7-008-96	-	-	-
921B	12V 16W W2.1 x 9.5D 35mm	7-009-21B	8-009-21B	-	-
G41	12V G4 SMD LED	-	-	L-00G-41W*	-
9005	12V 60W HB3 RT/ANG	7-090-05	-	-	-
9006	12V 51W HB4 RT/ANG	7-090-06	8-090-06	-	-
H9	12V H9 PGJ19	-	-	L-00H-09W*	-
H11	12V 55W H11 PGJ19-2	7-00H-11	8-00H-11	L-00H-11W*	-

REQUIRE A BULB DISPENSER RACK?

- ✓ High quality 12V or 24V bulb dispenser
- ✓ Dispenser includes 118 pieces
- ✓ H 320 x W 690 x D 120mm



7-999-12 | 12V bulb dispenser



7-999-24 | 24V bulb dispenser



Standalone or wall mounted

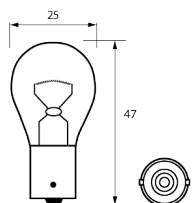
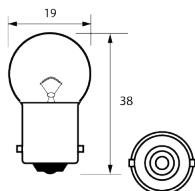
24V PROFESSIONAL BULBS - HEADLAMP & AUXILIARY

LED BULBS ARE NOT ROAD LEGAL

BULB	DESCRIPTION	PACK 1	PACK 10	LED BULBS - PACKS OF 2			
				BLUE	RED	WHITE	YELLOW
149	24V 5W BA15S	7-001-49	8-001-49	-	L-001-49R	L-001-49W	L-001-49Y
150	24V 5W BA15D	7-001-50	8-001-50	-	-	-	-
241	24V 21W BA15S	7-002-41	8-002-41	-	-	L-002-41W	L-002-41Y
242	24V 5W FESTOON 11 x 38mm	7-002-42	8-002-42	L-002-42B	-	L-002-42W	-
246	24V 10W BA15S	7-002-46	8-002-46	-	-	L-002-46W	-
249	24V 4W BA9S	7-002-49	8-002-49	-	-	L-002-49W	-
274	24V 10W FESTOON 11 x 43mm	-	8-002-74	-	-	-	-
276	24V 15W FESTOON 15 x 43mm	-	8-002-76	-	-	-	-
289	24V 2W BA9S	7-002-89	8-002-89	-	-	-	-
334	24V 21/5W BAY15D	7-003-34	8-003-34	-	-	L-003-34W	-
346	24V 21W BA15D	7-003-46	8-003-46	-	-	-	-
433E	24V 21W BAY9S OSP HALOGEN	7-004-33E	8-004-33E	-	-	-	-
434F	24V 10W G4 CAPSULE HALOGEN	-	8-004-34F	-	-	-	-
460	24V 70W H3 HALOGEN	7-004-60	8-004-60	-	-	-	-
466	24V 70W H1 HALOGEN	7-004-66	8-004-66	-	-	-	-
475	24V 75/70W H4 P43T HALOGEN	7-004-75	8-004-75	-	-	-	-
499A	24V 70W H7 XENON	7-004-99A	8-004-99A	-	-	-	-
505	24V 3W W2.1 x 9.5D 10mm	-	8-005-05	-	-	-	-
507	24V 5W W2.1 x 9.5D 10mm	7-005-07	8-005-07	L-005-07B	-	L-005-07W	L-005-07Y
508	24V W2.4 x 4.6D	7-005-08 (pack of 5)		-	-	L-005-08W	-
566A	24V 21/4W BAZ15D	7-005-66A	-	-	-	-	-
581A	24V 21W BAU15S Amber	7-005-81A	8-005-81A	-	-	-	-
874	28V 7W BA15S	-	8-008-74	-	-	-	-
875	28V 7W BA15D	-	8-008-75	-	-	-	-
H11A	24V 70W H11 PGJ19-2 HALOGEN	7-00H-11A	8-00H-11A	-	-	-	-

BULBS

BA15S BULBS



BULB	TYPE	PACK 1	PACK 10	LED		
				PACK 2 - RED	PACK 2 - WHITE	PACK 2 - YELLOW
207	12V, 5W	7-002-07	8-002-07	-	L-002-07W	-
245	12V, 10W	7-002-45	8-002-45	-	-	-
149	24V, 5W	7-001-49	8-001-49	L-001-49R	L-001-49W	L-001-49Y
246	24V, 10W	7-002-46	8-002-46	-	L-002-46W	-
874	28V, 7W	-	8-008-74	-	-	-

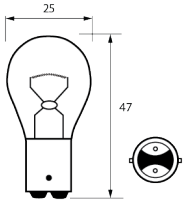
BULB	TYPE	PACK 1	PACK 10	LED	
				PACK 2 - WHITE	PACK 2 - YELLOW
382	12V, 21W	7-003-82	8-003-82	L-003-82W	-
241	24V, 21W	7-002-41	8-002-41	L-002-41W	L-002-41Y

LIGHTING BULBS & BULB HOLDERS BULBS

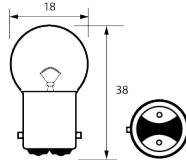
BULBS

LED BULBS ARE NOT ROAD LEGAL

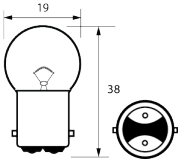
BA15D BULBS



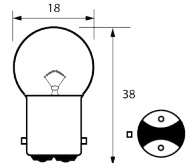
BULB	TYPE	PACK 1	PACK 10
346	24V, 21W	7-003-46	8-003-46



BULB	TYPE	PACK 1	PACK 10
150	24V, 5W	7-001-50	8-001-50

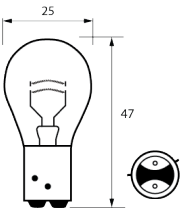


BULB	TYPE	PACK 10
209	12V, 5W	8-002-09



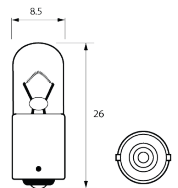
BULB	TYPE	PACK 10
875	28V, 7W	8-008-75

BAZ15D BULBS



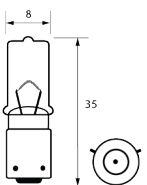
BULB	TYPE	PACK 1	PACK 10
566	12V, 21/4W	7-005-66	8-005-66
566A	24V, 21/4W	7-005-66A	-

BA9S BULBS

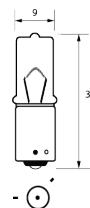


BULB	TYPE	PACK 1	PACK 10	LED
233	12V, 4W	7-002-33	8-002-33	-
288	12V, 2W	7-002-88	8-002-88	-
249	24V, 4W	7-002-49	8-002-49	L-002-49W
289	24V, 2W	7-002-89	8-002-89	-

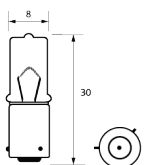
BAX9S & BAY9S OSP BULBS



BULB	TYPE	PACK 1
433D	12V, 21W	7-004-33D



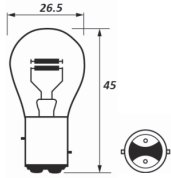
BULB	TYPE	PACK 1	PACK 10
433E	24V, 21W	7-004-33E	8-004-33E



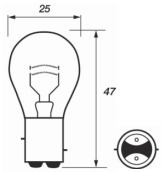
BULB	TYPE	PACK 1
433C	12V, 6W	7-004-33C

LIGHTING BULBS & BULB HOLDERS BULBS

BAY15D BULBS

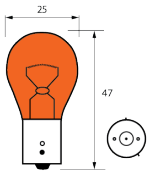


BULB	TYPE	PACK 1	PACK 10	LED	
				PACK 2 - WHITE	
334	24V, 21/5W	7-003-34	8-003-34	L-003-34W	



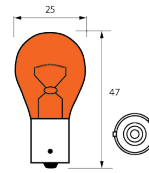
BULB	TYPE	PACK 1	PACK 10	LED	
				PACK 2 - WHITE	
380	12V, 21/5W	7-003-80	8-003-80	L-003-80W	

BAU15S AMBER BULBS



- Amber bulb

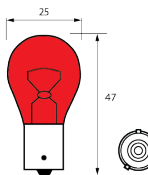
BULB	TYPE	PACK 1	PACK 10
581	12V, 21W	7-005-81	8-005-81



BULB	TYPE	PACK 1	PACK 10
581A	24V, 21W	7-005-81A	8-005-81A

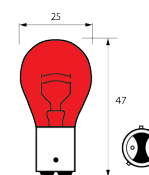
BULB	LED - YELLOW PACK 2
581	L-005-81Y

BAW15S RED BULBS



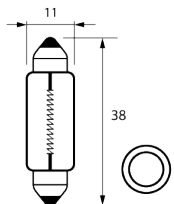
- Red bulb

BULB	TYPE	PACK 1
584	12V, 21W	7-005-84



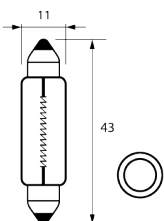
BULB	TYPE	PACK 1
567	12V, 21/5W	7-005-67

FESTOON BULBS



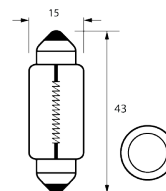
- 11 x 38mm

BULB	TYPE	PACK 1	PACK 10	LED	
				PACK 2 - BLUE	PACK 2 - WHITE
239	12V, 5W	7-002-39	8-002-39	-	-
242	24V, 5W	7-002-42	8-002-42	L-002-42B	L-002-4W



- 11 x 43mm

BULB	TYPE	PACK 1	PACK 10
265	12V, 10W	7-002-65	-
274	24V, 10W	-	8-002-74



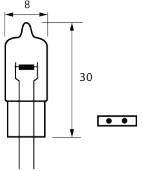
- 15 x 43mm

BULB	DESCRIPTION	PACK 10
276	24V, 15W	8-002-76

BULBS

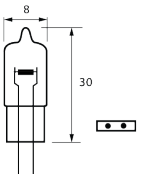
LED BULBS ARE NOT ROAD LEGAL

G4 CAPSULE HALOGEN BULBS



BULB	TYPE	PACK 1	PACK 10
		PART NO.	PART NO.
434	12V, 10W	7-004-34	8-004-34
434F	24V, 10W	-	8-004-34F

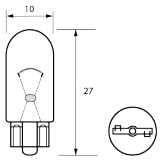
G4 SMD LED BULBS



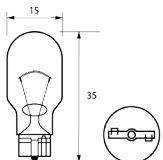
BULB	TYPE	LED
		PACK 1 - WHITE
G41	12V	L-00G-41W

W2.1 X 9.5D BULBS

- 10mm



BULB	TYPE	PACK 1	PACK 10	LED		
				PACK 2 - BLUE	PACK 2 - WHITE	PACK 2 - YELLOW
501	12V, 5W	7-005-01	8-005-01	-	L-005-01W	-
501A	12V, 5W, Amber	7-005-01A	8-005-01A	-	-	-
504	12V, 3W	7-005-04	-	-	-	-
505	24V, 3W	-	8-005-05	-	-	-
507	24V, 5W	7-005-07	8-005-07	L-005-07B	L-005-07W	L-005-07Y

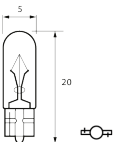


- 35mm

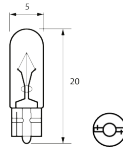
BULB	TYPE	PACK 1	PACK 10
921B	12V, 16W	7-009-21B	8-009-21B

W2 X 4.6D MINI CAPLESS

- Suitable for modular switches on pages 128



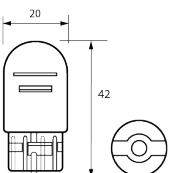
BULB	TYPE	PACK 5
286	12V, 1.2W	7-002-86



BULB	TYPE	PACK 5	LED
			PACK 2 - WHITE
508	24V, 1.2W	7-005-08	L-005-08W

W3 X 16Q MINI CAPLESS

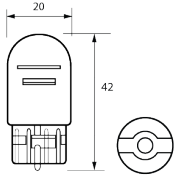
- 20mm



BULB	TYPE	PACK 1	PACK 10
380W	12V, 21/5W	7-003-80W	8-003-80W

LIGHTING BULBS & BULB HOLDERS BULBS

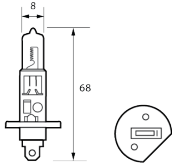
W3 X 16D MINI CAPLESS



- 20mm

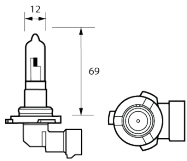
BULB	TYPE	PACK 1	PACK 10	LED
				PACK 2 - WHITE
382W	12V, 21W, Clear	7-003-82W	8-003-82W	L-003-82WW
382WA	12V, 21W, Amber	7-003-82WA	8-003-82WA	-

H1 BULBS



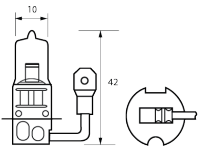
BULB	TYPE	PACK 1	PACK 10	LED
				PACK 1 - WHITE
448	12V, 55W	7-004-48	8-004-48	L-004-48W
466	24V, 70W	7-004-66	8-004-66	-

HB3 RT/ANG BULBS



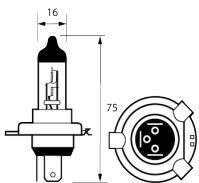
BULB	TYPE	PACK 1
9005	12V, 60W	7-090-05

H3 HALOGEN BULBS



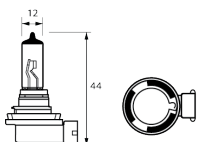
BULB	TYPE	PACK 1	PACK 10
453	12V, 55W UV Halogen	7-004-53	8-004-53
460	24V, 70W Halogen	7-004-60	8-004-60

H4 P43T BULBS



BULB	TYPE	PACK 1	PACK 10	LED
				PACK 1 - WHITE
472	12V, 60/55W UV	7-004-72	8-004-72	L-004-72W
475	24V, 75/70W	7-004-75	8-004-75	-

H11 PGJ19-2 BULBS



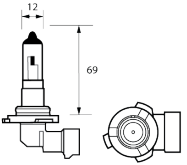
BULB	TYPE	PACK 1	PACK 10	LED
				PACK 1 - WHITE
H11	12V, 55W	7-00H-11	8-00H-11	L-00H-11W
H11A	24V, 70W	7-00H-11A	8-00H-11A	-

LIGHTING BULBS & BULB HOLDERS BULBS

BULBS

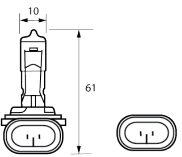
LED BULBS ARE NOT ROAD LEGAL

HB4 RT/ANG BULBS



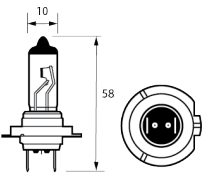
BULB	TYPE	PACK 1	PACK 10
9006	12V, 51W	7-090-06	8-090-06

PGJ13 HALOGEN CLEAR BULBS



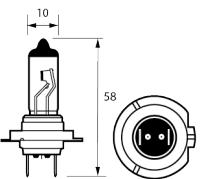
BULB	TYPE	PACK 1
896	12V, 37.5W	7-008-96

H7 PX26D UV BULBS



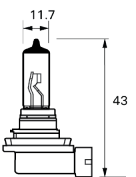
BULB	TYPE	XENON		LED
		PACK 1	PACK 10	PACK 1 - WHITE
499	12V, 55W	7-004-99	8-004-99	L-004-99W

H7 XENON



BULB	TYPE	PACK 1	PACK 10
499A	24V, 70W	7-004-99A	8-004-99A

H9 PGJ19-5 LED BULB



BULB	TYPE	LED
		PACK 1 - WHITE
H9	12V	L-00H-09W



LIGHTING BULBS & BULB HOLDERS BULBS

BULB HOLDERS

T10 WEDGE SINGLE BULB HOLDER



- Twist fit
- Plastic with 100mm lead

PART NO.	DESCRIPTION	QTY
0-705-11	T10 wedge bulb holder	1

T10 WEDGE SINGLE BULB HOLDER



- 100mm lead
- Push fit 12.5mm hole

PART NO.	DESCRIPTION	QTY
0-705-12	T10 wedge bulb holder	1

BA9S BULB HOLDER



- Metal
- 130mm flying lead

PART NO.	DESCRIPTION	QTY
0-705-01	BA9s bulb holder	1

BA15S BULB HOLDER



- Metal
- 130mm flying lead

PART NO.	DESCRIPTION	QTY
0-705-02	BA15s bulb holder	1

BAY15D BULB HOLDER



- Metal
- 130mm flying leads

PART NO.	DESCRIPTION	QTY
0-705-03	BAY15d bulb holder	1

SBC BATTEN LAMP HOLDER



- 3-hole fixing
- Spring loaded contacts

PART NO.	DESCRIPTION	QTY
0-705-00	SBC batten lamp holder	1

H1 BULB HOLDER

- Ceramic
- 100mm lead



PART NO.	DESCRIPTION	QTY
0-705-21	H1 bulb holder	1

H4 BULB HOLDER

- Ceramic
- 100mm leads



PART NO.	DESCRIPTION	QTY
0-705-22	H4 bulb holder	1

H4 BULB HOLDERS

- Plastic
- Complete with terminals



PART NO.	DESCRIPTION	QTY
5-539-51	Single unit	1

H7 BULB HOLDER

- Ceramic
- 100mm leads



PART NO.	DESCRIPTION	QTY
0-705-23	H7 bulb holder	1

H8 BULB HOLDER

- Plastic
- 100mm leads



PART NO.	DESCRIPTION	QTY
0-705-24	H8 bulb holder	1

H10 AND HB3 BULB HOLDER

- Ceramic
- 100mm leads



PART NO.	DESCRIPTION	QTY
0-705-25	H10/HB3 bulb holder	1

HB4 BULB HOLDER

- Ceramic
- 100mm leads

PART NO.	DESCRIPTION	QTY
0-705-26	HB4 bulb holder	1



HIGH QUALITY MERCHANDISE

Raise awareness among customers with Durite Merchandising.

A wide range of tools to choose from;

- Stands & display units
- Durite Catalogue
- Brochures & Flyers
- Signs & Posters



SCAN THE QR CODE TO EXPLORE MERCHANDISE AVAILABLE



“IMPROVE YOUR CUSTOMER EXPERIENCE”

Durite Point-of-sale (POS) displays are versatile and suitable for showcasing any product, whether through standalone units or compact counter displays.


Contact your local Durite Rep for more information, or visit www.durite.co.uk



Tall & short options, with or without products, contact your Rep to find out more.

03

SWITCHES & INDICATORS



**EXTENSIVE RANGE
COVERING OVER
90% OF VEHICLE
APPLICATIONS.**

BATTERY ISOLATORS	124
IGNITION SWITCHES	128
DASHBOARD SWITCHES	130
TOGGLE SWITCHES	134
ROTARY SWITCHES	139
PUSH BUTTON SWITCHES	140
PUSH/PULL SWITCHES	141
DOOR & FOOT SWITCHES	142
PUSH BUTTON CONTROLS	143

EXTERNAL SWITCHES


BATTERY ISOLATORS

SINGLE POLE

250A REMOVABLE HANDLE



- Rated 250A at 24V and 2150A for 5 seconds
- M10 Terminals
- Requires 24mm hole
- Splash proof to IP54




PART NO.	DESCRIPTION	QTY
0-605-52	Battery isolator	1

250A FIXED HANDLE



- Fixed handle
- Rated 250A at 24V and 2500A for 5 seconds
- M10 studs and requires 30.5mm hole
- Replaces Ford / Iveco 4822229



PART NO.	DESCRIPTION	QTY
0-605-60	Battery isolator	1

400A REMOVABLE KEY



- Removable key with lockout, splash proof cover, IP65
- Rated 400A at 24V and 4000A for 5 seconds
- M10 studs and requires 24mm hole 8mm lock hole



PART NO.	DESCRIPTION	QTY
0-605-53	Battery isolator	1

250A FIXED 'T' KEY



- Rated 250A at 24V and 2150A for 5 seconds
- M10 terminals
- Requires 30.5mm hole
- Waterproof to IP67




PART NO.	DESCRIPTION	QTY
0-605-62	Battery isolator	1

150A BATTERY SWITCH WITH REMOVABLE KEY



- Single throw on/off isolator with removable handle
- 24VDC max
- 150A continuous
- 1000A max for 5 seconds
- M10 terminals
- Protected to IP65



PART NO.	DESCRIPTION	QTY
0-605-05	Battery isolator	1
0-605-96	Replacement key	1

100A REMOVABLE KEY



- Battery isolator with removable key in the 'On' or 'Off' positions.
- Rated 100A at 24V, 500A for 5 seconds
 - M10 studs and 22.5mm hole
 - Supplied with 2 keys




PART NO.	DESCRIPTION	QTY
0-605-20	Battery isolator	1
0-605-19	Blank/uncut key	1

100A REMOVABLE KEY



- Rated 100A at 24V and 500A for 5 seconds
- M8 studs and requires 24mm hole
- Splash proof cover



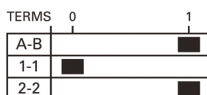
PART NO.	DESCRIPTION	QTY
0-605-00	Battery isolator	1
0-605-99	Replacement key	1

SWITCHES & INDICATORS EXTERNAL SWITCHES BATTERY ISOLATORS

100A REMOVABLE KEY

Battery isolator with removable key and splash proof cover.

- With independent ignition switching and controlled earth leakage through a resistor to avoid damage through load dumping
- Rated 100A at 24V and 500A for 5 seconds
- M10 studs



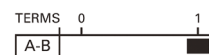
PART NO.	DESCRIPTION	QTY
0-605-90	Battery isolator	1

PART NO.	DESCRIPTION	QTY
0-605-98	Replacement key	1

75A REMOVABLE KEY

Battery isolator with removable key in the 'Off' position.


- Rated 75A at 24V, 200A for 5 seconds
- M10 studs and requires 22.5mm hole
- Supplied with 2 keys



PART NO.	DESCRIPTION	QTY
0-605-21	Battery isolator	1
0-605-19	Blank/uncut key	1

100A KNOB

- Rated 100A at 24V and 500A for 5 seconds
- M10 studs and requires 19.5mm hole
- Replaces SSB106




PART NO.	DESCRIPTION	QTY
0-605-01	Battery isolator	1



100A KNOB

- Rated 100A at 24V and 500A for 5 seconds
- M10 studs, requires 19.5mm hole and two 4mm fixing holes
- Replaces SSB103



PART NO.	DESCRIPTION	QTY
0-605-02	Battery isolator	1



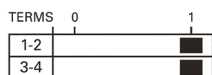
DOUBLE POLE

250A REMOVABLE KEY



Battery isolator, double pole with removable key and splash proof cover.

- Rated 250A at 24V and 2500A for 5 seconds
- Connects or disconnects both poles simultaneously
- Requires 24mm hole, M10 studs
- Housing protected to IP66



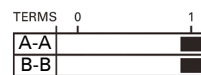
PART NO.	DESCRIPTION	QTY
0-605-54	Battery isolator	1
0-605-56	Replacement key	1

125A FIXED HANDLE



Double pole battery isolator with fixed handle.

- Rated at 125A continuous 500A for 15 seconds
- 3/8" - 24 studs and requires 18.6mm hole



PART NO.	DESCRIPTION	QTY
0-605-22	Battery isolator	1

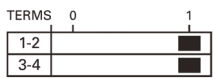
MARINE

250A FIXED HANDLE



Marine double pole battery isolator with fixed handle.

- Rated 250A at 24V and 2500A for 5 seconds
- Connects or disconnects both poles simultaneously
- M10 studs




PART NO.	DESCRIPTION	QTY
0-605-26	Fixed handle	1

300A REMOVABLE KNOB



Marine battery isolator with removable control knob (off position).

- Rated at 300A continuous (1hr) at 48VDC and 1000A for 5 seconds
- M10 studs
- L 69 x W 77 x H 69mm
- CE approved



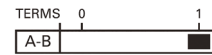
PART NO.	DESCRIPTION	QTY
0-605-11	Removable knob	1
0-605-94	Replacement knob	1

550A FIXED KNOB



Marine battery isolator with fixed control knob with padlock hole.

- Rated at 550A continuous (1hr) and 2500A for 5 seconds, max 48VDC
- M12 studs
- L 102 x W 90 x H 102mm
- CE approved



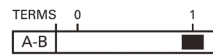
PART NO.	DESCRIPTION	QTY
0-605-12	Fixed knob	1

75A REMOVABLE KEY



Marine battery isolator with removable key and splash proof cover.

- Rated 75A at 24V, 200A for 5 seconds
- M8 studs and requires 22.5mm hole



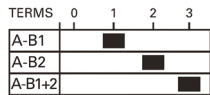
PART NO.	DESCRIPTION	QTY
0-605-13	Battery isolator	1
0-605-97	Replacement key	1

310A KNOB



Marine battery isolator and change over switch with solid copper contacts.

- Rated 310A continuous and 500A for 5 seconds, max 36VDC
- Selects between batteries one, two, both or off
- M10 studs
- L 160 x W 72 x H 160mm



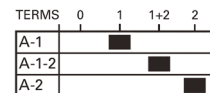
PART NO.	DESCRIPTION	QTY
0-605-10	Knob	1

300A REMOVABLE KNOB



Marine battery isolator with removable control knob (in 1 or 2 position).

- Rated at 300A continuous (1hr) at 48VDC and 1000A for 5 seconds
- Selects between batteries one, two, both or off
- M10 studs
- L 69 x W 77 x H 69mm
- CE approved



PART NO.	DESCRIPTION	QTY
0-605-09	Removable knob	1

SWITCHES & INDICATORS EXTERNAL SWITCHES BATTERY ISOLATORS

EMERGENCY ISOLATORS

150A, 48V

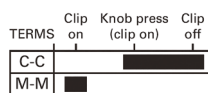


Emergency push button battery isolator.

- Turn button 45° to switch on, push to disconnect
- Rated 150A at 48V and 500A for 10 seconds
- M8 studs and requires 41mm hole
- Protected to IP66

PART NO.	DESCRIPTION	QTY
0-605-40	150A	1

15A, 12V



Marine emergency cut-off switch with lanyard, cut-out can also be operated with lanyard clip in place by pressing knob, suitable for coil or magneto ignition.

- 6.3mm blade terminals
- 16mm panel hole
- Rated at 15A at 12V

PART NO.	DESCRIPTION	QTY
0-605-41	15A	1

AIR SWITCH

72.5 PSI

- 72.5psi / 5.0bar
- M12 x 1.5
- Replaces Wabco 441 014 015 0

PART NO.	DESCRIPTION	QTY
0-577-20	72.5 PSI	1



REMOTE BATTERY SWITCHES

300A, 12V

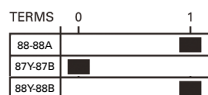


Battery isolator, 12V, single pole electrically remotely switched.

- Bosch 'U' type fixing bracket
- Rated at 300A continuous, 600A for 20 seconds and 2400A for 1 seconds
- M10 and M5 studs

PART NO.	DESCRIPTION	QTY
0-605-33	300A	1

300A, 24V

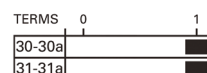


Battery isolator, 24V, single pole, with auxiliary circuit electrically remotely switched.

- Side mount bracket
- Rated at 300A continuous, 600A for 20 seconds and 2400A for 1 seconds
- M10 and M4 studs

PART NO.	DESCRIPTION	QTY
0-605-63	300A	1

250A, ISOLATED RETURN



Battery isolator, double pole, electrically remotely switched.

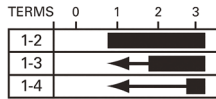

- Isolated return
- Rated 250A at 24V and 2500A for 5 seconds
- Terminal sizes M10 and M5
- Protected to IP65
- CE approved
- Resists pressure water jets

PART NO.	DESCRIPTION	QTY
0-605-44	24V	1

IGNITION SWITCHES

METAL IGNITION SWITCHES

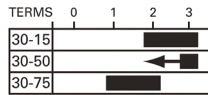
OFF/IGNITION/PRE-HEAT/HEAT START



- 4 position switch, off/ignition/pre-heat/heat start.
- Ø 16mm panel hole
 - Supplied with two keys
 - Replaces Lucas 34228, 35670

PART NO.	DESCRIPTION	QTY
0-351-06	4 position switch	1
0-351-10	Replacement key	1

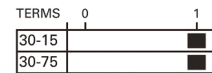
OFF/ACCESSORY/IGNITION/START



- 4 position switch, off/accessory/ignition/start.
- Ø 22mm panel hole
 - Supplied with two universal keys

PART NO.	DESCRIPTION	QTY
0-351-05	4 position switch	1
0-351-09	Spare universal key	1
0-351-90	Splash-proof key slot cover	1

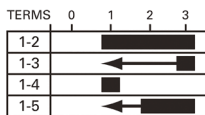
OFF/ON



- 2 position switch, off/on.
- Ø 22mm panel hole
 - Supplied with two universal keys

PART NO.	DESCRIPTION	QTY
0-351-01	2 position switch	1
0-351-09	Spare universal key	1
0-351-90	Splash-proof key slot cover	1

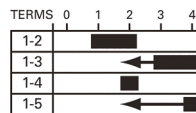
OFF/IGNITION/PRE-HEAT/HEAT START



- 4 position switch, off/ignition/pre-heat/heat start.
- Ø 16mm panel hole
 - Supplied with two keys
 - Replaces Lucas 35327

PART NO.	DESCRIPTION	QTY
0-351-04	4 position switch	1
0-351-10	Replacement key	1

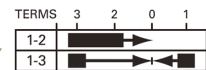
OFF/ACCESSORY/IGNITION/PRE-HEAT/HEAT START



- 5 position switch, off/accessory/ignition/pre-heat/heat start.
- Ø 19mm panel hole
 - Supplied with two keys
 - Replaces Lucas 36614

PART NO.	DESCRIPTION	QTY
0-351-08	5 position switch	1
0-351-10	Replacement key	1

START/OFF/PRE-HEAT/HEAT START



- 4 position switch, start/off/pre-heat/heat start.
- Ø 16mm panel hole
 - Supplied with two keys
 - Replaces Lucas 35630

PART NO.	DESCRIPTION	QTY
0-351-07	4 position switch	1
0-351-10	Replacement key	1

PLASTIC IGNITION SWITCHES

ACCESSORY/OFF/ACCESSORY AND IGNITION/ PRE-HEAT/START

TERMS	P	0	1	2	3
30-58	█			█	
30-15/54			█	█	
30-19		←	█		
30-17		←	█		
30-50a		←	█		

5 position switch, accessory/off/accessory and ignition/pre-heat/start.

- Ø 26mm panel hole
- Protected to DIN400050, IP64
- Supplied with two shrouded keys
- 100 key type

PART NO.	DESCRIPTION	QTY
0-351-55	5 position switch	1
0-351-11	Spare blank/uncut key	1
0-351-56	Switch as above but with single common 14607 keys	1
0-351-59	Spare 14607 key	1



ACCESSORY/OFF/ACCESSORY AND IGNITION/ START

TERMS	P	0	1	2
30-58	█			█
30-15/54			█	█
30-50a		←	█	

4 position switch, accessory/off/accessory and ignition/start.

- Ø 26mm panel hole
- Protected to DIN40050 IP64
- Supplied with two shrouded keys
- 100 key type

PART NO.	DESCRIPTION	QTY
0-351-51	4 position switch	1
0-351-11	Spare blank/uncut key	1



OFF/IGNITION/PRE-HEAT/START

TERMS	0	1	2	3
30-15/54			█	█
30-19		←	█	
30-17		←	█	
30-50a		←	█	

4 position switch off/ignition/pre-heat/start.

- Ø 26mm panel hole
- Supplied with two keys (No.14603)

PART NO.	DESCRIPTION	QTY
0-351-20	4 position switch	1
0-351-29	Spare 14603 key	1



PARK/OFF/IGNITION/START

TERMS	P	0	1	2
30-P	█			
30-15			█	█
30-15a			█	
30-50		←	█	

4 position switch, park/off/ignition/start.

- Ø 19mm panel hole
- Supplied with two keys
- 200 key types

PART NO.	DESCRIPTION	QTY
0-351-03	4 position switch	1
0-351-14	Spare blank/uncut key	1



DASHBOARD SWITCHES

ROCKER SWITCHES & WARNING LIGHTS

LED MODULAR ROCKER SWITCHES



LED Rocker switches offering a range of functions. The complete product can be accommodated in an industry standard panel cut out or gang mounted on a choice of frames.

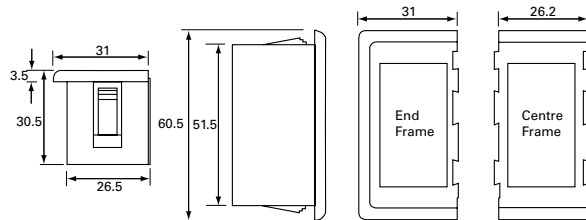


Top pick for EVs

- 1 or 2 LED illuminations
- 12/24V
- Protected to IP66 (front)
- Choice of lens legends and colours
- 20A at 12VDC and 10A at 24VDC

STEP1 | SELECT YOUR PANEL

- 1 SWITCH ONLY - no ganging frame needed, go to step 2
- 2+ SWITCHES - build your panel using our ganging frames



DESCRIPTION	PART NO.
GANG MOUNTING FRAMES	
End Frame	0-798-10
Middle Frame	0-798-11
Blank Plate	0-798-98
TERMINAL CONNECTOR BLOCK (optional)	
Connector block	0-798-99
TOOLS	
Rocker switch removal tool	0-798-95

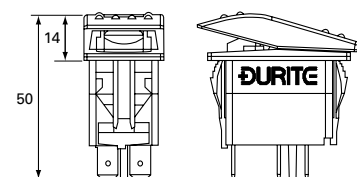
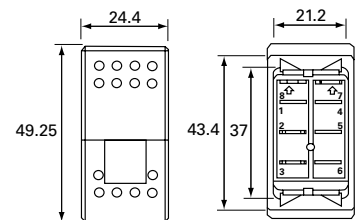
Panel cut-out for single switch:
W 21.2 x H 37.5mm.

Panel cut-out for 2 end frames:
W 53 x H 51.5mm, add W 26.2mm for each centre frame.

STEP2 | SELECT YOUR BODY

FUNCTIONS / ILLUMINATION

FUNCTION	SINGLE POLE	DOUBLE POLE	1 ILLUMINATION	2 ILLUMINATIONS	PART NO.
2-POSITION SWITCH					
Off/On	x		x		0-780-51
		x	x		0-780-61
Off/Momentary On	x		x		0-781-51
		x	x		0-781-61
Change-Over	x			x	0-782-52
		x		x	0-782-62
3-POSITION SWITCH					
On/Off/On	x			x	0-784-52
		x		x	0-784-62
On/Off/Momentary On	x			x	0-785-52
		x		x	0-785-62
Momentary On/Off/Momentary On	x			x	0-786-52
		x		x	0-786-62
On/On/On		x	x		0-789-62



SWITCHES & INDICATORS DASHBOARD SWITCHES ROCKER SWITCHES & WARNING LIGHTS

STEP3 | SELECT YOUR ROCKER

ONE OR TWO LENSES

DESCRIPTION	PART NO.
One lens rocker	0-795-XX
Two-lens rocker	0-796-XX



One lens rocker. Two-lens rocker.

XX - Select a lens colour (blank) or white lens with logo and add extension to part number.

LENS COLOUR

	amber	0-79X-90
	red	0-79X-95

	blue	0-79X-92
	white	0-79X-97

	green	0-79X-94
--	-------	----------

These are blank lenses.

WHITE LENS WITH LOGO

The legends are printed on the white lenses, these can be printed on other coloured lenses to order subject to minimum quantity.

	windscreen wiper	0-79X-01
	windscreen washer	0-79X-02
	rear screen wiper	0-79X-03
	headlamp wiper/washer	0-79X-04
	headlamp washer	0-79X-05
	side lights	0-79X-06
	front fog lamps	0-79X-08
	rear fog lamps	0-79X-09
	front/rear work lamps	0-79X-10
	front work lamp	0-79X-11
	rear work lamp	0-79X-12
	5th wheel work lamp	0-79X-13
	lights	0-79X-14
	interior lamps	0-79X-15

	hazard beacon	0-79X-18
	diesel pre-heat	0-79X-20
	fan	0-79X-21
	air conditioning	0-79X-22
	heated seat	0-79X-23
	windscreen demist	0-79X-24
	rear window demist	0-79X-25
	wing mirror demist	0-79X-26
	horn	0-79X-34
	down	0-79X-37
	up	0-79X-38
	up down	0-79X-39
	fuel tank change over	0-79X-41
	fuel tank two	0-79X-43

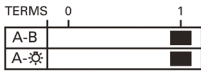
	winch	0-79X-47
	slow	0-79X-48
	fast	0-79X-49
L	left	0-79X-50
R	right	0-79X-51
1	on/one	0-79X-52
	rear window wiper/washer	0-79X-53
	rear window washer	0-79X-54
	lock	0-79X-55
	unlock	0-79X-56
	window lift	0-79X-44
	power	0-79X-45
	instrument lamps	0-79X-16
	reading lamp	0-79X-17

EXAMPLE

If you want to order a two-lens rocker with horn logo, you will need to order
 - a body 2-position, On/Off single pole switch 0-780-51 (STEP2) and
 - a two-lens rocker 0-796-xx with a white lens with horn logo 0-79x-34, so 0-796-34 (STEP3)

OTHER ROCKER SWITCHES

POPULAR ON/OFF

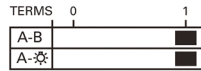


On/off, single pole switch, plastic rocker.

- 12/24V LED indicator
- 4.8mm blade terminals
- Snap fits into Ø 20mm panel hole
- 10A at 12VDC rating

PART NO.	DESCRIPTION	QTY
0-531-01	Non-illuminated	1
0-531-02	Blue LED	1
0-531-04	Green LED	1
0-531-05	Red LED	1
0-531-10	Amber LED	1
3-531-05	Red LED	100

ON/OFF SWITCH WITH LOGO





Amber, on/off single pole switch, plastic rocker.

- 12/24V LED indicator
- 4.8mm blade terminals
- Snap fits into 20mm Ø panel hole
- 10A at 12V DC rating

DESCRIPTION	PACK 1	PACK 50
	PART NO.	PART NO.
Beacon symbol	0-531-18	4-531-18
Work lamp symbol	0-531-11	4-531-11
5th wheel symbol	0-531-13	4-531-13

WITH OR WITHOUT COVER

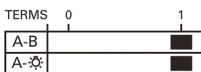


12V, On/off, single pole switch, plastic rocker and 4.8mm blade terminals.

- Snap fits into rectangular panel hole 19.5 x 13mm
- 10A at 12VDC rating

PART NO.	DESCRIPTION	QTY
0-530-01	Without cover	1
0-530-51	With flexible PVC cover	1

ILLUMINATED RED OR AMBER




On/off single pole illuminated round rocker switch.

- 4.8mm blade terminals
- Snap fits into Ø 20mm panel hole
- 20A at 12V rating

PART NO.	DESCRIPTION	QTY
0-531-25	Red LED 12V	1
0-531-30	Amber LED 12V	1

MINI ON/OFF

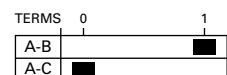



On/off, single pole switch, miniature plastic rocker and 4.8mm blade terminals.

- Snap fits into Ø 15mm panel hole
- 6A at 12VDC rating

PART NO.	DESCRIPTION	QTY
0-531-00	Mini on/off	1

ON/ON CHANGE-OVER



12/24V Change-over or on/off, single pole switch and plastic rocker.

- 4.8mm blade terminals
- 10A at 12V DC rating

PART NO.	DESCRIPTION	QTY
0-530-02	On/on change over	1

SWITCHES & INDICATORS DASHBOARD SWITCHES ROCKER SWITCHES & WARNING LIGHTS

WARNING LIGHTS

12V MINI CLASSIC



Warning light with 12V 2W BA7s bulb.

- Ø 13mm panel hole and 6.3mm blade terminals
- Re-lamped from rear of panel

LENS	PACK 1	PACK 100
	PART NO.	PART NO.
Blue	0-609-02	-
Green	0-609-04	-
Red	0-609-05	3-609-05
Amber	0-609-10	3-609-10

12/24V MICRO LED



Warning light, 12/24V LED, for push fit into 8.2mm panel hole.

- Supplied with 300mm leads
- Warning - observe polarity, red +ve, black -ve

LENS	12V	24V	QTY
Green	0-607-04	0-607-24	1
Red	0-607-05	0-607-25	1
Amber	0-607-10	0-607-30	1
Red - Flashing	0-607-55	0-607-75	1

LED WARNING



Warning light, 12/24V LED indicator.

- 4.8mm blade terminals
- Snap fits into Ø 20mm panel hole

LENS	PART NO.	QTY
Blue	0-607-32	1
Green	0-607-34	1
Red	0-607-35	1
Amber	0-607-40	1

BULB WARNING



Warning light, supplied without 9mm BA9s bulb.

- 17mm panel hole and 6.3mm terminals
- Re-lamped from front of panel
- 2W bulb max

LENS	PART NO.	QTY
Green	0-609-64	1
Red	0-609-65	1
Amber	0-609-70	1

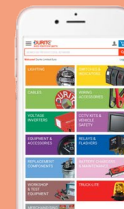
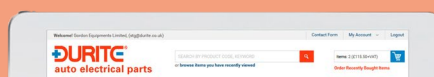
WITH SYMBOLS



Warning light, supplied without 9mm BA9s bulb.

- 17mm panel hole and 6.3mm terminals
- Re-lamped from front of panel
- 2W bulb max

LENS	PART NO.	SYMBOLS	QTY
Red	0-609-51		1
Red	0-609-53		1
Red	4-609-54		1
Green	0-609-57		1




FOR MORE INFO, VISIT WWW.DURITE.CO.UK
OR CONTACT INFO@DURITE.CO.UK

TOGGLE SWITCHES

2 POSITIONS

SINGLE POLE, PLAIN ON/OFF

METAL TOGGLE





On/off, single pole switch, with nickel plated brass lever.

- 6.3mm blade terminals
- 13mm panel hole
- 10A at 28VDC rating

PART NO.	DESCRIPTION	QTY
0-603-00	10A	1

METAL, WITH RUBBER SEAL




On/off, single pole switch, with rubber sealing gaiter over nickel plated brass lever.

- 6.3mm terminals
- 13mm panel hole
- 10A at 28VDC rating

PART NO.	DESCRIPTION	QTY
0-603-50	10A	1

PLASTIC PADDLE




On/off, single pole switch, with plastic paddle style lever.

- 6.3mm blade terminals
- 14.5mm panel hole
- 5A at 12VDC rating
- Replaces SPB200

PART NO.	DESCRIPTION	QTY
0-364-11	5A	1

PVC SHROUDED PLASTIC TOGGLE

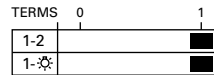


On/off, single pole switch, with PVC shroud over nylon toggle lever.

- 6.3mm blade terminals
- 13mm panel hole
- 10A at 12VDC rating

PART NO.	DESCRIPTION	QTY
0-364-50	10A	1

ILLUMINATED WITH 12/24V LED



On/off, single pole switch, nickel plated round metal lever with 12/24V LED indicator.

- 6.3mm blade terminals
- 13mm panel hole
- 10A at 28VDC rating

PART NO.	DESCRIPTION	QTY
0-603-02	Blue LED	1
0-603-04	Green LED	1
0-603-05	Red LED	1
0-603-10	Amber LED	1

PLASTIC PADDLE STYLE



On/off, single pole switch, with plastic paddle style lever.

- 6.3mm blade terminals
- 13mm panel hole
- 10A at 12VDC rating


PART NO.	DESCRIPTION	QTY
0-603-01	10A	1

PLASTIC TOGGLE STYLE



On/off, single pole switch, with plastic toggle style lever.

- 6.3mm blade terminals
- 13mm panel hole
- 10A at 12VDC rating



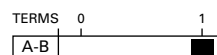
PART NO.	DESCRIPTION	QTY
0-364-00	10A	1

PLASTIC FLAT LEVER



On/off, single pole switch, with plastic flat lever style.

- 6.3mm blade terminals
- 13mm panel hole
- 10A at 12VDC rating




PART NO.	DESCRIPTION	QTY
0-364-01	10A	1

SWITCHES & INDICATORS DASHBOARD SWITCHES TOGGLE SWITCHES

SINGLE POLE, OTHERS

METAL CHANGE-OVER OR ON/OFF

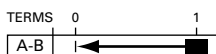


Change-over or on/off, two position, single pole switch.

- Nickel plated brass lever
- 6.3mm blade terminals
- 13mm panel hole
- 10A at 28VDC rating

PART NO.	DESCRIPTION	QTY
0-658-01	10A	1

MOMENTARY ON

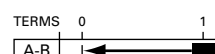


Momentary on, single pole switch, with nickel plated brass lever and 6.3mm blade terminals.

- 13mm panel hole
- 10A at 28VDC rating

PART NO.	DESCRIPTION	QTY
0-687-01	10A	1

MOMENTARY ON




Momentary on, single pole switch, with plastic paddle style lever.

- 6.3mm blade terminals
- 14.5mm panel hole
- 5A at 12VDC rating
- Replaces SPB204

PART NO.	DESCRIPTION	QTY
0-687-11	5A	1

CHANGE-OVER OR ON/OFF

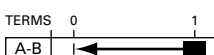


Change-over or on/off, two position, single pole switch.

- Rubber sealing gaiter over nickel plated brass lever
- 6.3mm blade terminals
- 13mm panel hole
- 10A at 28VDC rating

PART NO.	DESCRIPTION	QTY
0-658-51	10A	1

METAL, MOMENTARY ON

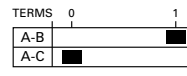


Momentary on, single pole switch, with rubber sealing gaiter over nickel plated brass lever.

- 6.3mm blade terminals
- 13mm panel hole
- 10A at 28VDC rating

PART NO.	DESCRIPTION	QTY
0-687-50	10A	1

CHANGE-OVER OR ON/OFF

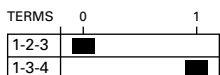


Change-over or on/off, two position, single pole switch.

- Nylon paddle style lever
- 6.3mm blade terminals
- 13mm panel hole
- 10A at 12VDC rating

PART NO.	DESCRIPTION	QTY
0-658-00	10A	1

ON/ON OR CHANGE-OVER

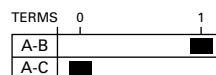


On/on or change-over, single pole switch, with plastic paddle style lever.

- 6.3mm blade terminals
- 14.5mm panel hole
- 18A at 12VDC rating
- Replaces 34889

PART NO.	DESCRIPTION	QTY
0-658-11	18A	1

CHANGE-OVER OR ON/OFF

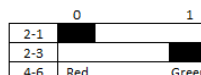


Change-over or on/off, two position, single pole miniature lever switch.

- Chrome plated brass lever and solder lug terminals
- 6.5mm panel hole
- 5A at 28VDC rating
- Protected to IP67

PART NO.	DESCRIPTION	QTY
0-603-60	5A	1

ILLUMINATED CHANGE-OVER OR ON/OFF



Illuminated change-over or on/off switch.

- LED changes from red to green
- Single pole single throw
- 6.3mm terminals
- Ø 11mm panel hole
- 30A at 12V rating

PART NO.	DESCRIPTION	QTY
0-658-03	12V	1

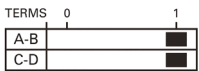
DOUBLE POLE

HEAVY-DUTY, BRASS LEVER




On/off, double pole heavy-duty switch, with nickel plated brass lever and screw.

- 6.3mm blade terminals
- 13mm panel hole
- 20A at 12VDC rating



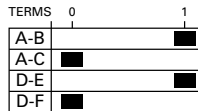
PART NO.	DESCRIPTION	QTY
0-495-00	20A	1

CHANGE-OVER OR ON/OFF



Change-over or on/off, two position, double pole switch.

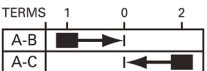
- Nickel plated brass lever
- 6.3mm blade terminals
- 13mm panel hole
- 10A at 28VDC rating



PART NO.	DESCRIPTION	QTY
0-658-02	10A	1

THREE POSITIONS SINGLE POLE

MOMENTARY CHANGE-OVER OR MOMENTARY ON/OFF/MOMENTARY ON

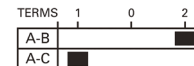


Momentary on/off/momentary on or momentary change-over, single pole switch biased off.

- Nickel plated brass lever
- 6.3mm blade terminals
- 13mm panel hole
- 10A at 28VDC rating

PART NO.	DESCRIPTION	QTY
0-496-00	10A	1

CHANGE-OVER OR ON/OFF/ON

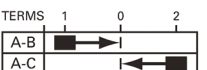


Change-over or on/off/on, three position, single pole switch.

- Nickel plated brass lever
- 6.3mm blade terminals
- 13mm panel hole
- 10A at 28VDC rating

PART NO.	DESCRIPTION	QTY
0-349-01	10A	1

MOMENTARY CHANGE-OVER OR MOMENTARY ON/OFF/MOMENTARY ON



Momentary change-over or momentary on/off/momentary on, single pole switch, with rubber sealing gaiter over nickel plated brass lever.

- 6.3mm terminals
- 13mm panel hole
- 10A at 28VDC rating


PART NO.	DESCRIPTION	QTY
0-496-50	10A	1

CHANGE-OVER OR ON/OFF/ON




Change-over or on/off/on, three position, single pole switch.

- Rubber sealing gaiter over nickel plated brass lever
- 6.3mm blade terminals
- 13mm panel hole
- 10A at 28VDC rating



PART NO.	DESCRIPTION	QTY
0-349-40	10A	1

OFF/A/A+B



Off/A/A+B, three position side and head lamp single pole switch.

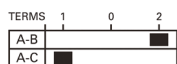
- Nickel plated brass lever
- 6.3mm blade terminals
- 13mm panel hole
- 10A at 28VDC rating



PART NO.	DESCRIPTION	QTY
0-645-00	10A	1

SWITCHES & INDICATORS DASHBOARD SWITCHES TOGGLE SWITCHES

STEERING COLUMN INDICATOR



Steering column indicator switch or on/off/on, three position single pole switch.

- For mounting on Ø 35-40mm column
- Stalk length 121mm
- Rated 6A at 12VDC and 3A at 24VDC

PART NO.	DESCRIPTION	QTY
0-612-00	6A	1

ON/ON/ON

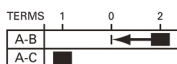


On/on/on, single pole switch, with plastic paddle style lever.

- 6.3mm blade terminals
- 14.5mm panel hole
- 10A at 12VDC rating
- Replaces 35927 and 31788

PART NO.	DESCRIPTION	QTY
0-645-11	10A	1

ON/OFF/MOMENTARY ON OR MOMENTARY CHANGE-OVER

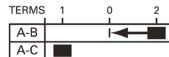


On/off/momentary on or momentary change-over, single pole switch biased off.

- Nickel plated brass lever
- 6.3mm blade terminals
- 13mm panel hole
- 10A at 28VDC rating

PART NO.	DESCRIPTION	QTY
0-496-01	10A	1

ON/OFF/MOMENTARY ON

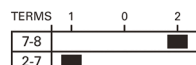


On/off/momentary on, single pole switch, with rubber sealing gaiter over nickel plated brass lever.

- 6.3mm blade terminals
- 13mm panel hole
- 10A at 28VDC rating

PART NO.	DESCRIPTION	QTY
0-496-40	10A	1

ON/OFF/ON OR CHANGE-OVER




On/off/on or change-over, single pole switch, with plastic paddle style lever.

- 6.3mm blade terminals
- 14.5mm panel hole
- 10A at 12VDC rating
- Replaces 31743

PART NO.	DESCRIPTION	QTY
0-349-11	10A	1

CHANGE-OVER OR ON/OFF/ON




Change-over or on/off/on, three position, single pole switch centred off.

- Nylon paddle style lever
- 6.3mm blade terminals
- 13mm panel hole
- 10A at 12VDC rating

PART NO.	DESCRIPTION	QTY
0-349-00	10A	1

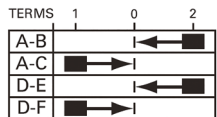
DOUBLE POLE

MOMENTARY ON/OFF/MOMENTARY ON OR MOMENTARY CHANGE-OVER



Momentary on/off/momentary on or momentary change-over, double pole switch.

- Nickel plated brass lever
- 6.3mm blade terminals
- 13mm panel hole
- 10A at 28VDC rating



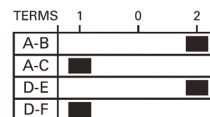
PART NO.	DESCRIPTION	QTY
0-496-02	10A	1

METAL CHANGE-OVER OR ON/OFF/ON



Change-over or on/off/on, three position, double pole switch.

- Nickel plated brass lever
- 6.3mm blade terminals
- 13mm panel hole
- 10A at 28VDC rating



PART NO.	DESCRIPTION	QTY
0-349-02	10A	1

ACCESSORIES

RUBBER SEALING GAITER



Rubber sealing gaiter for standard 12.5mm shafted toggle switches.

PART NO.	DESCRIPTION	QTY
0-603-99	Rubber sealing gaiter	10

TOGGLE SWITCH SAFETY GUARD



- Moulded red plastic
- Spring loaded
- Prohibits accidental switch activation
- Fits most 13mm toggle switches

PART NO.	DESCRIPTION	QTY
0-603-03	Safety guard	1

FACIA PLATE FOR METAL TOGGLE SWITCHES



- 13mm bodies
- "Off" is the up position

PART NO.	DESCRIPTION	QTY
0-603-06	Facia plate	10



Covering over 90% vehicle applications, Durite offers an extensive range of Switches & Indicators, including custom design switches and made-to-order switch panels. Durite carries stock of all fast-moving "everyday use" switches.

ROTARY SWITCHES

OFF/SIDE/HEAD

TERMS	0	1	2
+1		■	■
+2		■	■
+3		■	■
+4	NO CONNECTION		



Off/side/head, three position rotary switch.

- Splash proof to DIN40 050, IP53
- Ø 12mm panel hole
- 29A at 12VDC rating

PART NO.	DESCRIPTION	QTY
0-656-04	29A	1

MOMENTARY ON/OFF/ MOMENTARY ON

TERMS	1	0	2
A-B	■	→	■
A-C	■	←	■



Momentary change-over or momentary on/off/momentary on, rotary switch.

- Splash proof to DIN40, 050 IP53
- Ø 12mm panel hole
- 15A at 12VDC rating

PART NO.	DESCRIPTION	QTY
0-656-05	15A	1

OFF/ON/ON

TERMS	0	1	2
A-B		■	■
A-C			■



Off/on/on, three position rotary switch.

- Splash proof to DIN40 050, IP53
- Ø 12mm panel hole
- 15A at 12VDC rating

PART NO.	DESCRIPTION	QTY
0-656-03	15A	1

SPLASH PROOF ON/OFF

TERMS	0	1
A-B		■



On/off, rotary switch.

- Splash proof to DIN40 050, IP53
- Ø 12mm panel hole
- 15A at 12VDC rating

PART NO.	DESCRIPTION	QTY
0-656-02	15A	1

ON/OFF WITH 3 LENSES



TERMS	0	1
A-B		■
E&F	■	



On/off, rotary switch.

- Splash proof to DIN40 050, IP53
- Illumination for 12V only
- Supplied with a choice of red, amber and green lens
- Ø 12mm panel hole
- 15A at 12VDC rating

PART NO.	DESCRIPTION	QTY
0-656-00	15A	1

OFF/SIDE/DIP/MAIN HEADLAMP

TERMS	0	1	2	3	Push
1-2		■	■		
1-3			■		
1-4				■	
1-5					■



Off/side/dip/main headlamp rotary switch, with horn push.

- 6.3mm blade terminals
- 12mm panel hole
- 20/4A at 12VDC rating
- 5/2A at 24VDC rating

PART NO.	DESCRIPTION	QTY
0-645-70	12/24V	1

WIPER SWITCH

TERMS	0	1	2
B-P	■		
B-L		■	
B-H			■



Wiper switch on/on/on, for 2 speed and self-park wipers.

- 6.3mm blade terminals
- Ø 11mm panel hole
- 10A at 12VDC rating

PART NO.	DESCRIPTION	QTY
0-646-50	10A	1

INDICATOR SWITCH

TERMS	1	0	2
30-56a	■		
30-57			■



Indicator switch or on/off/on, three position rotary switch.

- Plastic lever and screw terminals
- 27mm panel hole.
- 6A at 12VDC rating

PART NO.	DESCRIPTION	QTY
0-483-00	Indicator switch	1
0-484-00	Indicator switch with illuminated green plastic lever	1

LIGHT SWITCH

TERMS	0	1	2	3
30-58		■	■	■
30-56b			■	
30-56a				■
30-57		■		



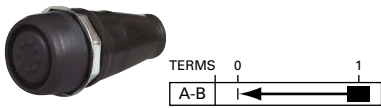
Light switch (off/side/dip/beam) or off/on/on/on, four position rotary switch.

- Plastic lever and screw terminals
- 27mm panel hole
- 11A at 12VDC rating

PART NO.	DESCRIPTION	QTY
0-645-60	11A	1

PUSH BUTTON SWITCHES

RUBBER SEAL

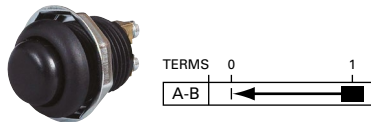


Push button, single pole switch, push to momentarily make.

- Rubber sealing gaiter and boot
- Screw terminals
- 22mm panel hole
- 12.5A at 12VDC rating

PART NO.	DESCRIPTION	QTY
0-485-50	12.5A	1

PUSH BUTTON

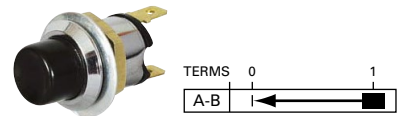


Push button single pole switch, push to momentarily make.

- Screw terminals
- 22mm panel hole up to 8mm deep
- 12.5A at 12VDC rating

PART NO.	DESCRIPTION	QTY
0-485-00	12.5A	1

PUSH BUTTON LUCAR TERMINALS

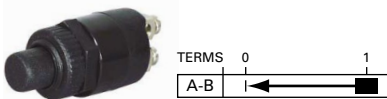


Push button single pole switch, push to momentarily make.

- 6.3 Lucar terminals
- 20mm panel hole
- 10A at 12VDC rating

PART NO.	DESCRIPTION	QTY
0-485-01	10A	1

PLASTIC PUSH BUTTON

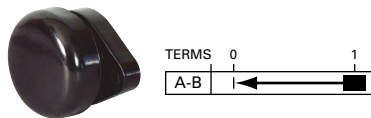


Push button single pole switch, push to momentarily make.

- Screw terminals
- 14mm panel hole
- 10A at 12VDC rating

PART NO.	DESCRIPTION	QTY
0-485-02	10A	1

PUSH BUTTON HORN SWITCH

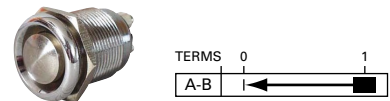


Momentary on, push button horn switch, single pole.

- Screw terminals
- 5A at 12VDC rating
- Replaces SPB160

PART NO.	DESCRIPTION	QTY
0-485-75	5A	1

STAINLESS PUSH BUTTON

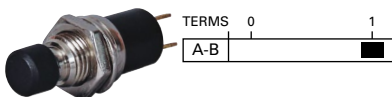


Push button switch, stainless steel button and nickel plated brass body, push to momentarily make.

- Screw terminals
- 19mm panel hole
- 6A at 12VDC rating
- Intermittent amps is 16A for 5 seconds

PART NO.	DESCRIPTION	QTY
0-485-03	16A	1

MINI PUSH ON/PUSH OFF



Push on/push off, single pole miniature switch.

- Plastic button
- 2.0mm solder tags
- 7mm panel hole
- 0.5A at 30VDC rating

PART NO.	DESCRIPTION	QTY
0-485-92	0.5A	1

HAZARD WARNING LIGHT

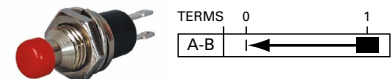


Hazard warning light switch, push-on/push-off with 12V 1.2W panel bulb illumination.

- 7 x 6.3mm blade terminals
- 30mm panel hole

PART NO.	DESCRIPTION	QTY
0-484-50	1.2W	1

MINI MOMENTARY ON



Momentary on, push button, single pole miniature switch.

- Plastic button
- 2.0mm solder tags
- 7mm panel hole
- 0.5A at 30VDC rating

PART NO.	DESCRIPTION	QTY
0-485-04	0.5A	1

SWITCHES & INDICATORS DASHBOARD SWITCHES PUSH BUTTON SWITCHES

12/24V LED

On/off, push-push single pole switch, with 12/24V LED indicator.

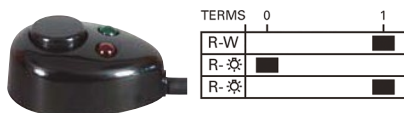
- 4.8mm blade terminals
- Snap fits into Ø 20mm panel hole
- 20A at 12VDC rating
- 10A at 24VDC rating

 Colours available.

PART NO.	DESCRIPTION	QTY
0-690-50	Momentary on, black non illuminated	1
0-690-51	Black non illuminated	1
0-690-54	Green LED illuminated	1
0-690-55	Red LED illuminated	1
0-690-60	Amber LED illuminated	1



SURFACE MOUNTING WITH LED INDICATORS




Push on/push off, single pole switch, for surface mounting.

- 12/24V LED indicators; red "Off" and green "On"
- Self adhesive pad for quick fixing
- Supplied with 900mm lead
- 1.0A at 12VDC rating

PART NO.	DESCRIPTION	QTY
0-485-91	1.0A	1

METAL BUTTON

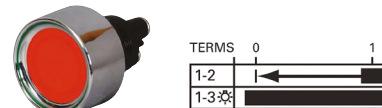


Push on/push off, single pole switch.

- Metal button
- 6.3mm blade terminals
- 13mm panel hole
- 6A at 12VDC rating

PART NO.	DESCRIPTION	QTY
0-485-90	6A	1

MOMENTARY LED ILLUMINATION



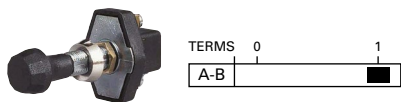
Momentary on, single pole, push button switch, 12V red LED illumination.

- Screw terminals
- 22mm panel hole
- 20A at 12VDC rating

PART NO.	DESCRIPTION	QTY
0-485-05	20A	1

PUSH/PULL SWITCHES

ON/OFF PUSH/PULL

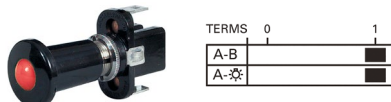


On/off, single pole push pull switch, with 14mm button and screw terminals.

- Fits 8.5mm panel hole up to 12mm deep
- 12.5A at 24VDC rating

PART NO.	DESCRIPTION	QTY
0-597-50	12.5A	1

ON/OFF PUSH/PULL WITH 12V ILLUMINATION




On/off, single pole push-pull switch, with 12V illumination.

- 6.3mm blade terminals
- 13mm diameter panel hole
- 10A at 12VDC rating

PART NO.	DESCRIPTION	QTY
0-597-14	Green	1
0-597-15	Red	1
0-597-20	Amber	1

OFF/SIDE/HEAD LIGHT PUSH/PULL SWITCH



Off/side/head light push/pull switch - 10A at 12V.

- Off/on A/on A+B, single pole side and head light push pull switch
- Screw terminals
- 10.5mm panel hole
- 10 amps at 12VDC rating

PART NO.	DESCRIPTION	QTY
0-645-50	10A	1

DOOR AND FOOT SWITCHES

ADJUSTABLE PLUNGER



Courtesy door switch with 20 to 6.5mm adjustable spring loaded plunger. The switch should be fitted with the plunger fully out, and then the door closed to permanently adjust plunger length automatically.

- Universal elongated fixing hole
- Panel clearance 40mm
- Non-corroding copper terminals and fittings

PART NO.	QTY
0-486-00	1

SPRING LOADED PLUNGER



Courtesy door switch, 16mm spring loaded plunger with 9.5mm movement.

- Panel clearance 33mm
- Non-corroding copper terminals and fittings
- For most modern Fords

PART NO.	DESCRIPTION	QTY
0-486-01	Spring plunger	1

TELESCOPIC PLUNGER



Courtesy door switch, with 47mm long spring loaded telescopic plunger.

- Designed as a bonnet switch for vehicle alarms
- Panel clearance 29mm
- Non-corroding copper terminals and fittings

PART NO.	DESCRIPTION	QTY
0-486-02	Telescopic plunger	1

BRAKE LIGHT NORMALLY OPEN

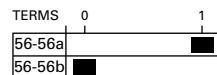


Brake light switch, single pole, normally open with screw terminals.

- Can be pulled or pushed to make the circuit
- Rated 4A at 12VDC
- Supplied with spring, hook and rubber boot.

PART NO.	DESCRIPTION	QTY
0-579-51	4A	1

FOOT OPERATED SWITCH



Change over, foot operated dip switch, with screw terminals.

PART NO.	DESCRIPTION	QTY
0-658-50	Foot operated	1



SIGN UP TO DURITE'S E-NEWS FOR THE LATEST PRODUCT, INDUSTRY & REGULATORY NEWS. WWW.DURITE.CO.UK



PUSH BUTTON CONTROLS

PRE-MADE PUSH BUTTON CONTROLS

EMERGENCY STOP BUTTON

Emergency stop button, single pole, normally closed contact.

- Operated by mushroom push button
- Turn to reset
- Protected to IP65
- Schneider Electric reference XAL-K178



PART NO.	DESCRIPTION	QTY
0-657-01	Emergency stop button	1

TWO BUTTON

Two button, single pole, normally open contacts.

- Operated by spring return push buttons.
- Protected to IP65
- Schneider Electric reference XAL-D222



PART NO.	DESCRIPTION	QTY
0-657-02	Two button	1

THREE BUTTON

Three button, single pole, two normally open and one normally closed contacts.

- Operated by spring return push buttons
- Protected to IP65
- Schneider Electric reference XAL-D324



PART NO.	DESCRIPTION	QTY
0-657-03	Three button	1

TWO BUTTON PISTOL GRIP

Two button, pendant polypropylene pistol grip with mechanically interlocked switches.

- Two single pole, normally open contacts
- Protected to IP65
- Schneider Electric reference XAC-A201



PART NO.	DESCRIPTION	QTY
0-657-00	Pistol grip	1

CUSTOMISE YOUR PUSH BUTTON

STEP 1 | SELECT YOUR HOUSING

 Can be fitted with up to 3 switch blocks per button.

SINGLE BUTTON



- Single button housing, fitted with contact block mounting plate
- Schneider Electric reference XAL-D01

PART NO.	DESCRIPTION	QTY
0-657-11	Single button	1

TWO BUTTON



- Two button housing, fitted with contact block mounting plate
- Schneider Electric reference XAL-D02

PART NO.	DESCRIPTION	QTY
0-657-12	Two button	1

THREE BUTTON



- Three button housing, fitted with contact block mounting plate
- Schneider Electric reference XAL-D03

PART NO.	DESCRIPTION	QTY
0-657-13	Three button	1

STEP2 | SELECT YOUR SWITCH BLOCK

NORMALLY OPEN



Switch block, single pole normally open.

- Rated at 0.4A at 24VDC
- Schneider Electric reference ZEN-L1111

NORMALLY CLOSED



Switch block, single pole normally closed.

- Rated at 0.4A at 24VDC
- Schneider Electric reference ZEN-L1121

NORMALLY OPEN, FOR PENDANT



Switch block, single pole for pendant, normally open.

- Rated at 0.4A at 24VDC
- Schneider Electric reference ZB2-BE101

PART NO.	DESCRIPTION	QTY
0-657-20	Normally open	1

PART NO.	DESCRIPTION	QTY
0-657-21	Normally closed	1

PART NO.	DESCRIPTION	QTY
0-657-22	For pendant	1

STEP3 | SELECT YOUR PUSH BUTTON

FLUSH PUSH BUTTON, SPRING RETURN



Clear boot for use with flush push button range above.

- Increases protection to IP66
- Schneider Electric reference ZBP-0

PART NO.	DESCRIPTION	QTY
0-657-31	Schneider Electric reference ZB5-AA334	1
0-657-32	Schneider Electric reference ZB5-AA335	1
0-657-30	Schneider Electric reference ZB5-AA432	1
0-657-50	Clear boot	1

TWO POSITION ROTARY SWITCH



Two position, on/off or change over, rotary switch.

- Schneider Electric reference ZB5-AD2

PART NO.	DESCRIPTION	QTY
0-657-40	Rotary switch	1

PUSH BUTTON ISOLATOR



Push button security isolator.

- 40mm mushroom head
- Twist to release.
- Schneider Electric reference ZB5-AS844

PART NO.	DESCRIPTION	QTY
0-657-37	Push button	1

PUSH OFF ISOLATOR



Push off security isolator.

- Key release only
- Supplied with 2 keys
- Schneider Electric reference ZB5-AS934

PART NO.	DESCRIPTION	QTY
0-657-38	Push off	1

ON/OFF ISOLATOR



On/off security isolator.

- Can be locked on or locked off
- Key removable in both positions
- Supplied with 2 keys
- Schneider Electric reference ZB5-AG4

PART NO.	DESCRIPTION	QTY
0-657-39	On/off	1

04

CABLE & WIRING ACCESSORIES



CABLE	146
CONNECTORS	159
TERMINALS	160
MULTIPLE CONNECTORS	175
TERMINAL BOXES	182
TUBING & SLEEVING	183
FIXINGS & ACCESSORIES.....	189
POWER TRANSFER	193
FUSES	197
CIRCUIT BREAKERS.....	204
FUSE HOLDERS & BOXES.....	206
WIRING ASSORTMENT BOXES.....	211

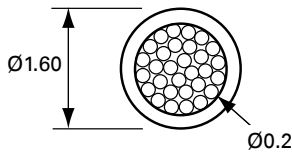
**YOUR ONE-STOP SHOP
FOR VEHICLE WIRING
WITH 2,000 QUALITY
PARTS AVAILABLE.**

CABLE - SINGLE CORE PVC AUTO CABLE THIN WALL PVC SINGLE CORE

ISO6722:2006 Class B
60 volt DC
Maximum Temperature: -40° to 105°C
(120°C intermittent)

0.50MM² CROSS SECTION

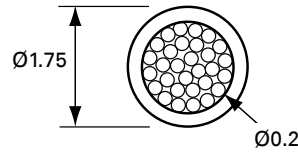
CONDUCTOR	CURRENT RATING	RESISTANCE	REEL LENGTH
16/0.20mm	11A	37.10HM/m @ 20°C	500m



PART NO.	DESCRIPTION	PART NO.	DESCRIPTION
4-934-51	Black	4-934-56	Purple
4-934-52	Blue	4-934-57	White
4-934-53	Brown	4-934-58	Yellow
4-934-54	Green	4-934-59	Grey
4-934-55	Red	4-934-60	Orange
		4-934-61	Pink

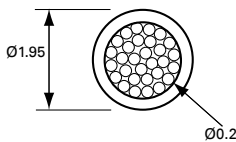
0.75MM² CROSS SECTION

CONDUCTOR	CURRENT RATING	RESISTANCE	REEL LENGTH
24/0.20mm	14A	24.7mΩ/m @ 20°C	100m



PART NO.	DESCRIPTION	PART NO.	DESCRIPTION
0-931-01	Black	0-931-07	White
0-931-02	Blue	0-931-08	Yellow
0-931-03	Brown	0-931-09	Grey
0-931-04	Green	0-931-10	Orange
0-931-05	Red	0-931-11	Pink
0-931-06	Purple	0-931-40	Light green

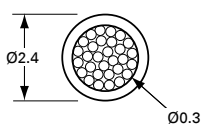
1.0MM² CROSS SECTION



CONDUCTOR	CURRENT RATING	RESISTANCE	REEL LENGTH
32/0.20mm	16.5A	18.5mΩ/m @ 20°C	100m, 500m

500M	100M	DESCRIPTION	100M	DESCRIPTION	100M	DESCRIPTION	100M	DESCRIPTION
4-932-01	0-932-01	Black	0-932-12	Black/blue	0-932-34	Brown/green	0-932-54	Red/green
4-932-02	0-932-02	Blue	0-932-14	Black/green	0-932-35	Brown/red	0-932-57	Red/white
4-932-03	0-932-03	Brown	0-932-15	Black/red	0-932-37	Brown/white	0-932-58	Red/yellow
4-932-04	0-932-04	Green	4-932-17	Black/white	0-932-38	Brown/yellow	0-932-61	Purple/black
4-932-05	0-932-05	Red	0-932-18	Black/yellow	0-932-40	Light green	0-932-67	Purple/white
4-932-06	0-932-06	Purple	0-932-21	Blue/black	0-932-41	Green/black	0-932-71	White/black
4-932-07	0-932-07	White	0-932-23	Blue/brown	0-932-42	Green/blue	0-932-72	White/blue
4-932-08	0-932-08	Yellow	0-932-24	Blue/green	0-932-43	Green/brown	0-932-73	White/brown
4-932-09	0-932-09	Grey	0-932-25	Blue/red	0-932-45	Green/red	0-932-74	White/green
4-932-10	0-932-10	Orange	0-932-27	Blue/white	0-932-46	Green/purple	0-932-75	White/red
4-932-11	0-932-11	Pink	0-932-28	Blue/yellow	0-932-47	Green/white	0-932-81	Yellow/black
			0-932-31	Brown/black	0-932-48	Green/yellow	0-932-82	Yellow/blue
					0-932-51	Red/black	0-932-87	Yellow/white

1.5MM² CROSS SECTION



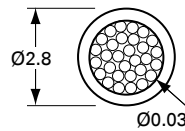
CONDUCTOR	CURRENT RATING	RESISTANCE	REEL LENGTH
21/0.30mm	21A	12.7mΩ/m @ 20°C	100m

PART NO.	DESCRIPTION	PART NO.	DESCRIPTION	PART NO.	DESCRIPTION	PART NO.	DESCRIPTION
0-930-01	Black	0-930-04	Green	0-930-07	White	0-930-10	Orange
0-930-02	Blue	0-930-05	Red	0-930-08	Yellow	0-930-11	Pink
0-930-03	Brown	0-930-06	Purple	0-930-09	Grey		

2.0MM² CROSS SECTION

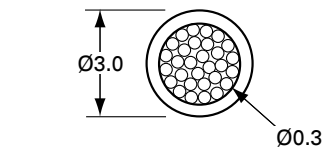
CONDUCTOR	CURRENT RATING	RESISTANCE	REEL LENGTH
28/0.30mm	25A	9.4mΩ/m @ 20°C	100m

PART NO.	DESCRIPTION	PART NO.	DESCRIPTION
0-933-01	Black	0-933-10	Orange
0-933-02	Blue	0-933-11	Pink
0-933-03	Brown	0-933-15	Black/red
0-933-04	Green	0-933-25	Blue/red
0-933-05	Red	0-933-27	Blue/white
0-933-06	Purple	0-933-40	Light green
0-933-07	White	0-933-41	Green/black
0-933-08	Yellow	0-933-45	Green/red
0-933-09	Grey	0-933-75	White/red



2.5MM² CROSS SECTION

CONDUCTOR	CURRENT RATING	RESISTANCE	REEL LENGTH
35/0.30mm	29A	7.6mΩ/m @ 20°C	50m

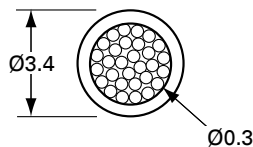


PART NO.	DESCRIPTION
0-934-01	Black
0-934-05	Red

3.0MM² CROSS SECTION

CONDUCTOR	CURRENT RATING	RESISTANCE	REEL LENGTH
44/0.30mm	33A	6.0mΩ/m @ 20°C	30m

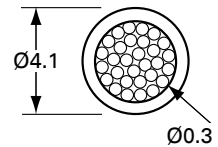
PART NO.	DESCRIPTION
0-935-01	Black
0-935-03	Brown
0-935-05	Red



4.5MM² CROSS SECTION

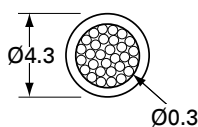
CONDUCTOR	CURRENT RATING	RESISTANCE
65/0.30mm	42A	4.06mΩ/m @ 20°C

PART NO.	DESCRIPTION	REEL LENGTH
0-936-01	Black	30m
4-936-01	Black	100m
0-936-03	Brown	30m
0-936-05	Red	30m
4-936-05	Red	100m



6.0MM² CROSS SECTION

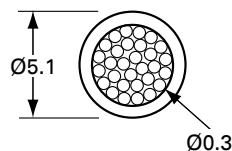
CONDUCTOR	CURRENT RATING	RESISTANCE
84/0.30mm	50A	3.14mΩ/m @ 20°C



PART NO.	DESCRIPTION	REEL LENGTH
0-937-01	Black	30m
4-937-01	Black	100m
0-937-03	Brown	30m
0-937-05	Red	30m
4-937-05	Red	100m

7.0MM² CROSS SECTION

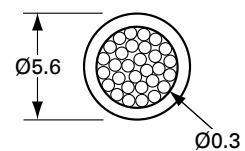
CONDUCTOR	CURRENT RATING	RESISTANCE	REEL LENGTH
97/0.30mm	57A	2.79mΩ/m @ 20°C	30m



PART NO.	DESCRIPTION
0-939-01	Black
0-939-05	Red

8.5MM² CROSS SECTION

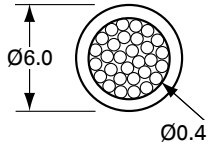
CONDUCTOR	CURRENT RATING	RESISTANCE	REEL LENGTH
120/0.30mm	63A	2.20mΩ/m @ 20°C	30m



PART NO.	DESCRIPTION
0-938-01	Black
0-938-05	Red

CABLE & WIRING ACCESSORIES CABLE SINGLE CORE PVC AUTO CABLE

10.0MM² CROSS SECTION



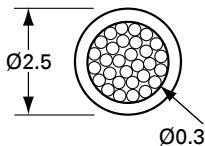
CONDUCTOR	CURRENT RATING	RESISTANCE
80/0.40mm	70A	1.82mΩ/m @ 20°C

PART NO.	DESCRIPTION	REEL LENGTH
0-940-01	Black	30m
4-940-01	Black	100m
0-940-05	Red	30m

SINGLE CORE PVC AUTO CABLE

BS6862 - PVC auto cable

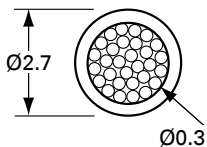
0.65MM² CROSS SECTION



CONDUCTOR	CURRENT RATING	RESISTANCE	REEL LENGTH
9/0.30mm	5.75A	29.4mΩ/m @ 20°C	50m

PART NO.	DESCRIPTION	PART NO.	DESCRIPTION	PART NO.	DESCRIPTION
0-941-01	black	0-941-06	purple	0-941-11	pink
0-941-02	blue	0-941-07	white		
0-941-03	brown	0-941-08	yellow		
0-941-04	green	0-941-09	grey		
0-941-05	red				

1.0MM² CROSS SECTION



CONDUCTOR	CURRENT RATING	RESISTANCE	REEL LENGTH
14/0.30mm	8.75A	18.9mΩ/m @ 20°C	50m

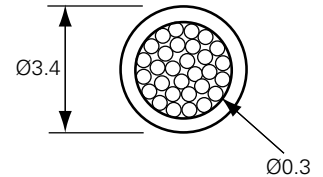
PART NO.	DESCRIPTION	PART NO.	DESCRIPTION	PART NO.	DESCRIPTION	PART NO.	DESCRIPTION
0-942-01	black	0-942-14	black/green	0-942-40	light green	0-942-61	purple/black
0-942-02	blue	0-942-15	black/red	0-942-41	green/black	0-942-67	purple/white
0-942-03	brown	0-942-18	black/yellow	0-942-43	green/brown	0-942-71	white/black
0-942-04	green	0-942-21	blue/black	0-942-45	green/red	0-942-72	white/blue
0-942-05	red	0-942-23	blue/brown	0-942-46	green/purple	0-942-74	white/green
0-942-06	purple	0-942-25	blue/red	0-942-47	green/white	0-942-75	white/red
0-942-07	white	0-942-27	blue/white	0-942-48	green/yellow	0-942-81	yellow/black
0-942-08	yellow	0-942-28	blue/yellow	0-942-51	red/black	0-942-82	yellow/blue
0-942-09	grey	0-942-31	brown/black	0-942-54	red/green	0-942-87	yellow/white
0-942-10	orange	0-942-34	brown/green	0-942-57	red/white		
0-942-11	pink	0-942-37	brown/white	0-942-58	red/yellow		
0-942-12	black/blue	0-942-38	brown/yellow				

CABLE & WIRING ACCESSORIES CABLE SINGLE CORE PVC AUTO CABLE

2.0MM² CROSS SECTION

CONDUCTOR	CURRENT RATING	RESISTANCE	REEL LENGTH
28/0.30mm	17.5A	9.4mΩ/m @ 20°C	50m

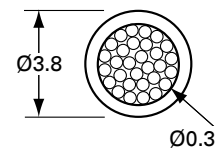
PART NO.	DESCRIPTION	PART NO.	DESCRIPTION	PART NO.	DESCRIPTION
0-943-01	black	0-943-07	white	0-943-41	green/black
0-943-02	blue	0-943-08	yellow	0-943-45	green/red
0-943-03	brown	0-943-09	grey	0-943-75	white/red
0-943-04	green	0-943-11	pink		
0-943-05	red	0-943-25	blue/red		
0-943-06	purple	0-943-27	blue/white		



2.5MM² CROSS SECTION

CONDUCTOR	CURRENT RATING	RESISTANCE	REEL LENGTH
35/0.30mm	21.75A	7.5mΩ/m @ 20°C	50m

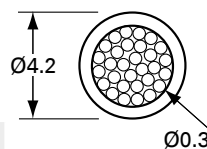
PART NO.	DESCRIPTION
0-944-01	black
0-944-03	brown
0-944-05	red



3.0MM² CROSS SECTION

CONDUCTOR	CURRENT RATING	RESISTANCE
44/0.30mm	27.5A	6.0mΩ/m @ 20°C

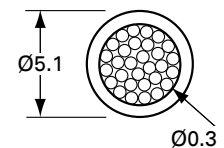
PART NO.	DESCRIPTION	REEL LENGTH
0-945-01	black	50m
4-945-01	black	100m
0-945-02	blue	50m
0-945-03	brown	50m
0-945-05	red	50m
4-945-05	red	100m
0-945-08	yellow	50m



4.5MM² CROSS SECTION

CONDUCTOR	CURRENT RATING	RESISTANCE
65/0.30mm	35A	4.1mΩ/m @ 20°C

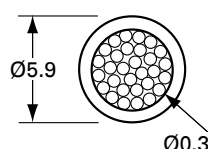
PART NO.	DESCRIPTION	REEL LENGTH
0-946-01	black	30m
4-946-01	black	100m
0-946-03	brown	30m
0-946-05	red	30m
4-946-05	red	100m



6.0MM² CROSS SECTION

CONDUCTOR	CURRENT RATING	RESISTANCE	REEL LENGTH
84/0.30mm	42A	3.1mΩ/m @ 20°C	30m

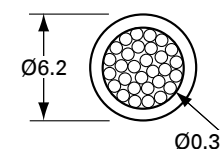
PART NO.	DESCRIPTION
0-947-01	black
0-947-03	brown
0-947-05	red



7.0MM² CROSS SECTION

CONDUCTOR	CURRENT RATING	RESISTANCE	REEL LENGTH
97/0.30mm	50A	2.7mΩ/m @ 20°C	30m

PART NO.	DESCRIPTION
0-949-01	black
0-949-03	brown
0-949-05	red

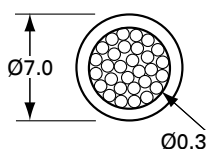


SINGLE CORE PVC AUTO CABLE

BS6862 - PVC auto cable

8.5MM² CROSS SECTION

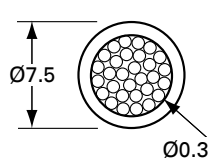
CONDUCTOR	CURRENT RATING	RESISTANCE	REEL LENGTH
120/0.30mm	60A	2.2mΩ/m @ 20°C	30m



PART NO.	DESCRIPTION
0-948-01	black
0-948-03	brown
0-948-05	red

10.0MM² CROSS SECTION

CONDUCTOR	CURRENT RATING	RESISTANCE	REEL LENGTH
80/0.40mm	70A	1.8mΩ/m @ 20°C	30m



PART NO.	DESCRIPTION
0-950-01	black
0-950-03	brown
0-950-05	red

TWIN CORE CABLE FLAT TWIN CORE PVC AUTO CABLE

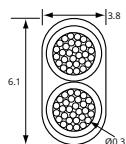
BS6862 - PVC auto cable
ISO6722:2006 Class B - Thin wall cable



Durite Twin Core Cable now has an **increased flexibility** & is **easier to strip**. Easily identify the new range, with an 'F' in the part no.

2 X 0.65MM² CROSS SECTION

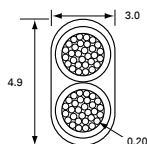
CONDUCTOR	CURRENT RATING	RESISTANCE
2x9/0.30mm	5.75A	29.4mΩ/m @ 20°C



PART NO.	DESCRIPTION	REEL LENGTH
0-951-00F	Red/black, sheathed black	30m
3-951-00F		100m

2 X 0.75MM² CROSS SECTION THIN WALL

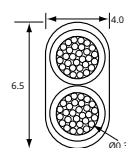
CONDUCTOR	CURRENT RATING	RESISTANCE
2x24/0.20mm	14A	24.7mΩ/m @ 20°C



PART NO.	DESCRIPTION	REEL LENGTH
4-953-52F	Red/black, sheathed black	500m
3-953-52F		100m

2 X 1.0MM² CROSS SECTION

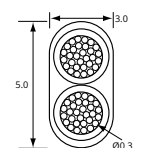
CONDUCTOR	CURRENT RATING	RESISTANCE
2x14/0.30mm	8.75A	18.9mΩ/m @ 20°C



PART NO.	DESCRIPTION	REEL LENGTH
0-952-51F	Red/black, sheathed black	30m
3-952-51F		100m

2 X 1.0MM² CROSS SECTION THIN WALL

CONDUCTOR	CURRENT RATING	RESISTANCE
2x32/0.20mm	16.5A	18.5mΩ/m @ 20°C

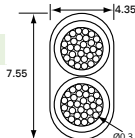


PART NO.	DESCRIPTION	REEL LENGTH
0-951-50F	Red/black, sheathed black	30m
3-951-50F		100m
0-951-52F	Blue/brown, sheathed black	30m

CABLE & WIRING ACCESSORIES CABLE TWIN CORE & MULTI CORE CABLE

2 X 2.0MM² CROSS SECTION

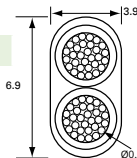
CONDUCTOR	CURRENT RATING	RESISTANCE
2x28/0.30mm	17.5A	9.4mΩ/m @ 20°C



PART NO.	DESCRIPTION	REEL LENGTH
0-953-00F	Red/black, sheathed black	30m
3-953-00F		100m

2 X 2.0MM² CROSS SECTION THIN WALL

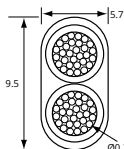
CONDUCTOR	CURRENT RATING	RESISTANCE
2x28/0.30mm	25A	9.4mΩ/m @ 20°C



PART NO.	DESCRIPTION	REEL LENGTH
0-953-50F	Red/black, sheathed black	30m
3-953-50F		100m
4-953-50F		500m

2 X 3.0MM² CROSS SECTION

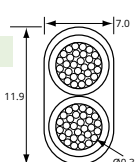
CONDUCTOR	CURRENT RATING	RESISTANCE
2x44/0.30mm	27.5A	6.0mΩ/m @ 20°C



PART NO.	DESCRIPTION	REEL LENGTH
0-953-51F	Red/black, sheathed black	30m

2 X 4.5MM² CROSS SECTION

CONDUCTOR	CURRENT RATING	RESISTANCE
2x65/0.30mm	35A	4.1mΩ/m @ 20°C



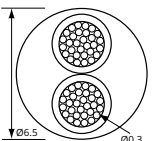
PART NO.	DESCRIPTION	REEL LENGTH
0-955-00F	Red/black, sheathed black	30m

BS6862 - PVC auto cable
ISO6722:2006 Class B - Thin wall cable

ROUND TWIN CORE PVC AUTO CABLE

2 X 0.65MM² CROSS SECTION

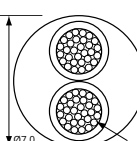
CONDUCTOR	CURRENT RATING	RESISTANCE
2x9/0.30mm	5.75A	29.4mΩ/m @ 20°C



PART NO.	DESCRIPTION	REEL LENGTH
0-951-51F	Red/black, sheathed black	30m

2 X 1.0MM² CROSS SECTION

CONDUCTOR	CURRENT RATING	RESISTANCE
2x14/0.30mm	8.75A	18.9mΩ/m @ 20°C

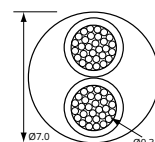


PART NO.	DESCRIPTION	REEL LENGTH
0-952-00F	Red/black, sheathed black	30m

2 X 1.0MM² CROSS SECTION THIN WALL

CONDUCTOR	CURRENT RATING	RESISTANCE	THIN WALL
2x32/0.20mm	16.5A	18.5mΩ/m @ 20°C	THIN WALL

PART NO.	DESCRIPTION	REEL LENGTH
4-952-00F	Red/black, sheathed black ISO6722:2006 (CLASS B)	100m



MULTI CORE CABLE

BS6862 - PVC auto cable
ISO6722:2006 Class B - Thin wall cable



3 CORE

3 X 0.50MM² CROSS SECTION THIN WALL

CONDUCTOR	CURRENT RATING	OUTSIDE Ø
3x16/0.20m	11A	4.9mm

PART NO.	DESCRIPTION	REEL LENGTH
0-994-60F	Red/green/black	100m

3 X 1.00MM² CROSS SECTION THIN WALL

CONDUCTOR	CURRENT RATING	OUTSIDE Ø
3x32/0.20m	16.5A	5.5mm

PART NO.	DESCRIPTION	REEL LENGTH
0-994-50F	Red/green/black	30m
4-994-50F		500m

4 CORE

4 X 0.65MM² CROSS SECTION

CONDUCTOR	CURRENT RATING	OUTSIDE Ø
4x9/0.30mm	5.75A	7.5mm

PART NO.	DESCRIPTION	REEL LENGTH
0-993-00F	Brown, red, green and white, sheathed black	30m
3-993-00F		100m

4 X 0.75MM² CROSS SECTION THIN WALL

CONDUCTOR	CURRENT RATING	OUTSIDE Ø
4x24/0.20m	14A	5.9mm

PART NO.	DESCRIPTION	REEL LENGTH
0-993-40F	Brown, red, green and white, sheathed black	100m

4 X 1.0MM² CROSS SECTION THIN WALL

CONDUCTOR	CURRENT RATING	OUTSIDE Ø
4x32/0.20mm	16.5A	5.8mm

PART NO.	DESCRIPTION	REEL LENGTH
0-993-50F	Brown, red, green and white, sheathed black	30m
3-993-50F		100m

4 X 1.0MM² CROSS SECTION

CONDUCTOR	CURRENT RATING	OUTSIDE Ø
4x14/0.30mm	8.75A	8.0mm

PART NO.	DESCRIPTION	REEL LENGTH
0-993-01F	Brown, red, green and white, sheathed black	30m
3-993-01F		100m



5 CORE

4 X 1.0MM² / 1 X 2.0MM² CROSS SECTION

CONDUCTOR	OUTSIDE Ø
4x14/0.30mm 1x28/0.30mm	8.9mm

PART NO.	DESCRIPTION	REEL LENGTH
0-995-00F	Brown, red, green, yellow and white, sheathed black	30m


5 X 1.0MM² CROSS SECTION THIN WALL

CONDUCTOR	CURRENT RATING	OUTSIDE Ø
5x32/0.20mm	16.5A	6.3mm

PART NO.	DESCRIPTION	REEL LENGTH
0-995-50F	Brown, red, green, yellow and white, sheathed black	30m

CABLE & WIRING ACCESSORIES CABLE TWIN CORE & MULTI CORE CABLE

7 CORE



5 X 1.5MM² / 2 X 4MM² CROSS SECTION EBS THIN WALL

CONDUCTOR		OUTSIDE Ø
5x21/0.30mm	2x56/0.30mm	11.2mm

↪ Suitable for ISO 7638 connectors.

PART NO.	DESCRIPTION	REEL LENGTH
0-997-20F	Black, yellow, white, white/green, white/brown, red and brown	30m

6 X 1.5MM² / 1 X 2.5MM² CROSS SECTION

CONDUCTOR		OUTSIDE Ø
6x21/0.30mm	1x35/0.30mm	11.2mm

PART NO.	DESCRIPTION	REEL LENGTH
0-997-15F	Brown, red, green, yellow, blue, black, white and grey sheath	30m

6 X 1.0MM² / 1 X 2.0MM² CROSS SECTION

CONDUCTOR		OUTSIDE Ø
6x14/0.30mm	1x28/0.30mm	10.2mm

PART NO.	DESCRIPTION	REEL LENGTH
0-997-00F	Brown, red, green, yellow, blue, black and white	30m
0-997-05F		10m
3-997-00F		100m

6 X 1.0MM² / 1 X 2.0MM² CROSS SECTION THIN WALL

CONDUCTOR		OUTSIDE Ø
6x32/0.20mm	1x28/0.30mm	8.3mm

PART NO.	DESCRIPTION	REEL LENGTH
0-997-65F	Brown, red, green, yellow, blue, black and white	30m
3-997-65F		100m

7 X 0.65MM² CROSS SECTION LIGHT DUTY


CONDUCTOR	CURRENT RATING	OUTSIDE Ø
7x9/0.30mm	5.75A	8.9mm

PART NO.	DESCRIPTION	REEL LENGTH
0-997-10F	Brown, red, green, yellow, blue, black and white	100m

7 X 0.75MM² CROSS SECTION THIN WALL

CONDUCTOR	CURRENT RATING	OUTSIDE Ø
7x24/0.20mm	14A	6.8mm

PART NO.	DESCRIPTION	REEL LENGTH
0-997-60F	Brown, red, green, yellow, blue, black and white	30m
3-997-60F		100m



8 CORE

7 X 1.0MM² / 1 X 2.0MM² CROSS SECTION THIN WALL

CONDUCTOR		OUTSIDE Ø
7x32/0.20mm	1x28/0.30mm	8.5mm

PART NO.	DESCRIPTION	REEL LENGTH
0-998-01F	Brown, red, green, yellow, blue, black, purple and white	10m
4-998-01F		100m



13 CORE

12 X 1.5MM² / 1 X 2.5MM² CROSS SECTION THIN WALL

CONDUCTOR		OUTSIDE Ø
12x21/0.30mm	1x35/0.30mm	12mm

PART NO.	DESCRIPTION	REEL LENGTH
0-999-13F	Brown, green, yellow, blue, black, purple, pink, grey, light brown, red/black, red, orange and white	10m
3-999-13F		30m
4-999-13F		50m

8 X 1.5MM² / 5 X 2.5MM² CROSS SECTION THIN WALL

CONDUCTOR		OUTSIDE Ø
8x30/0.25mm	5x50/0.25mm*	12.8mm

↪ Suitable for ISO 11446 connectors.


PART NO.	DESCRIPTION	REEL LENGTH
0-999-63F	Red, brown, green, yellow, blue, black, pink, grey*, white/blue, orange*, white*, white/red* and white/black*	10m
3-999-63F		30m

HEAVY-DUTY CABLE

FLEXIBLE STARTER CABLE BS6862



Durite Twin Core Cable now has an increased flexibility & is easier to strip.
Easily identify the new range, with an 'F' in the part no.



16MM² CROSS SECTION

CONDUCTOR	CURRENT RATING	OUTSIDE Ø
224/0.30mm	110A	9mm

PART NO.	DESCRIPTION	REEL LENGTH
0-978-01F	Black	10m
3-978-01F	Black	30m
4-978-01F	Black	100m
0-978-05F	Red	10m
3-978-05F	Red	30m
4-978-05F	Red	100m

40MM² CROSS SECTION

CONDUCTOR	CURRENT RATING	OUTSIDE Ø
315/0.40mm	300A	12.2mm

PART NO.	DESCRIPTION	REEL LENGTH
0-982-10F	Black	10m
3-982-10F	Black	30m
0-982-15F	Red	10m
3-982-15F	Red	30m

20MM² CROSS SECTION

CONDUCTOR	CURRENT RATING	OUTSIDE Ø
266/0.30mm	135A	9.5mm

PART NO.	DESCRIPTION	REEL LENGTH
0-980-11F	Black	10m
3-980-11F	Black	30m
0-979-15F	Red	10m
3-979-15F	Red	30m

50MM² CROSS SECTION

CONDUCTOR	CURRENT RATING	OUTSIDE Ø
640/0.30mm	345A	13.5mm

PART NO.	DESCRIPTION	REEL LENGTH
0-977-10F	Black	10m
3-977-10F	Black	30m
0-977-15F	Red	10m
3-977-15F	Red	30m

25MM² CROSS SECTION

CONDUCTOR	CURRENT RATING	OUTSIDE Ø
196/0.40mm	170A	9.7mm

PART NO.	DESCRIPTION	REEL LENGTH
0-981-10F	Black	10m
3-981-10F	Black	30m
4-981-10F	Black	100m
0-981-15F	Red	10m
3-981-15F	Red	30m
4-981-15F	Red	100m

60MM² CROSS SECTION

CONDUCTOR	CURRENT RATING	OUTSIDE Ø
475/0.40mm	415A	14.6mm

PART NO.	DESCRIPTION	REEL LENGTH
0-983-10F	Black	10m
3-983-10F	Black	30m
0-983-15F	Red	10m
3-983-15F	Red	30m

35MM² CROSS SECTION


CONDUCTOR	CURRENT RATING	OUTSIDE Ø
451/0.30mm	240A	11.7mm

PART NO.	DESCRIPTION	REEL LENGTH
0-976-10F	Black	10m
3-976-10F	Black	30m
4-976-10F	Black	100m
0-976-15F	Red	10m
3-976-15F	Red	30m
4-976-15F	Red	100m

70MM² CROSS SECTION

CONDUCTOR	CURRENT RATING	OUTSIDE Ø
905/0.30mm	485A	15.8mm

PART NO.	DESCRIPTION	REEL LENGTH
0-977-01F	Black	10m
3-977-01F	Black	30m
0-977-05F	Red	10m
3-977-05F	Red	30m



STARTER CABLE BS6862

20MM² CROSS SECTION

CONDUCTOR	CURRENT RATING	OUTSIDE Ø
266/0.30mm	135A	9mm

PART NO.	DESCRIPTION	REEL LENGTH
0-980-01F	Black	10m
0-979-05F	Red	10m

60MM² CROSS SECTION

CONDUCTOR	CURRENT RATING	OUTSIDE Ø
61/1.13mm	415A	14.5mm

PART NO.	DESCRIPTION	REEL LENGTH
0-983-00F	Black	10m
3-983-00F	Black	30m
0-983-05F	Red	10m

25MM² CROSS SECTION

CONDUCTOR	CURRENT RATING	OUTSIDE Ø
37/0.90mm	170A	9.7mm

PART NO.	DESCRIPTION	REEL LENGTH
0-981-00F	Black	10m
0-981-05F	Red	10m

95MM² CROSS SECTION


CONDUCTOR	CURRENT RATING	OUTSIDE Ø
684/0.40mm	500A	17.9mm

PART NO.	DESCRIPTION	REEL LENGTH
0-990-00F	Black	10m
0-990-05F	Red	10m

40MM² CROSS SECTION

CONDUCTOR	CURRENT RATING	OUTSIDE Ø
61/0.90mm	300A	11.8mm

PART NO.	DESCRIPTION	REEL LENGTH
0-982-00F	Black	10m
3-982-00F	Black	30m
0-982-05F	Red	10m
3-982-05F	Red	30m



DOUBLE INSULATED BATTERY / WELDING CABLE

- Double Ethylenepropylene rubber sheathed
- Copper core
- High temperature PETP tape separator
- BS638 part 4 1996

35MM² CROSS SECTION

CONDUCTOR	CURRENT RATING	OUTSIDE Ø
1107/0.20mm	290A	12.4mm

PART NO.	DESCRIPTION	REEL LENGTH
0-984-00	Black	10m
0-984-05	Orange	10m

70MM² CROSS SECTION

CONDUCTOR	CURRENT RATING	OUTSIDE Ø
2214/0.20mm	460A	16.3mm

PART NO.	DESCRIPTION	REEL LENGTH
0-985-00	Black	10m
0-985-05	Orange	10m

SPECIAL CABLE

SPEAKER CABLE - TWIN CORE PVC



2 X 0.38MM² CROSS SECTION

CONDUCTOR	CURRENT RATING	OUTSIDE Ø	REEL LENGTH
2x12/0.20mm	2A	3.6x1.7mm	100m

PART NO.	DESCRIPTION
0-954-17	Black and black/white

2 X 0.75MM² CROSS SECTION

CONDUCTOR	CURRENT RATING	OUTSIDE Ø	REEL LENGTH
2x24/0.20mm	6A	4.3x2.1mm	100m

PART NO.	DESCRIPTION
0-954-15	Black and black/red

FLEXIBLE MAINS CABLE - 3 CORE BS6500

3 X 1.0MM² CROSS SECTION, PVC INSULATED

CONDUCTOR	CURRENT RATING	OUTSIDE Ø	REEL LENGTH
32/0.20mm	10A	7.6mm	30m

PART NO.	DESCRIPTION
0-988-00	Blue, brown, green/yellow, sheathed white PVC



3 X 1.5MM² CROSS SECTION, PVC INSULATED

CONDUCTOR	CURRENT RATING	OUTSIDE Ø	REEL LENGTH
30/0.25mm	15A	8.9mm	30m

PART NO.	DESCRIPTION
0-989-00	Blue, brown, green/yellow, sheathed white PVC

3 X 1.0MM² CROSS SECTION, TRS INSULATED

CONDUCTOR	CURRENT RATING	OUTSIDE Ø	REEL LENGTH
32/0.20mm	10A	6.5mm	30m

PART NO.	DESCRIPTION
0-986-10	Blue, brown, green/yellow, sheathed black rubber

✂ TRS = Tough Rubber Sheathed.

IGNITION CABLE BS6862

SILICON SHEATHED, SILICON INSULATED SUPPRESSED CARBON

REEL LENGTH
30m

PART NO.	DESCRIPTION
0-961-57	Black, Ø 7mm
0-961-58	Black, Ø 8mm



1.5MM² PVC SHEATHED COPPER, PVC INSULATED

CONDUCTOR	OUTSIDE Ø	REEL LENGTH
21/0.30mm	7mm	30m

PART NO.	DESCRIPTION	PART NO.	DESCRIPTION
0-961-01	Black	0-961-05	Red


SIAMESE BATTERY CABLE

50M COIL SIAMESE BATTERY CABLE

- Highly flexible
- Double-insulated & Dual-core
- Class 6 copper conductors
- Figure of 8 configuration
- Suitable for indoor, outdoor, wet and dry locations
- Suitable for battery powered equipment and motorised vehicles
- Red and black insulation with transparent PVC outer-sheath
- Nominal overall dimensions 9.1 x 20.0mm



PART NO.	DESCRIPTION	QTY
0-975-35	190A 2 x 35mm ² 50m coil	1

 Build your own cable with alternative connectors, subject to MOQ.

POWER CABLE

170A POWER CABLE

- 12/24V
- 4m maximum working length
- Rated at 170A
- With 2 high current connectors
- 2 x 25mm² black cables

PART NO.	DESCRIPTION	QTY	PART NO.	DESCRIPTION	QTY
4-204-06	1.5m cable	1	4-204-05	3m cable	1
4-204-03	2m cable	1	4-204-09	4m cable	1
4-204-07	2m cable (2 x 35mm ²)	1			



175A RETRACTABLE TWISTED PAIR POWER CABLE

- 12/24V
- 3m maximum working length
- 2 x 35mm² & 1 x red & 1 x black twisted pair power cable
- Rated at 175A

PART NO.	DESCRIPTION	QTY
0-733-35	With plain ends	1
0-733-36	With grey high current connectors	1
0-733-37	With red high current connectors	1



130A RETRACTABLE TWISTED PAIR POWER CABLE

- 12/24V
- 3m maximum working length
- 2 x 25mm² & 1 x red & 1 x black twisted pair power cable
- Rated at 130A

PART NO.	DESCRIPTION	QTY
0-733-25	With plain ends	1
0-733-26	With grey high current connectors	1
0-733-27	With red high current connectors	1



80A RETRACTABLE POWER CABLE



- 12/24V
- 3m maximum working length
- 2 x red 6mm² & 2 x 6mm², insulated black sheath cable
- Rated at 80A

PART NO.	DESCRIPTION	QTY
0-732-00	With red aftermarket high current connectors	1
0-714-03	With plain ends	1

80A RETRACTABLE POWER CABLE



- 12/24V
- 3m maximum working length
- 4 x 6mm², 2 x red & 2 x black, insulated core
- Rated at 80A

PART NO.	DESCRIPTION	QTY
0-732-01	With grey high current connectors	1

ELECTRIC VEHICLE POWER CABLES

SINGLE PHASE EV TYPE 2 EXTENSION CABLE



EV only product



- 5 metre Type 2 extension cable
- Single Phase 110-230VAC
- Protected to IP54
- UKCA, CE, RoHS Approved. IEC62196-1 2014, EC62196-2 2017

PART NO.	DESCRIPTION	QTY
0-731-16	16A single phase	1
0-731-32	32A single phase	1

THREE PHASE EV TYPE 2 EXTENSION CABLE



EV only product



- 5 metre Type 2 extension cable
- Three Phase 480VAC
- Protected to IP54
- UKCA, CE, RoHS Approved. IEC62196-1 2014, EC62196-2 2017

PART NO.	DESCRIPTION	QTY
0-731-17	16A three phase	1
0-731-33	32A three phase	1



DURITE PRODUCTS CAN BE USED ON ELECTRIC VEHICLES (EV)

Durite products are of the highest quality, making them perfect for your Electric Vehicles.



Top picks for EVs

1

These connectors are "genderless" and are connected to each other by inverting one connector. The contacts are self-wiping.

CONNECTORS

HIGH CURRENT CONNECTORS

2 POLE CONNECTORS


HIGH CURRENT CONNECTORS

Available in larger quantities.



DESCRIPTION	GREY		RED	
	QTY 1	QTY 100	QTY 1	QTY 100
Rated 50A	0-431-05	3-431-05	0-432-05	3-432-05
Rated 120A	0-431-20	-	0-432-20	-
Rated 175A	0-431-75	3-431-75	0-432-75	3-432-75
Rated 350A	0-431-35		0-432-35	-

AFTERMARKET HIGH CURRENT CONNECTORS



DESCRIPTION	GREY		RED	
	QTY 1	QTY 100	QTY 1	QTY 100
Rated 50A 16mm ²	5-431-45	0-431-45	5-432-45	0-432-45
Rated 175A 50mm ²	5-431-55	0-431-55	5-432-55	0-432-55

CONNECTOR ACCESSORIES

POLYCARBONATE HANDLE

Polycarbonate handle.

Item shown 0-431-99.



PART NO.	DESCRIPTION	QTY
0-431-98	Red for 0-431-05, 0-431-20 & 0-431-20, 0-432-05	1
0-431-99	Grey for 0-431-75, 0-431-35	1
0-432-99	Red for 0-432-75, 0-432-35	1

MOULDED PVC PROTECTIVE COVER

Moulded PVC protective cover for cable/connector.



PART NO.	DESCRIPTION	QTY
0-431-85	For 50A connector	1
0-431-87	For 175A connector	1
0-431-83	For 350A connector	1

Item shown 0-431-87.

CONNECTOR PROTECTIVE COVER

Connector Protective cover.



PART NO.	DESCRIPTION	QTY
0-431-95	For 50A connector	1
0-431-97	For 175A connector	1
0-431-93	For 350A connector	1

Item shown 0-431-97.

2 3

These connectors can be ganged together, are 'genderless' and are connected to each other by inverting one connector. The contacts are self-wiping

1 & 2 POLE CONNECTORS

30A GENDERLESS CONNECTORS

2

Polycarbonate housing with silver plated solid copper terminals.



PART NO.	DESCRIPTION	QTY
0-014-01	Black	10
0-014-05	Red	10

75A GENDERLESS CONNECTORS

3

Polycarbonate housing with silver plated solid copper terminals.



PART NO.	DESCRIPTION	QTY
0-014-51	Black	2
0-014-55	Red	2

BRASS BODY CONNECTOR

BRASS BODY CONNECTOR



With four grub screws and heat shrinkable, polyolefin sleeving

PART NO.	DESCRIPTION	QTY
0-466-00	For cable up to 25mm ²	10
0-466-01	For cable up to 40mm ²	10

HEAVY-DUTY BUTT SPLICE CONNECTORS

TIN PLATED BUTT SPLICE CONNECTORS



- Durite's Heavy-Duty Butt Splice Connectors are used to connect or splice two wires to lengthen, change or repair an electrical circuit
- Suitable for Automotive, Marine, Commercial and Industrial Applications
- Made from Tin Plated Copper

PART NO.	CABLE CSA	QTY	PART NO.	CABLE CSA	QTY
0-008-20	10mm ²	10	0-008-60	50mm ²	10
0-008-30	16mm ²	10	0-008-70	70mm ²	10
0-008-40	25mm ²	10	0-008-80	95mm ²	10
0-008-50	35mm ²	10			

LOOKING FOR?
Crimping tools see page 291.

CSA= Cross Sectional Area.

TERMINALS CABLE SOCKETS

TIN PLATED CABLE SOCKETS

- Tinned solid copper cable sockets
 - Select cable diameter & stud size from the table below
- CSA= Cross Sectional Area.

	QTY	CABLE Ø	CABLE CSA	STUD SIZE 5MM	STUD SIZE 6MM	STUD SIZE 8MM	STUD SIZE 10MM	STUD SIZE 12MM	STUD SIZE 14MM	STUD SIZE 16MM
	10	4.40mm	10mm ²	0-008-21	0-008-22	0-008-23	0-008-24	0-008-25	-	-
	100	4.40mm	10mm ²	3-008-21	3-008-22	3-008-23	3-008-24	3-008-25	-	-
	10	5.60mm	16mm ²	-	0-008-32	0-008-33	0-008-34	0-008-35	-	-
	100	5.60mm	16mm ²	-	3-008-32	3-008-33	3-008-34	3-008-35	-	-
	10	7.00mm	25mm ²	-	0-008-42	0-008-43	0-008-44	0-008-45	-	-
	100	7.00mm	25mm ²	-	3-008-42	3-008-43	3-008-44	3-008-45	-	-
	10	8.20mm	35mm ²	-	0-008-52	0-008-53	0-008-54	0-008-55	-	-
	100	8.20mm	35mm ²	-	3-008-52	3-008-53	3-008-54	3-008-55	-	-
	10	9.50mm	50mm ²	-	0-008-62	0-008-63	0-008-64	0-008-65	0-008-66	-
	100	9.50mm	50mm ²	-	3-008-62	3-008-63	3-008-64	3-008-65	-	-
	10	11.50mm	70mm ²	-	-	0-008-73	0-008-74	0-008-75	0-008-76	0-008-77
	100	11.50mm	70mm ²	-	-	3-008-73	3-008-74	3-008-75	-	-
	10	13.50mm	95mm ²	-	-	-	0-008-84	0-008-85	0-008-86	0-008-87

CABLE & WIRING ACCESSORIES CONNECTORS & TERMINALS BATTERY TERMINALS

BATTERY TERMINALS

DRILLED 7.5MM FOR 25MM² CABLE



- Hot stamped brass S.M.M.T battery terminals for longevity

PART NO.	DESCRIPTION	QTY
1-020-01	Positive	10
1-020-10	Positive	100
2-020-01	Negative	10

DRILLED 9.5MM FOR 40MM² CABLE



- Hot stamped brass S.M.M.T battery terminals for longevity

PART NO.	DESCRIPTION	QTY
1-155-01	Positive	10
2-155-01	Negative	10

DRILLED 11.1MM FOR 60MM² CABLE



- Hot stamped brass S.M.M.T battery terminals for longevity

PART NO.	DESCRIPTION	QTY
1-388-01	Positive	10
2-388-01	Negative	10

DRILLED 14.3MM FOR XL CABLE



- Heavy-duty terminals

PART NO.	DESCRIPTION	QTY
1-224-01	Positive	10
2-224-01	Negative	10

DRILLED 8.9MM



- For 37/0.90mm 25mm² and 61/0.90mm 40mm² cable

PART NO.	DESCRIPTION	QTY
1-018-01	Positive	10
1-018-10	Positive	100
5-018-01	Positive	1
2-018-01	Negative	10
2-018-10	Negative	100
6-018-01	Negative	1

DRILLED 11.1MM



- For 61/1.13mm. 60mm² cable

PART NO.	DESCRIPTION	QTY
1-558-01	Positive	10
1-558-10	Positive	100
5-558-01	Positive	1
2-558-01	Negative	10
2-558-10	Negative	100
6-558-01	Negative	1

DRILLED 14.3MM FOR XL CABLE

- Heavy-duty terminals

PART NO.	DESCRIPTION	QTY
2-559-01	Negative	10
2-559-10	Negative	100
6-559-01	Negative	1

PART NO.	DESCRIPTION	QTY
1-559-01	Positive	10
1-559-10	Positive	100
5-559-01	Positive	1



STUD BATTERY TERMINALS

WITH 8MM STUD



- Hot stamped brass S.M.M.T battery terminals for longevity

PART NO.	DESCRIPTION	QTY
1-102-01	Positive	10
1-102-10	Positive	100
5-102-01	Positive	1
2-102-01	Negative	10
2-102-10	Negative	100
6-102-01	Negative	1


WITH 10MM STUD



- Hot stamped brass S.M.M.T battery terminals for longevity

PART NO.	DESCRIPTION	QTY
1-103-01	Positive	10
1-103-10	Positive	100
5-103-01	Positive	1
2-103-01	Negative	10
2-103-10	Negative	100
6-103-01	Negative	1

LIGHTING TERMINALS



- With vertical 3/8 UNC stud, washer and nut. Same size as AC Delco batteries

PART NO.	DESCRIPTION	QTY
1-100-04	Positive	10
5-100-04	Positive	1
2-100-04	Negative	10
6-100-04	Negative	1

- With vertical 5/16 Whitworth stud, spring washer and nut

PART NO.	DESCRIPTION	QTY
1-100-01	Positive	10
1-100-10	Positive	100
5-100-01	Positive	1
2-100-01	Negative	10
2-100-10	Negative	100
6-100-01	Negative	1

OTHER BATTERY TERMINALS

QUICK RELEASE TERMINALS



- A practical solution to ordinary battery terminals, by means of a quick release clamp mechanism to easily attach or detach the terminals from a vehicle battery
- These quick release battery terminals are for any vehicle battery cable 20/25mm² to 50mm²
- Made of natural brass
- Pack of 2 (1 positive and 1 negative) or sold individually

PART NO.	DESCRIPTION	QTY
0-023-00	Positive/Negative Pack	2
1-023-00	Positive only - Red	1
2-023-00	Negative only - Blue	1

CABLE & WIRING ACCESSORIES CONNECTORS & TERMINALS BATTERY TERMINALS

DURITE[®]

in YouTube f

**WE'RE ON SOCIAL MEDIA
FOLLOW US
@DURITELIMITED**

FORD TYPE TERMINAL

- Battery terminals for Ford type terminal conversion
- 1 positive and 1 negative

PART NO.	DESCRIPTION	QTY
0-022-00	Ford type	pair

DISCONNECT TYPE TERMINAL

- Green with plastic tightening wheel without fuse holder
- Ideal battery isolator or anti-theft device

PART NO.	DESCRIPTION	QTY
2-021-00	Disconnect type	1

BATTERY TERMINAL ACCESSORIES

MOULDED NATURAL RUBBER BATTERY TERMINAL COVERS

- To fit all side entry battery terminals
- To fit all standard lighting terminals

PART NO.	SIZE	QTY
1-558-99	Red	10
5-558-99	Red	1
2-558-99	Black	10
6-558-99	Black	1

PART NO.	SIZE	QTY
1-100-99	Red	10
5-100-99	Red	1
2-100-99	Black	10
6-100-99	Black	1



ANTI-CORROSIVE COMPOUND

- An anti-corrosive compound which kills corrosion and inhibits deterioration of terminals and metal parts on or near lead acid batteries

PART NO.	DESCRIPTION	QTY
0-139-99	Anti-corrode	1



DURITE[®]

LOOKING FOR ASSORTED PRE-INSULATED TERMINAL KIT? See page 211.

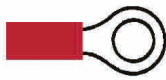
PRE-INSULATED TERMINALS

Terminals are solid copper or solid brass and have copper insulation support sleeve.

RING TERMINALS

COPPER

Suitable for cables
0.5mm² - 1.5mm²
9 - 21/0.30mm



PART NO.	SIZE	QTY
0-001-01	3.7mm ring	50
2-001-01	3.7mm ring	100
0-001-02	5.3mm ring	50
2-001-02	5.3mm ring	100
3-001-02	5.3mm ring	1000
0-001-20	6.4mm ring	50
2-001-20	6.4mm ring	100
3-001-20	6.4mm ring	1000
0-001-48	8.4mm ring	50
2-001-48	8.4mm ring	100
3-001-48	8.4mm ring	1000

Suitable for cables
1.5mm² - 2.5mm²
21 - 35/0.30mm



PART NO.	SIZE	QTY
0-001-05	3.7mm ring	50
2-001-05	3.7mm ring	100
0-001-06	5.3mm ring	50
2-001-06	5.3mm ring	100
3-001-06	5.3mm ring	1000
0-001-21	6.4mm ring	50
2-001-21	6.4mm ring	100
3-001-21	6.4mm ring	1000
0-001-45	8.4mm ring	50
2-001-45	8.4mm ring	100
3-001-45	8.4mm ring	1000

Suitable for cables
3.0mm² - 6.0mm²
44 - 84/0.30mm



PART NO.	SIZE	QTY
0-001-23	5.3mm ring	50
2-001-23	5.3mm ring	100
3-001-23	5.3mm ring	1000
0-001-22	6.4mm ring	50
2-001-22	6.4mm ring	100
3-001-22	6.4mm ring	1000
0-001-12	8.4mm ring	50
2-001-12	8.4mm ring	100
3-001-12	8.4mm ring	1000
0-001-25	10.5mm ring	50
2-001-25	10.5mm ring	100
3-001-25	10.5mm ring	1000
0-001-39	13mm ring	50
2-001-39	13mm ring	100
3-001-39	13mm ring	1000

RING TERMINALS HEATSHRINK

COPPER

Suitable for cables
0.5mm² - 1.5mm²
9 - 21/0.30mm



PART NO.	SIZE	QTY
2-001-65	4.3mm ring	100
2-001-68	5.3mm ring	100
2-001-71	6.4mm ring	100

Suitable for cables
1.5mm² - 2.5mm²
21 - 35/0.30mm

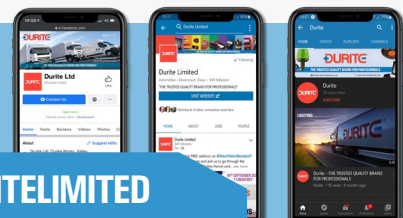


PART NO.	SIZE	QTY
2-001-66	4.3mm ring	100
2-001-69	5.3mm ring	100
2-001-72	6.4mm ring	100

Suitable for cables
4.0mm² - 6.0mm²
56-84/0.30mm



PART NO.	SIZE	QTY
2-001-67	4.3mm ring	100
2-001-70	5.3mm ring	100
2-001-73	6.4mm ring	100




WE'RE ON SOCIAL MEDIA FOLLOW US @DURITELIMITED

CABLE & WIRING ACCESSORIES CONNECTORS & TERMINALS PRE-INSULATED TERMINALS

FORK TERMINALS


COPPER

Suitable for cables
0.5mm² - 1.5mm²
9 - 21/0.30mm



PART NO.	SIZE	QTY
0-001-03	3.7mm ring	50
2-001-03	3.7mm ring	100
3-001-03	3.7mm ring	1000

Suitable for cables
1.5mm² - 2.5mm²
21 - 35/0.30mm



PART NO.	SIZE	QTY
0-001-07	3.7mm ring	50
3-001-07	3.7mm ring	1000

LOOKING FOR?
Crimping tools
See page 291-293.

BLADE TERMINALS

BRASS

Suitable for cables
0.5mm² - 1.5mm²
9 - 21/0.30mm



PART NO.	SIZE	QTY
0-001-26	6.3mm blade	50
2-001-26	6.3mm blade	100
3-001-26	6.3mm blade	1000

Suitable for cables
1.5mm² - 2.5mm²
21 - 35/0.30mm



PART NO.	SIZE	QTY
0-001-13	6.3mm blade	50
2-001-13	6.3mm blade	100
3-001-13	6.3mm blade	1000

Suitable for cables
3.0mm² - 6.0mm²
44 - 84/0.30mm



PART NO.	SIZE	QTY
0-001-28	6.3mm blade	50
2-001-28	6.3mm blade	100
3-001-28	6.3mm blade	1000

MALE SPADE TERMINALS HEATSHRINK

BRASS

Suitable for cables
0.5mm² - 1.5mm²
9 - 21/0.30mm



PART NO.	SIZE	QTY
2-001-62	6.3mm male spade	100

Suitable for cables
1.5mm² - 2.5mm²
21 - 35/0.30mm



PART NO.	SIZE	QTY
2-001-63	6.3mm male spade	100

Suitable for cables
4.0mm² - 6.0mm²
56-84/0.30mm



PART NO.	SIZE	QTY
2-001-64	6.3mm male spade	100

CABLE & WIRING ACCESSORIES CONNECTORS & TERMINALS PRE-INSULATED TERMINALS

PUSH ON TERMINALS

BRASS

Suitable for cables
0.5mm² - 1.5mm²
9 - 21/0.30mm




PART NO.	SIZE	QTY
0-001-30	2.8mm push on	50
2-001-30	2.8mm push on	100
0-001-34	4.8mm push on	50
0-001-09	6.3mm push on	50
2-001-09	6.3mm push on	100
3-001-09	6.3mm push on	1000

Suitable for cables
1.5mm² - 2.5mm²
21 - 35/0.30mm



PART NO.	SIZE	QTY
0-001-29	4.8mm push on	50
2-001-29	4.8mm push on	100
0-001-17	6.3mm push on	50
2-001-17	6.3mm push on	100
0-001-40	8.0mm push on	50

Suitable for cables
3.0mm² - 6.0mm²
44 - 84/0.30mm



PART NO.	SIZE	QTY
0-001-18	6.3mm push on	50
2-001-18	6.3mm push on	100
0-001-19	9.5mm push on	50
3-001-19	9.5mm push on	1000

FEMALE SPADE TERMINAL HEATSHRINK

BRASS

Suitable for cables
0.5mm² - 1.5mm²
9 - 21/0.30mm



PART NO.	SIZE	QTY
2-001-59	6.3mm female spade	100

Suitable for cables
1.5mm² - 2.5mm²
21 - 35/0.30mm



PART NO.	SIZE	QTY
2-001-60	6.3mm female spade	100

Suitable for cables
3.0mm² - 6.0mm²
56-84/0.30mm



PART NO.	SIZE	QTY
2-001-61	6.3mm female spade	100

INSULATED PUSH ON TERMINALS

BRASS

Suitable for cables
0.5mm² - 1.5mm²
9 - 21/0.30mm



PART NO.	SIZE	QTY
0-001-52	4.8mm push on	50
2-001-52	4.8mm push on	100
3-001-52	4.8mm push on	1000
0-001-41	6.3mm push on	50
2-001-41	6.3mm push on	100
3-001-41	6.3mm push on	1000

Suitable for cables
1.5mm² - 2.5mm²
21 - 35/0.30mm



PART NO.	SIZE	QTY
0-001-27	6.3mm push on	50
2-001-27	6.3mm push on	100
3-001-27	6.3mm push on	1000

Suitable for cables
3.0mm² - 6.0mm²
44 - 84/0.30mm



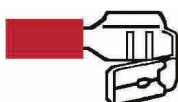
PART NO.	SIZE	QTY
0-001-46	6.3mm push on	50
2-001-46	6.3mm push on	100
3-001-46	6.3mm push on	1000
3-001-47	9.5mm push on	1000

CABLE & WIRING ACCESSORIES CONNECTORS & TERMINALS PRE-INSULATED TERMINALS

PIGGY BACK TERMINALS

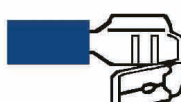
BRASS

Suitable for cables
0.5mm² - 1.5mm²
9 - 21/0.30mm



PART NO.	SIZE	QTY
0-001-33	6.3mm piggy back	50
2-001-33	6.3mm piggy back	100

Suitable for cables
1.5mm² - 2.5mm²
21 - 35/0.30mm



PART NO.	SIZE	QTY
0-001-15	6.3mm piggy back	50
2-001-15	6.3mm piggy back	100
3-001-15	6.3mm piggy back	1000

NIPPLE TERMINALS

BRASS

Suitable for cables
0.5mm² - 1.5mm²
9 - 21/0.30mm



PART NO.	SIZE	QTY
0-001-36	4.0mm nipple	50
2-001-36	4.0mm nipple	100
3-001-36	4.0mm nipple	1000

Suitable for cables
1.5mm² - 2.5mm²
21 - 35/0.30mm



PART NO.	SIZE	QTY
0-001-32	5.0mm nipple	50
2-001-32	5.0mm nipple	100
3-001-32	5.0mm nipple	1000

Suitable for cables
3.0mm² - 6.0mm²
44 - 84/0.30mm



PART NO.	SIZE	QTY
0-001-37	5.0mm nipple	50

NIPPLE TERMINALS HEATSHRINK

BRASS

Suitable for cables
0.5mm² - 1.5mm²
9 - 21/0.30mm



PART NO.	SIZE	QTY
2-001-56	4.0mm nipple	100

Suitable for cables
1.5mm² - 2.5mm²
21 - 35/0.30mm



PART NO.	SIZE	QTY
2-001-57	5.0mm nipple	100

Suitable for cables
4.0mm² - 6.0mm²
56-84/0.30mm



PART NO.	SIZE	QTY
2-001-58	5.0mm nipple	100

CABLE & WIRING ACCESSORIES CONNECTORS & TERMINALS PRE-INSULATED TERMINALS

PIN TERMINALS

COPPER

Suitable for cables
0.5mm² - 1.5mm²
9 - 21/0.30mm



PART NO.	SIZE	QTY
0-001-42	1.9mm pin	50
2-001-42	1.9mm pin	100
3-001-42	1.9mm pin	1000

Suitable for cables
1.5mm² - 2.5mm²
21 - 35/0.30mm



PART NO.	SIZE	QTY
0-001-43	1.9mm pin	50
2-001-43	1.9mm pin	100

Suitable for cables
3.0mm² - 6.0mm²
44 - 84/0.30mm



PART NO.	SIZE	QTY
0-001-44	2.9mm pin	50
2-001-44	2.9mm pin	100

NIPPLE RECEPTACLES

BRASS

Suitable for cables
0.5mm² - 1.5mm²
9 - 21/0.30mm



PART NO.	SIZE	QTY
0-001-35	4.0mm receptacle	50
2-001-35	4.0mm receptacle	100
3-001-35	4.0mm receptacle	1000

Suitable for cables
1.5mm² - 2.5mm²
21 - 35/0.30mm



PART NO.	SIZE	QTY
0-001-31	5.0mm receptacle	50
2-001-31	5.0mm receptacle	100
3-001-31	5.0mm receptacle	1000

Suitable for cables
3.0mm² - 6.0mm²
44 - 84/0.30mm



PART NO.	SIZE	QTY
0-001-38	5.0mm receptacle	50

NIPPLE RECEPTACLES HEATSHRINK

BRASS

Suitable for cables
0.5mm² - 1.5mm²
9 - 21/0.30mm



PART NO.	SIZE	QTY
2-001-53	4.0mm receptacle	100

Suitable for cables
1.5mm² - 2.5mm²
21 - 35/0.30mm



PART NO.	SIZE	QTY
2-001-54	5.0mm receptacle	100

Suitable for cables
4.0mm² - 6.0mm²
56-84/0.30mm



PART NO.	SIZE	QTY
2-001-55	5.0mm receptacle	100

CABLE & WIRING ACCESSORIES CONNECTORS & TERMINALS PRE-INSULATED TERMINALS

BUTT CONNECTORS

COPPER

Suitable for cables
0.5mm² - 1.5mm²
9 - 21/0.30mm



PART NO.	QTY
0-001-10	50
2-001-10	100
3-001-10	1000

Suitable for cables
1.5mm² - 2.5mm²
21 - 35/0.30mm



PART NO.	QTY
0-001-11	50
2-001-11	100
3-001-11	1000

Suitable for cables
4.0mm² - 6.0mm²
44 - 84/0.30mm



PART NO.	QTY
0-001-16	50
2-001-16	100
3-001-16	1000

BUTT CONNECTORS: ADHESIVE HEAT-SHRINK

COPPER

Suitable for cables
0.5mm² - 1.5mm²
9 - 21/0.30mm



PART NO.	QTY
0-001-49	25
2-001-49	100
3-001-49	1000

Suitable for cables
1.5mm² - 2.5mm²
21 - 35/0.30mm



PART NO.	QTY
0-001-50	25
2-001-50	100
3-001-50	1000

Suitable for cables
4.0mm² - 6.0mm²
44 - 84/0.30mm



PART NO.	QTY
0-001-51	25
2-001-51	100
3-001-51	1000

BUTT CONNECTORS: SOLDER ADHESIVE LINED HEATSHRINK

Suitable for cables
0.2mm² - 0.75mm²



PART NO.	QTY
0-001-90	10

Suitable for cables
0.6mm² - 2.0mm²



PART NO.	QTY
0-001-91	10

Suitable for cables
1.8mm² - 2.5mm²



PART NO.	QTY
0-001-92	10

Suitable for cables
2.4mm² - 4.5mm²



PART NO.	QTY
0-001-93	10

UNINSULATED TERMINALS

NIPPLE TERMINALS

✂ Use crimp tool 0-004-50.



- Crimp nipple for 0.65mm² cable

PART NO.	DESCRIPTION	QTY
0-005-39	0.65mm ²	100



- Crimp nipple for 1.00mm² cable

PART NO.	DESCRIPTION	QTY
0-005-40	1.00mm ²	100

🔍 **LOOKING FOR?**

Crimp tool see page 291-293.



- Crimp nipple for 2.00mm² cable

PART NO.	DESCRIPTION	QTY
0-005-41	2.00mm ²	100



- Solder nipple for 3.00mm² cable

PART NO.	DESCRIPTION	QTY
0-004-70	3.00mm ²	100

NIPPLE TERMINAL CONNECTORS


🔧 Use assembly tool 0-004-00 see page 293.

- Single connector



PART NO.	DESCRIPTION	QTY
0-004-71	Single connector	50

- Double connector



PART NO.	DESCRIPTION	QTY
0-004-72	Double connector	50

ROUND TERMINALS

FEMALE RECEPTACLE

- 2.00mm bulkhead socket for 1.00 - 2.50mm² cable



PART NO.	DESCRIPTION	QTY
0-005-15	2.00mm	50

- 3.00mm bulkhead socket for 1.00 - 2.50mm² cable



PART NO.	DESCRIPTION	QTY
0-005-14	3.00mm	50

- 4.70mm terminal with sleeve for Ford coil



PART NO.	DESCRIPTION	QTY
0-004-74	4.70mm	50

MALE PIN

- 2.00mm bulkhead pin for 1.00 - 2.50mm² cable



PART NO.	DESCRIPTION	QTY
0-005-11	2.00mm	50

- 3.00mm bulkhead pin for 1.00 - 2.50mm² cable



PART NO.	DESCRIPTION	QTY
0-005-10	3.00mm	50

- 4.70mm pin for Ford coil Ø 4.7mm



PART NO.	DESCRIPTION	QTY
0-005-48	1.0 - 2.50mm ² cable	50

BLADE TERMINALS

2.8MM RECEPTACLE

- 2.80mm push-on for 0.50 - 1.00mm² cable

🔧 With locking tag.

PART NO.	QTY
0-005-16	50



4.8MM RECEPTACLE

- 4.80mm push-on for 1.00 - 2.50mm² cable

🔧 With locking tag.

PART NO.	QTY
0-005-18	50
3-005-18	1000



CABLE & WIRING ACCESSORIES CONNECTORS & TERMINALS UNINSULATED TERMINALS

6.3MM BLADE

- For 0.65 - 1.00mm² cable

PART NO. QTY

0-011-21 50

3-011-21 1000

 With locking tag.



- 5.00mm hole

PART NO. QTY

0-005-28 50



- For 1.00 - 2.50mm² cable

PART NO. QTY

0-011-22 50

3-011-22 1000

 With locking tag.



- Double blade 3.70mm hole

PART NO. QTY

0-005-34 50



- For 0.50 - 2.00mm² cable

PART NO. QTY

0-005-27 50



- Blade x 6, 4.1mm holes

PART NO. QTY

0-005-35 50



6.3MM RECEPTACLE

- Push-on for 0.65 - 1.00mm² cable

PART NO. QTY

0-011-23 50

3-011-23 1000

 With locking tag.



- Push-on with high current shoe for 2.50 - 4.00mm² cable

PART NO. QTY

0-005-29 50



- Push-on for 1.00 - 2.50mm² cable

PART NO. QTY

0-011-24 50

3-011-24 1000

 With locking tag.



- Push-on 1.00 - 2.50mm² cable

PART NO. QTY

0-005-30 50



- Push-on for 1.00 - 2.50mm² cable

PART NO. QTY

0-005-20 50

3-005-20 1000



6.3MM ADAPTORS

- Piggy-back push-on for 2.00 - 2.50mm² cable

PART NO. QTY

0-005-12 50



- Blade adaptor

PART NO. QTY

0-005-32 50



CABLE & WIRING ACCESSORIES CONNECTORS & TERMINALS UNINSULATED TERMINALS

8.0MM RECEPTACLE



- Push-on for 1.50 - 2.50mm² cable

✂ With locking tag.

PART NO.	QTY
0-005-13	50

9.5MM RECEPTACLE



- Push-on for 4.00 - 6.00mm² cable

PART NO.	QTY
0-005-22	50



- Push-on for 6.00 - 10.00mm² cable

PART NO.	QTY
0-005-24	50

✂ With locking tag.

BLADE TERMINAL INSULATORS

4.8MM INSULATOR



- Clear insulator
- 4.8mm

PART NO.	QTY
0-005-19	50

9.5MM INSULATOR



- Clear insulator
- 9.5mm

PART NO.	QTY
0-005-23	25

6.3MM INSULATORS



- Clear insulator
- 6.3mm

PART NO.	QTY
0-005-21	50



- Clear flag insulator
- 6.3mm

PART NO.	QTY
0-005-31	50



- White post-fit insulator
- 6.3mm

PART NO.	QTY
0-005-26	50

SOLDER TERMINALS

UNINSULATED RING TERMINALS



PART NO.	TYPE	CABLE CSA	QTY
0-010-41	5.0mm Ring	3mm ²	50



PART NO.	TYPE	CABLE CSA	QTY
0-010-51	5.3mm Ring	4.5mm ²	50

CABLE & WIRING ACCESSORIES CONNECTORS & TERMINALS UNINSULATED TERMINALS

UNINSULATED RING TERMINALS

- 10mm²

PART NO.	TYPE	QTY
0-010-55	8.0mm Ring	50



FLAG

✂ MOD 5940.99.400.8491 (0-002-62 only)

PART NO.	HOLE	CONDUCTOR Ø	QTY
0-002-62	9.5mm	7.9mm	25
4-003-53	6.35mm	9.5mm	500



CRIMP RING TERMINALS

RING



HOLE	CONDUCTOR 10MM ²	CONDUCTOR 16MM ²	CONDUCTOR 25MM ²	QTY
6mm	0-010-61	0-010-64	0-010-67	10
6mm	3-010-61	3-010-64	-	100
7.9mm	-	-	0-003-52	25
8mm	0-010-62	0-010-65	0-010-68	10
8mm	3-010-62	3-010-65	3-010-68	100
10mm	0-010-63	0-010-66	-	10
10mm	-	-	0-003-57	25

DURITE

EXPERT SAFETY SOLUTIONS FOR YOUR BUSINESS

FOR STOCK AVAILABILITY VISIT WWW.DURITE.CO.UK OR CONTACT INFO@DURITE.CO.UK

INSULATING BOOT



CABLE ENTRY	TERMINAL Ø	PART NO.	DESCRIPTION	QTY
6mm	11mm	0-003-40	Black	25



CABLE ENTRY	TERMINAL Ø	PART NO.	DESCRIPTION	QTY
8mm	15mm	0-003-50	Black	25
		3-003-50	Black	100



CABLE ENTRY	TERMINAL Ø	PART NO.	DESCRIPTION	QTY
8x14mm	21mm	0-003-60	Black	10

CABLE ENTRY	TERMINAL Ø	PART NO.	DESCRIPTION	QTY
8mm	17mm	0-003-70	Black	10
		0-003-75	Red	10



CABLE ENTRY	TERMINAL Ø	PART NO.	DESCRIPTION	QTY
13mm	17mm	0-003-80	Black	10
		0-003-85	Red	10



CONNECTORS

SCOTCHLOK™ CONNECTORS



- For 0.65 - 1.5mm² cables

PART NO.	QTY
0-560-04	50



- For 3.00 - 4.50mm², 0.65 - 2.00mm² cables

PART NO.	QTY
0-005-61	25



- For 1.00 - 2.00mm² cables

PART NO.	QTY
0-560-02	50

AFTERMARKET CONNECTOR



- For 0.75 to 2.5mm² cables

PART NO.	QTY
0-560-12	50

IGNITION TERMINALS

TERMINALS



PART NO.	USAGE	QTY
0-006-03	Distributor cap	25



PART NO.	USAGE	QTY
0-006-13	Distributor cap	25

✂ Use insulator 0-009-10.



PART NO.	USAGE	QTY
0-006-10	Spark plug	25

✂ Use insulator 0-009-03.

INSULATORS



PART NO.	TYPE	USAGE	QTY
0-009-11	Insulator	Distributor cap	25



✂ For 0-006-10.

PART NO.	TYPE	USAGE	QTY
0-009-03	Insulator	Spark plug	25



✂ For 0-006-13.

PART NO.	TYPE	USAGE	QTY
0-009-10	Insulator	Distributor cap	25

MULTIPLE CONNECTORS ECONOSEAL CONNECTORS

✂ Use crimping tool 0-703-51 for these connectors.

WATERPROOF MALE CONNECTOR

- Supplied with terminals and seal

PART NO.	TYPE	QTY
0-012-42	2-way	1
0-012-43	3-way	1



WATERPROOF FEMALE CONNECTOR

- Supplied with terminals and seal

PART NO.	TYPE	QTY
0-012-52	2-way	1
0-012-53	3-way	1



JUNIOR TIMER CONNECTORS

FEMALE CONNECTOR

- Supplied with cable boot and terminals

✂ Use crimping tool 0-703-53.

PART NO.	TYPE	QTY
0-012-71	2-way	1



✂ Use crimping tool 0-703-52 for these connectors.

JUNIOR POWER TIMER CONNECTORS

MALE CONNECTOR



- Supplied with cable seals and terminals

🔍 **LOOKING FOR?**
Crimping tools
See page 291-293.

PART NO.	TYPE	QTY
0-012-62	2-way	1

FEMALE CONNECTOR



- Supplied with cable seals and terminals

PART NO.	TYPE	QTY
0-012-72	2-way	1
0-012-73	3-way	1
0-012-74	4-way	1

JUNIOR POWER TIMER TERMINALS

JUNIOR POWER TIMER TERMINALS



PART NO.	TYPE	QTY
0-012-25	0.5 - 1.0mm ² male	50
0-012-26	1.00 - 2.5mm ² male	50



PART NO.	TYPE	QTY
0-012-27	0.5 - 1.0mm ² female	50
0-012-28	1.00 - 2.5mm ² female	50

SUPERSEAL CONNECTORS & TERMINALS

✂ Use crimping tool 0-703-51 for these connectors.

1.5MM MALE BLADE HOUSING

1 of = Complete kit
100 of = Housings only



PART NO.	TYPE	QTY
0-011-51	1-way	1
3-011-51	1-way	100
0-011-52	2-way	1
3-011-52	2-way	100
0-011-53	3-way	1
3-011-53	3-way	100
0-011-54	4-way	1
3-011-54	4-way	100
0-011-55	5-way	1
3-011-55	5-way	100
0-011-56	6-way	1
3-011-56	6-way	100

1.5MM FEMALE BLADE HOUSING

1 of = Complete kit
100 of = Housings only



PART NO.	TYPE	QTY
0-011-61	1-way	1
3-011-61	1-way	100
0-011-62	2-way	1
3-011-62	2-way	100
0-011-63	3-way	1
3-011-63	3-way	100
0-011-64	4-way	1
3-011-64	4-way	100
0-011-65	5-way	1
3-011-65	5-way	100
0-011-66	6-way	1
3-011-66	6-way	100

SUPERSEAL TERMINALS



PART NO.	TYPE	DESCRIPTION	QTY
0-011-50	1.5mm Male	Terminal only	10
3-011-50	1.5mm Male	Terminal & seal	1000



PART NO.	TYPE	DESCRIPTION	QTY
0-011-60	1.5mm Female	Terminal only	10
3-011-60	1.5mm Female	Terminal & seal	1000

DELPHI CONNECTORS

2.8MM MALE BLADE HOUSING

• Supplied with terminals and seal



PART NO.	TYPE	QTY
0-011-71	1-way	1
0-011-72	2-way	1
0-011-73	3-way	1

2.8MM FEMALE RECEPTACLE HOUSING

• Supplied with terminals and seal



PART NO.	TYPE	QTY
0-011-81	1-way	1
0-011-82	2-way	1
0-011-83	3-way	1

SCHLEMMER CONNECTORS

BLACK OR BLACK/GREY NYLON

- Supplied with terminals and seals for use on 10NW tubing

PART NO.	DESCRIPTION	TYPE	QTY
0-326-51	M24 DIN 90°	2-way	1
0-326-52	M27 DIN 90°	2-way	1
0-326-53	Inline DIN	4-way	1
0-326-54	Inline DIN 90°	4-way	1



PART NO.	DESCRIPTION	TYPE	QTY
0-326-55	Inline DIN male	5-way	1
0-326-57	Inline DIN female	7-way	1
✂ Fits some Volvo and Mercedes lamps.			
0-326-58	Inline DIN female	8-way	1
✂ Fits some MAN lamps.			



🔍 **LOOKING FOR?**
Tubing. See page 183.

'PACKARD' TIMER CONNECTORS

FEMALE CONNECTOR

- Supplied with cable seals and terminals

PART NO.	TYPE	QTY
0-012-92	2-way	1



PART NO.	TYPE	QTY
0-012-93	3-way	1



CAN'T FIND WHAT YOU ARE LOOKING FOR?



Contact us today. Email sales@durite.co.uk or visit www.durite.co.uk

DEUTSCH DT SERIES CONNECTORS

Get reliability and performance when you need it most with Deutsch environmentally sealed connectors from Durite designed for cable to cable applications.

- Male or Female 2, 3, 4, 6, 8 or 12 cavity arrangements
- Thermoplastic housing withstands conditions of extreme temperature and moisture
- Accommodates wire sizes up to 2.00mm²
- Kit supplied with terminals and seals for 0.5-1.00mm² cables
- Wedgelocks and housings available in packs of 100 & terminals in packs of 4 or 250
- Separate terminals also available for 0.5-1.00mm² cables and 1.00-2.00mm² cables

MALE DEUTSCH CONNECTORS

2-WAY	PART NO.	DESCRIPTION	QTY
	0-011-32	Kit	1
	3-011-32	Housing	100
	3-111-32	Wedgelock	100
3-WAY	0-011-33	Kit	1
	3-011-33	Housing	100
	3-111-33	Wedgelock	100
4-WAY	0-011-34	Kit	1
	3-011-34	Housing	100
	3-111-34	Wedgelock	100
6-WAY	0-011-36	Kit	1
	3-011-36	Housing	100
	3-111-36	Wedgelock	100
8-WAY	0-011-38	Kit	1
	3-011-38	Housing	100
	3-111-38	Wedgelock	100
12-WAY	0-011-39	Kit	1

FEMALE DEUTSCH CONNECTORS

2-WAY	PART NO.	DESCRIPTION	QTY
	0-011-42	Kit	1
	3-011-42	Housing	100
	3-111-42	Wedgelock	100
3-WAY	0-011-43	Kit	1
	3-011-43	Housing	100
	3-111-43	Wedgelock	100
4-WAY	0-011-44	Kit	1
	3-011-44	Housing	100
	3-111-44	Wedgelock	100
6-WAY	0-011-46	Kit	1
	3-011-46	Housing	100
	3-111-46	Wedgelock	100
8-WAY	0-011-48	Kit	1
	3-111-48	Wedgelock	100
12-WAY	0-011-49	Kit	1
	3-011-49	Housing	100
	3-111-49	Wedgelock	100

TERMINALS FOR DEUTSCH CONNECTORS



PART NO.	DESCRIPTION	QTY
0-011-95	1.0-2.0mm ²	4
3-011-95	1.0-2.0mm ²	250
0-011-97	0.5-1.0mm ²	4
3-011-97	0.5-1.0mm ²	250



PART NO.	DESCRIPTION	QTY
0-011-96	1.0-2.0mm ²	4
3-011-96	1.0-2.0mm ²	250
0-011-98	0.5-1.0mm ²	4
3-011-98	0.5-1.0mm ²	250

✂ Use crimping tool 0-703-20 for these connectors.

CABLE & WIRING ACCESSORIES CONNECTORS & TERMINALS MULTIPLE CONNECTORS

HEAVY-DUTY SEALED CONNECTOR SERIES (HDSCS)



Used in wire to wire electronic and electrical applications in high-vibration motor vehicles. Suitable for industrial and commercial vehicles like truck, buses, off-road, construction, agriculture, mining, emergency vehicles, forestry, recreational, marine, and motorcycles. Specific uses include tail lights for Mercedes, DAF & Iveco, John Deere wiring looms and Volvo lamps and number plate lamps.

- Durable thermoplastic housing designed to withstand high levels of vibration
- Sealed units provide IP67 level protection against water and dust ingress
- Slide locking connection with secure secondary click locking mechanism
- Robust construction ensures high performance, reliability and long-term use

HDSCS

• All HDSCS connectors supplied with terminals & wire seals

✂ HDSCS assortment kit, see page 212.

	PART NO.	PIN	MCP	QTY		PART NO.	PIN	MCP	QTY
	0-012-04	2-PIN	2.8	1		0-012-10	8-PIN	2.8	1
	0-012-05	2-PIN	1.5	1		0-012-11	8-PIN	1.5	1
	0-012-06	3-PIN	1.5	1		0-012-12	10-PIN	1.5/2.8	1
	0-012-07	4-PIN	2.8	1		0-012-13	12-PIN	1.5	1
	0-012-08	6-PIN	1.5	1		0-012-14	16-PIN	1.5/2.8	1
	0-012-09	7-PIN	1.5/2.8	1		0-012-15	18-PIN	1.5	1

TERMINALS & WIRE SEALS FOR HDSCS CONNECTORS



- 2.8mm
- 100 x terminals
- 100 x yellow wire seals

PART NO.	QTY
0-012-18	1



- 1.5mm
- 100 x terminals
- 100 x grey wire seals

PART NO.	QTY
0-012-19	1

✂ Use crimping tool 0-703-30 & 0-703-40 for these connectors.

BLADE CONNECTORS

6.3MM MALE HOUSING

- These connectors are not supplied with blade terminals, which must be ordered separately

PART NO.	TYPE	QTY	
0-011-01	1-way	5	
0-011-02	2-way	5	
3-011-02	2-way	1000	
0-011-03	2-way	5	
3-011-03	2-way	1000	
0-011-04	3-way	5	
3-011-04	3-way	1000	
0-011-05	4-way	5	
3-011-05	4-way	1000	
0-011-06	6-way	5	
0-011-07	8-way	5	
0-011-08	11-way	5	

6.3MM FEMALE HOUSING

- These connectors are not supplied with push-on terminals, which must be ordered separately

PART NO.	TYPE	QTY	
0-011-10	1-way	5	
0-011-12	2-way	5	
3-011-12	2-way	1000	
0-011-13	2-way	5	
3-011-13	2-way	1000	
0-011-14	3-way	5	
3-011-14	3-way	1000	
0-011-15	4-way	5	
3-011-15	4-way	1000	
0-011-16	6-way	5	
0-011-17	8-way	5	
0-011-18	11-way	5	

TERMINALS WITH LOCKING TAG FOR 6.3MM BLADE CONNECTORS

✂ These terminals are suitable for the connectors in the relevant column above.

PART NO.	TYPE	SUITABLE FOR CABLE	QTY	
0-011-21	Blade	0.65mm ² - 1.0mm ²	50	
3-011-21	Blade	0.65mm ² - 1.0mm ²	1000	

PART NO.	TYPE	SUITABLE FOR CABLE	QTY	
0-011-23	Push on	0.65mm ² - 1.0mm ²	50	
3-011-23	Push on	0.65mm ² - 1.0mm ²	1000	

PART NO.	TYPE	SUITABLE FOR CABLE	QTY	
0-011-22	Blade	1.0mm ² - 2.5mm ²	50	
3-011-22	Blade	1.0mm ² - 2.5mm ²	1000	

PART NO.	TYPE	SUITABLE FOR CABLE	QTY	
0-011-24	Push on	1.0mm ² - 2.5mm ²	50	
3-011-24	Push on	1.0mm ² - 2.5mm ²	1000	

CABLE & WIRING ACCESSORIES CONNECTORS & TERMINALS MULTIPLE CONNECTORS

'MATE N LOCK' CONNECTORS & PINS

2.0MM MALE HOUSING

- These connectors are not supplied with terminals, which must be ordered separately



PART NO.	TYPE	QTY
0-013-01	1-way	5
0-013-02	2-way	5
0-013-03	3-way	5
0-013-04	6-way	5
0-013-05	9-way	5
0-013-06	12-way	5
0-013-07	15-way	5
3-013-07	15-way	100

2.0MM FEMALE HOUSING

- These connectors are not supplied with terminals, which must be ordered separately



PART NO.	TYPE	QTY
0-013-11	1-way	5
0-013-12	2-way	5
0-013-13	3-way	5
0-013-14	6-way	5
0-013-15	9-way	5
0-013-16	12-way	5
0-013-17	15-way	5
3-013-17	15-way	100

PINS SUITABLE FOR CABLES 0.5MM² - 2.5MM² WITH LOCKING TAG

✂ Pins and receptacles can be used in either male or female housing.



PART NO.	TYPE	QTY
0-013-21	2.0mm Pin	50
3-013-21	2.0mm Pin	1000



PART NO.	TYPE	QTY
0-013-23	2.0mm receptacle	50
3-013-23	2.0mm receptacle	1000

PE/PVC CONNECTORS

PE CABLE CONNECTORS, STRIP OF 12

- With steel screws and brass insert

PART NO.	DESCRIPTION	CURRENT RATING	QTY
0-598-00	for 6mm ² cable	5A	10
0-596-00	for 10mm ² cable	10A	10
0-599-00	for 12mm ² cable	15A	10
0-688-00	for 16mm ² cable	30A	10
0-689-00	for 25mm ² cable	60A	10



TERMINAL BOXES


TERMINAL BLOCKS

- Black moulded insulated housing for cables up to 25mm²
- Contains 2 x M8 studs



PART NO.	QTY
0-466-50	1

- 7 way, 2 x Ø 5.4mm, 5 x Ø 4mm
- Single fixing hole, 3.2mm diameter



PART NO.	QTY
0-005-38	1

- Phenolic base, 25A, 2 x 4 way, 6.3mm common plated brass blade terminals
- L 12 x W 50 x H 22mm



PART NO.	QTY
0-005-52	1

- Phenolic base, 25A, 3 x 6 way, 6.3mm common plated brass blade terminals
- L 28 x W 50 x H 22mm



PART NO.	QTY
0-005-53	1

BUS BARS

- Bus bar, tin plated copper bar with 2 stainless steel 3/16" UNF studs
- ABS insulating base with recessed 5mm mounting holes



PART NO.	DESCRIPTION	CURRENT RATING	QTY
0-005-70	5 screws	100A	1
0-005-75	10 screws	150A	1

- Bus bar, tin plated copper bar with 4 stainless steel studs
- ABS insulating base with recessed 5mm mounting holes



PART NO.	DESCRIPTION	CURRENT RATING	QTY
0-005-71	3/16" UNF studs	100A	1
0-005-76	1/4" UNF studs	150A	1

HEAVY-DUTY ENCLOSED BUS BARS

- Heavy-duty modular design bus bar for up to 48V

PART NO.	DESCRIPTION	CURRENT RATING	QTY
0-005-57	4 terminal studs	300A	1
0-005-58	6 terminal studs	300A	1



BUS BAR COVERS



0-005-97. 0-005-96.

PART NO.	DESCRIPTION	QTY
0-005-97	Fits 0-005-70/71	1
0-005-96	Fits 0-005-75/76	1

JUNCTION BOXES

- Universal junction box, moulded in grey plastic with removable lid and 'O' ring seal
- Protected to IP56



PART NO.	DESCRIPTION	QTY
0-697-10	100 x 100 x 50mm, accepts glands up to 17NW	1
0-697-15	150 x 110 x 70mm, accepts all glands	1

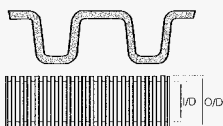
- 8-way junction box
- 50V DC, 15A max load per circuit, max total current 120A if all 8 connectors are used
- 50A for any single way where no other terminals are used



PART NO.	QTY
0-697-20	1

- Protects cables and looms against external elements

✚ Match NW Tubing to NW Connector.



TUBING & SLEEVING

CONVOLUTED TUBING

BLACK NYLON HEAVY-DUTY TUBING - UN-SPLIT



PART NO.	NOMINAL WIDTH	INSIDE \emptyset	OUTSIDE \emptyset	COIL
0-330-07	7.5	6.7mm	10.0mm	50m
0-330-10	10	9.9mm	13.0mm	50m
0-330-13	13	12.7mm	15.8mm	50m
0-330-17	17	16.6mm	21.2mm	50m
0-330-22	22	21.3mm	25.4mm	50m

BLACK NYLON HEAVY-DUTY TUBING - SPLIT



PART NO.	NOMINAL WIDTH	INSIDE \emptyset	OUTSIDE \emptyset	COIL
0-331-07	7.5	6.7mm	10.0mm	50m
0-331-10	10	9.9mm	13.0mm	50m
0-331-13	13	12.7mm	15.8mm	50m
0-331-17	17	16.6mm	21.2mm	50m
0-331-22	22	21.3mm	25.4mm	50m
0-331-26	26	25.8mm	31.2mm	25m
0-331-37	37	36mm	42.4mm	25m

BLACK POLYPROPYLENE DEEP SECTION TUBING - SPLIT



PART NO.	NOMINAL WIDTH	INSIDE \emptyset	OUTSIDE \emptyset	COIL
0-328-04	4.5	5.0mm	7.1mm	100m
0-328-54	4.5 (un-split)	5.0mm	7.1mm	100m
0-328-07	7.5	6.9mm	9.9mm	50m
0-328-10	10	8.5mm	12.9mm	50m
0-328-11	11	10.1mm	17.7mm	50m

PART NO.	NOMINAL WIDTH	INSIDE \emptyset	OUTSIDE \emptyset	COIL
0-328-13	13	11.1mm	15.7mm	50m
0-328-17	17	15.0mm	21.2mm	50m
0-328-22	22	19.1mm	25.7mm	50m
0-328-26	26	26.3mm	31.4mm	25m
0-328-29	29	29.3mm	33.9mm	25m

BLACK POLYAMIDE 6 TUBING- UN-SPLIT



Extra flexible

NOMINAL WIDTH	INSIDE \emptyset	OUTSIDE \emptyset	COIL LENGTH
			100M
7.5	6.5mm	10.0mm	3-330-38
8.5	8.7mm	11.5mm	3-330-40
10	10.1mm	13.0mm	3-330-42
13	11.8mm	16.0mm	3-330-46
17	16.9mm	21.2mm	3-330-51
22	21.3mm	25.6mm	3-330-55
23	23.1mm	28.5mm	3-330-58

BLACK POLYAMIDE 6 TUBING - SPLIT



Extra flexible

NOMINAL WIDTH	INSIDE \emptyset	OUTSIDE \emptyset	COIL LENGTH
			100M
4.5	4.4mm	7.2mm	3-331-36
7.5	6.5mm	10.0mm	3-331-38
8.5	8.7mm	11.5mm	3-331-40
10	10.1mm	13.0mm	3-331-42
13	11.8mm	16.0mm	3-331-46
17	16.9mm	21.2mm	3-331-51
22	21.3mm	25.6mm	3-331-55
23	23.1mm	28.5mm	3-331-58

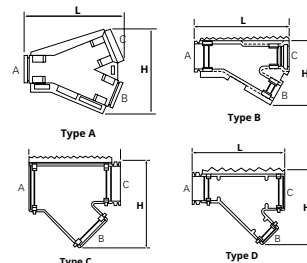
CONVOLUTED TUBING ACCESSORIES

CABLE FEEDING TOOL



PART NO.	DESCRIPTION	QTY
0-331-98	For split tubing up to 10NW	1
0-331-99	For split tubing from 13NW	1

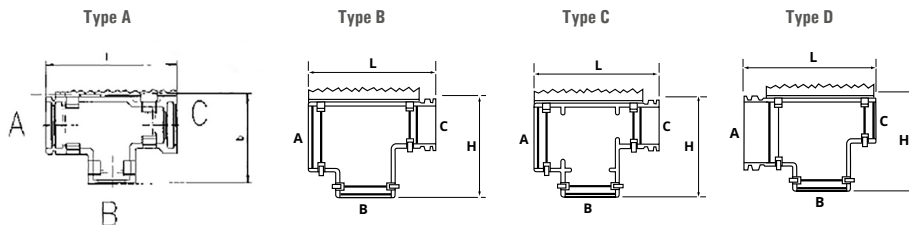
BLACK NYLON UNSEALED 'Y' PIECE CONNECTORS



NOMINAL WIDTH

PART NO.	A	B	C	TYPE	H	L	QTY
0-327-10	7.5	7.5	7.5	A	40.1	46.9	1
0-327-11	10	10	10	D	43.0	54.4	1
0-327-12	13	7.5	10	C	39.5	47.3	1
0-327-13	13	10	10	C	45.4	59.9	1
0-327-14	13	10	13	C	45.6	59.9	1
0-327-15	13	13	13	C	46.6	59.9	1
0-327-16	17	13	10	C	46.9	59.9	1

BLACK NYLON UNSEALED 'T' PIECE CONNECTORS



NOMINAL WIDTH


PART NO.	A	B	C	TYPE	H	L	QTY
0-327-30	7.5	7.5	7.5	A	24.7	33.4	1
0-327-40	10	7.5	7.5	D	28.7	39.7	1
0-327-41	10	7.5	10	B	28.7	39.4	1
0-327-42	10	10	10	B	28.8	42.4	1
0-327-50	13	7.5	13	B	31.7	40.1	1
0-327-51	13	10	10	D	31.9	43.6	1
0-327-52	13	10	13	B	31.6	43.6	1
0-327-53	13	13	13	C	31.9	46.6	1
0-327-61	17	7.5	17	B	31.9	40.8	1
0-327-63	17	10	17	B	37.0	43.8	1
0-327-65	17	13	17	B	36.3	50.1	1
0-327-66	17	22	17	B	39.3	59.9	1
0-327-67	17	17	17	A	35.0	45.0	1

NOMINAL WIDTH

PART NO.	A	B	C	TYPE	H	L	QTY
0-327-70	22	7.5	22	B	41.4	39.5	1
0-327-72	22	10	22	B	66.4	47.0	1
0-327-74	22	13	22	B	41.4	46.4	1
0-327-76	22	22	22	B	42.4	56.2	1

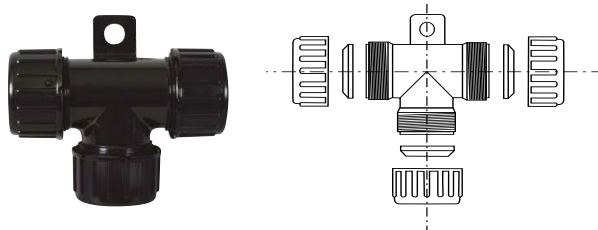
CABLE & WIRING ACCESSORIES CABLE MANAGEMENT CONVOLUTED TUBING ACCESSORIES

BLACK NYLON UNSEALED INTERFACES FOR AMP CONNECTORS



PART NO.	NOMINAL WIDTH	TYPE	CONNECTOR	QTY
0-326-11	7.5	in-line	Superseal 2-way	1
0-326-12	10	in-line	Superseal 2-way	1
0-326-13	10	in-line	Superseal 3-way	1
0-326-15	10	in-line	Superseal 4-way	1
0-326-16	10	in-line	Superseal 5-way	1
0-326-17	10	in-line	Superseal 6-way	1

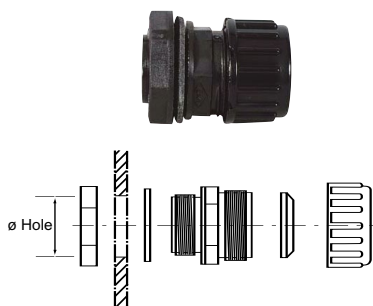
BLACK POLYCARBONATE SEALED 'T' FITTING



- Comes with nylon cap nuts and sealing rings to provide protection to IP67, use with un-split tubing

PART NO.	NOMINAL WIDTH	QTY
0-330-57	7.5	1
0-330-60	10	1
0-330-67	17	1
0-330-72	22	1

BLACK NYLON SEALED CONNECTION GLAND



- Comes with sealing rings to provide protection to IP67, use with un-split tubing

PART NO.	NOMINAL WIDTH	HOLE Ø	QTY
0-330-77	7.5	16mm	1
0-330-80	10	16mm	1
0-330-83	13	20mm	1
0-330-87	17	20mm	1
0-330-92	22	25mm	1

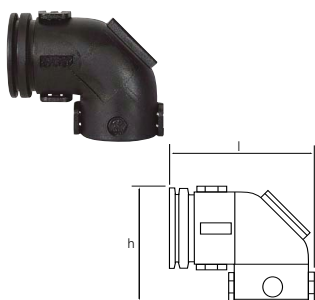
STRENGTHENING COLLARS



- Black nylon
- For strengthening open tube ends


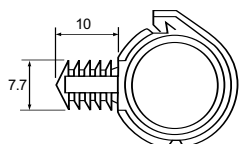
PART NO.	NOMINAL WIDTH	QTY
0-326-31	7.5	10
0-326-32	10	10
0-326-33	13	10
0-326-34	17	10
0-326-35	22	10

BLACK NYLON UNSEALED 90° ELBOW CONNECTORS



PART NO.	NOMINAL WIDTH	H	L	QTY
0-327-01	10	28	35.2	1
0-327-02	13	30.5	37.5	1
0-327-03	17	38.3	43.7	1

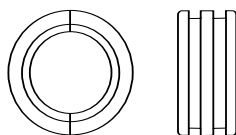
CLAMPING CHASSIS CLIPS



- Black nylon
- For all types of tubing

PART NO.	NOMINAL WIDTH	QTY
0-326-40	7.5	25
0-326-41	10	25
0-326-42	13	25
0-326-43	17	25

CONVOLUTED TUBE REDUCERS



- Black nylon

PART NO.	NOMINAL WIDTH	QTY
0-326-01	10 - 7.5	10
0-326-02	13 - 7.5	10
0-326-03	13 - 10	10
0-326-04	17 - 13	10
0-326-05	22 - 13	10

CONDUIT END CAPS

6 outlets



single outlet



5 outlets




- Black PVC
- For convoluted tubing

PART NO.	DESCRIPTION	QTY
0-326-90	NW10 with 5 cable outlets	10
0-326-92	NW17 with single outlet	10
0-326-93	NW22 with single outlet	10

CABLE SLEEVING

HEAT SHRINK POLYOLEFIN TUBING



- Shrink ratio 2:1. Minimum shrink temperature 70°C
- Operating temperature of -55°C to 125°C

INSIDE Ø	WALL THICKNESS	COIL	RED		BLACK		BLACK		BLACK	
			PART NO.	PART NO.	BOX	PART NO.	REEL	PART NO.		
2.4mm	0.20mm	5m	0-333-52	0-333-02	11m	2-333-02	150m	3-333-02		
3.2mm	0.25mm	5m	0-333-53	0-333-03	11m	2-333-03	150m	3-333-03		
4.8mm	0.25mm	5m	0-333-54	0-333-04	10m	2-333-04	60m	3-333-04		
6.4mm	0.28mm	5m	0-333-56	0-333-06	9m	2-333-06	60m	3-333-06		
9.5mm	0.30mm	5m	0-333-59	0-333-09	7m	2-333-09	60m	3-333-09		
12.7mm	0.30mm	5m	0-333-62	0-333-12	6m	2-333-12	60m	3-333-12		
19.0mm	0.40mm	1m	0-333-69	0-333-19	5m	2-333-19	60m	3-333-19		
25.4mm	0.45mm	1m	0-333-75	0-333-25	3.5m	2-333-25	30m	3-333-25		
38.0mm	0.50mm	1m	0-333-88	0-333-38	-	-	30m	3-333-38		


HEAT SHRINK ADHESIVE LINED POLYOLEFIN TUBING



- Shrink ratio 3:1. Minimum shrink temperature 80°C
- Operating temperature -45°C to 110°C

PART NO.	INSIDE Ø	WALL THICKNESS	COIL	PART NO.	INSIDE Ø	WALL THICKNESS	COIL
0-329-03	3.0mm	0.35mm	4x30cm	0-329-09	9.0mm	0.50mm	4x30cm
0-329-04	4.5mm	0.35mm	4x30cm	0-329-12	12.7mm	0.60mm	4x30cm
0-329-06	6.0mm	0.40mm	4x30cm	0-329-19	19.1mm	0.70mm	4x30cm

POLYETHYLENE SPIRAL BINDING



- Ideal for electrical harnesses and wiring looms
- Protects cables against chafing

PART NO.		OUTSIDE Ø	INSIDE Ø	WALL THICKNESS	COIL
BLACK	WHITE				
0-332-55	-	6.0mm	4.0 - 50mm	0.5mm	25m
0-332-56	-	8.0mm	6.0 - 60mm	0.5mm	25m
0-332-57	-	12mm	9.0 - 65mm	0.9mm	25m
0-332-58	0-332-68	15mm	12 - 70mm	1.0mm	25m



LOOKING FOR ASSORTED HEATSHRINK KITS? See page 213.



BLACK P.V.C. SLEEVING



- For use on electrical harnesses

PART NO.	INSIDE Ø	WALL THICKNESS	COIL
0-332-03	3mm	0.5mm	25m
0-332-04	4mm	0.5mm	25m
0-332-05	5mm	0.5mm	25m
0-332-06	6mm	0.5mm	25m
0-332-07	7mm	0.5mm	25m
0-332-09	9mm	0.5mm	25m
0-332-11	11mm	0.5mm	25m
0-332-14	14mm	0.5mm	25m
0-332-16	16mm	0.5mm	25m

ALUMINIUM SLEEVING



- Woven fibreglass sleeving
- Protects cables and looms against heat up to 815°C and abrasion

PART NO.	INSIDE Ø	COIL
0-334-63	12.7mm	1.5m
0-334-75	25.0mm	1.5m

BLACK EXPANDABLE BRAIDED SLEEVING

- Flame retardant PET monofilament yarn
- Operating temperature -40°C to 125°C

PART NO.	ID	MIN ID Ø	MAX ID Ø	COIL
0-325-07	6.4mm	3.2mm	9.5mm	10m
0-325-10	9.5mm	4.8mm	15.9mm	10m
0-325-13	12.7mm	6.4mm	19.0mm	10m
0-325-19	19.1mm	12.7mm	31.7mm	10m
0-325-32	31.8mm	19.0mm	38.1mm	10m
0-325-38	38.1mm	25.4mm	57.1mm	10m

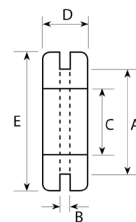
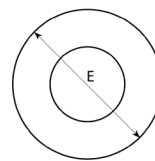


GROMMETS

BLACK PVC WIRING GROMMETS

PART NO.	A	B	C	D	E	QTY
0-447-36	6.4	1.6	4	3.8	8.5	50
0-447-39	9.3	1.6	7.7	6	13.4	50
0-447-42	12.3	1.6	9.5	6.4	16.2	50
0-447-46	15.8	1.6	12.20	5.9	19	50
0-447-50	20	1.6	15.8	6.2	23	50
0-447-55	25	1.6	19.5	7.3	29.2	25
0-447-62	31.70	1.6	24	8.0	38.1	10
0-447-68	37.4	1.6	31.5	9.5	46.0	10

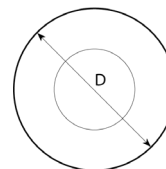
✂ Sizes in mm.



BLACK PVC BLANKING GROMMETS

PART NO.	A	B	C	D	QTY
0-452-39	9.3	1.6	6	13.4	50
0-452-42	12.3	1.6	6.4	16.2	50
0-452-46	15.8	1.6	5.9	19.0	50
0-452-50	20.2	1.6	6.2	24.2	50
0-452-55	25.0	1.6	7.3	29.2	25
0-452-62	31.7	1.6	7.2	38.1	10


✂ Sizes in mm.



FIXINGS & ACCESSORIES

CABLE TIES

STANDARD NYLON 6.6 CABLE TIES



✂ Save when you order 10 or more packs.

WHITE	BLACK	SIZE	QTY
-	0-002-52	100 x 2.5mm	100
-	0-002-50	120 x 4.8mm	100
-	0-002-40	140 x 3.6mm	100
-	0-002-53	160 x 2.5mm	100
-	0-002-59	200 x 7.6mm	100
0-002-33	0-002-54	200 x 2.5mm	100
-	0-002-46	200 x 4.8mm	100
-	0-002-65	250 x 4.8mm	100
-	0-002-55	295 x 3.6mm	100
0-002-29	0-002-47	300 x 4.8mm	100
-	0-002-48	300 x 7.6mm	100
-	0-002-56	370 x 4.8mm	100
-	0-002-49	370 x 7.6mm	100
0-002-37	0-002-57	430 x 9.0mm	100
-	0-002-68	550 x 9.0mm	100
-	0-002-09	730 x 12.7mm	100
-	0-002-69	762 x 9.0mm	100

PART NO.	COLOUR	SIZE	QTY
0-002-12	Blue	200 x 4.8mm	100
0-002-13	Brown	200 x 4.8mm	100
0-002-14	Green	200 x 4.8mm	100
0-002-15	Red	200 x 4.8mm	100
0-002-18	Yellow	200 x 4.8mm	100
0-002-20	Silver	300 x 4.8mm	100
0-002-21	Silver	370 x 4.8mm	100

MOULDED NYLON FIXING BASES FOR CABLE TIES



✂ Save when you order 10 or more packs.

- Adhesive backed
- For cable ties up to 5mm
- Base 28 x 28mm
- Screw fixing

PART NO.	DESCRIPTION	QTY
0-002-41	Black	25
0-002-51	White	25



- For cable ties up to 4.8mm
- Base 19 x 9.5mm
- Screw fixing

PART NO.	DESCRIPTION	QTY
0-002-42	Black	25



- For cable ties up to 9mm
- Base 23 x 15mm
- Screw fixing

PART NO.	DESCRIPTION	QTY
0-002-44	Black	25
0-002-45	White	25

CABLE CLIPS

CHASSIS CLIPS

- Zinc plated spring steel

PART NO.	DESCRIPTION	QTY
0-004-75	56 x 12.7mm	25
0-004-77	41 x 12.7mm	25
0-004-79	40 x 12.7mm	25
0-004-80	30 x 12.7mm	25



✂ 0-004-75



✂ 0-004-77



✂ 0-004-79



✂ 0-004-80

ADHESIVE BACKED NYLON CABLE CLIPS

🔑 Save when you order 10 or more packs.

PART NO.	FOR CABLE UP TO	SIZE	QTY
0-004-83	3 - 5mm Ø	16 x 16mm	25
0-004-82	3 - 7mm Ø	25 x 25mm	25
0-004-81	8 - 12mm Ø	25 x 25mm	25



"P" CLIPS



- Fixing 6.6mm, zinc plated steel and TPE liner

PART NO.	FOR CABLE UP TO	QTY
1-002-81	Ø 5mm	25
1-002-82	Ø 8mm	25
1-002-83	Ø 10mm	25
1-002-84	Ø 13mm	25
1-002-85	Ø 16mm	25
1-002-86	Ø 21mm	25
1-002-87	Ø 25mm	25
1-002-88	Ø 35mm	25

NEW



- Nylon, adjustable with 5mm fixing hole

WHITE	BLACK	FOR CABLE UP TO	QTY
0-002-71	0-002-91	For Ø 4 - 6mm	25
0-002-72	0-002-92	For Ø 6 - 9mm	25
0-002-73	0-002-93	For Ø 9 - 14mm	25
0-002-74	0-002-94	For Ø 14 - 22mm	25
0-002-75	0-002-95	For Ø 22 - 30mm	25



- Solid brass

PART NO.	FOR CABLE UP TO	FIXING HOLE	QTY
0-002-66	Ø 5mm	3.2mm	25
0-002-67	Ø 10mm	5.0mm	25
0-002-63	Ø 15mm	5.0mm	25
0-002-64	Ø 20mm	6.4mm	25
0-003-59	Ø 25mm	5.0mm	25

With over 2000 parts, Durite is your one-stop shop for vehicle wiring.



We supply high quality products at affordable prices. Whether you are repairing or building a new harness, we have 100s of terminals, connectors, fuses, sleeves and more. In fact, over 99% of Durite Customers are satisfied with the quality and diversity of our 'Wiring Accessories' range.

HARNESS ACCESSORIES & TAPE

PVC TAPE

COLOURED PVC ADHESIVE TAPE

- 19mm x 5m roll

COLOUR	QTY 12
Assorted	0-557-00
Black	0-557-01
Red	0-557-05
White	0-557-07
Yellow	0-557-08
Green/Yellow	0-557-48



0-557-00 Two of each - black, blue, green, red, white and yellow.

BLACK PVC ADHESIVE TAPE

- 19mm x 20m roll

PART NO.	QTY
0-615-00	10
5-615-00	1



BLACK PVC NON-ADHESIVE LOOM TAPE

- 19mm x 40m roll

PART NO.	QTY
0-592-00	10
5-592-00	1



SELF AMALGAMATING TAPE

SELF AMALGAMATING (PIB) TAPE

- Self amalgamating tape, 25mm x 3m roll
- Black Polyisobutylene

PART NO.	QTY
0-557-50	1



SELF AMALGAMATING/ HIGH VOLTAGE TAPE

- Self amalgamating tape, 19mm x 10m roll
- Black

PART NO.	QTY
0-557-52	1



WE'RE ON SOCIAL MEDIA
FOLLOW US @DURITELIMITED



ALUMINIUM TAPE

ALUMINIUM FOIL TAPE

- Aluminium foil tape



PART NO.	DESCRIPTION	QTY
0-557-37	48mm x 50m tape	1

ALUMINIUM COVERED TAPE & MAT

- Woven fibreglass adhesive tape or mat
- Protects cables, looms and pipes against abrasion and heat up to 815°C



PART NO.	DESCRIPTION	QTY
0-557-38	37mm x 4.5m tape	1
0-557-39	300 x 600mm mat	1

WOVEN EGYPTIAN COTTON TAPE

- Field coil tape with red centre guideline

DESCRIPTION	QTY 1	QTY 5
13mm x 50m roll	5-527-00	0-527-00
16mm x 50m roll	5-528-00	0-528-00



OTHER TAPE

FLEECE TAPE

- Black fleece tape
- For wiring looms



PART NO.	DESCRIPTION	QTY
0-527-50	19mm x 20m roll	1

DOUBLE SIDED FOAM TAPE

- Adhesive both sides



PART NO.	DESCRIPTION	QTY
0-557-80	12mm x 10m roll	1
0-557-81	19mm x 10m roll	1
0-557-82	25mm x 10m roll	1
0-557-83	50mm x 10m roll	1

DUCT TAPE

- 48mm x 50m
- General purpose
- Strong adhesive



PART NO.	DESCRIPTION	QTY
0-557-21	Black	1
0-557-29	Silver	1

MASKING TAPE

- Strong edges
- Easy tear



PART NO.	DESCRIPTION	QTY
0-557-60	25mm x 50m	1
0-557-61	50mm x 50m	1

POWER TRANSFER CHARGING CLIPS

5A CLIPS



- 5A alligator clip, nickel plated steel
- 44mm long
- Jaw opening 13mm
- Ministry Ref. 5940.99.940.0856

PART NO.	QTY
0-140-05	50
0-261-00	10



- Insulating sleeves, red and black, moulded in soft PVC, for use on part 0-140-05 and 0-261-00 clips

PART NO.	QTY
0-140-01	5 pairs

25A CLIPS

- 25A crocodile clip, plated steel
- 76mm long
- Jaw opening 32mm
- Ministry Ref. 5940.99.940.0859



PART NO.	QTY
0-187-25	50
0-263-00	10

- One pair of 25A crocodile clips with one black and one red insulation sleeve
- 6.3mm male blade terminals

PART NO.	QTY
0-187-00	1 pair



- 25A crocodile clip, plated steel
- 76mm long
- Jaw opening 32mm
- 6.3mm male blade terminal

PART NO.	QTY
0-187-27	50
0-263-27	10



40A CLIP

- 40A crocodile clip, plated steel
- 82mm long
- Jaw opening 19mm
- Fitted with red and black plastic handles



PART NO.	QTY
0-186-00	1 pair

50A CLIP

- 50A crocodile clip, plated steel
- 102mm long
- Jaw opening 50mm



PART NO.	QTY
0-187-50	25
0-263-50	10

100A CLIP



- 100A crocodile clip, plated steel
- 183mm long
- Jaw opening 40mm
- Supplied with terminal, nut, bolt and red and black plastic covers

PART NO.	COLOUR	QTY
0-153-00	2 red, 2 black	2 pairs
0-153-01	Black only	1 clip
0-153-05	Red only	1 clip

200A CLIP



- 200A crocodile clip, solid copper
- 183mm long
- Jaw opening 40mm
- Supplied with terminal, nut, bolt and red and black plastic handles

PART NO.	COLOUR	QTY
0-153-50	2 red, 2 black	2 pairs
0-153-51	Black only	1 clip
0-153-55	Red only	1 clip

BOOSTER CABLES

135A LEADS



- Set of two slave leads, 266/0.30mm, 20mm², 135A PVC insulated cable
- Fitted with plated steel crocodile clips

PART NO.	LENGTH	QTY
0-204-00	2.5m long	1 set
0-205-00	5m long	1 set

170A LEADS



- Set of two heavy-duty slave leads, 322/0.30mm, 25mm², 170A PVC insulated cable
- Fitted with plated steel crocodile clips

PART NO.	LENGTH	QTY
0-204-10	2.5m long	1 set
0-205-10	5m long	1 set

170A WITH CONNECTORS



- Set of two heavy-duty slave leads, 322/0.30mm, 25mm², 170A PVC insulated cable with plated steel crocodile clips
- Fitted with 0-431-75 connectors at 1 metre in line

PART NO.	LENGTH	QTY
0-205-11	5m long	1 set

300A INSULATED LEADS

- Set of two extra heavy-duty slave leads, 539/0.30mm, 40mm², 300A PVC insulated cable
- Fitted with plated steel crocodile clips with copper braid bonded jaws

PART NO.	LENGTH	QTY
0-204-20	2.5m long	1 set
0-205-20	5m long	1 set



LOOKING FOR A BOOSTER PACK OR A HEAVY-DUTY TROLLEY CHARGER FOR 12V OR 24V VEHICLES. *See pages 276-279*

BATTERY LEADS

BATTERY TO BATTERY LEADS

25MM² CROSS SECTION



CONDUCTOR	CURRENT RATING	QTY
37/0.90mm	170A	5

AS ILLUSTRATED

PART NO.	LENGTH
0-622-06	150mm
0-622-09	225mm
0-622-12	300mm

40MM² CROSS SECTION



CONDUCTOR	CURRENT RATING	QTY
61/0.90mm	300A	5

AS ILLUSTRATED		REVERSE OF ILLUSTRATED	
PART NO.	LENGTH	PART NO.	LENGTH
0-621-06	150mm	0-621-59	225mm
0-621-09	225mm	0-621-62	300mm
0-621-12	300mm		

60MM² CROSS SECTION



CONDUCTOR	CURRENT RATING	QTY
61/1.13mm	415A	5

AS ILLUSTRATED		REVERSE OF ILLUSTRATED	
PART NO.	LENGTH	PART NO.	LENGTH
0-623-06	150mm	0-623-59	225mm
0-623-09	225mm	0-623-62	300mm
0-623-12	300mm		

UNIVERSAL BATTERY LEADS

20MM² CROSS SECTION



CONDUCTOR	CURRENT RATING	TERMINAL	QTY
266/0.30mm	135A	8mm	5

PART NO.	LENGTH	PART NO.	LENGTH
0-574-12	300mm	0-574-18	450mm
0-574-15	375mm	0-574-24	600mm

STARTER TO SWITCH LEADS

25MM² CROSS SECTION



CONDUCTOR	CURRENT RATING	TERMINALS
37/0.90mm	170A	8mm

QTY 1		QTY 5	
PART NO.	PART NO.	LENGTH	
5-662-12	0-662-12	300mm	
5-662-18	0-662-18	450mm	
5-662-24	0-662-24	600mm	

40MM² CROSS SECTION



CONDUCTOR	CURRENT RATING	TERMINALS
61/0.90mm	300A	10mm

QTY 1		QTY 5	
PART NO.	PART NO.	LENGTH	
5-661-12	0-661-12	300mm	
5-661-18	0-661-18	450mm	
5-661-24	0-661-24	600mm	

60MM² CROSS SECTION



CONDUCTOR	CURRENT RATING	TERMINALS
61/1.13mm	415A	10mm

QTY 5	
PART NO.	LENGTH
0-663-12	300mm
0-663-18	450mm

EARTH STRAPS

EARTH STRAPS, ROUND, HEAVY-DUTY, TINNED COPPER



CONDUCTOR	CURRENT RATING	Ø	TERMINAL	QTY
16/32/0.30mm	260A	13mm	9.5mm	5

PART NO.	LENGTH
2-742-12	300mm
2-742-21	525mm

BONDING STRAPS, FLAT, TINNED COPPER



CONDUCTOR	CURRENT RATING	WIDTH	HOLE	QTY
32/16/0.20mm	110A	24mm	10mm	5

PART NO.	LENGTH	PART NO.	LENGTH
0-568-06	150mm	0-568-15	375mm
0-568-09	225mm	0-568-18	450mm
0-568-12	300mm	0-568-21	525mm

BONDING STRAPS, ROUND, TINNED COPPER



CONDUCTOR	CURRENT RATING	Ø	TERMINAL	QTY
24/9/0.30mm	110A	10mm	8mm	5

PART NO.	LENGTH	PART NO.	LENGTH
0-567-09	225mm	0-567-15	375mm
0-567-12	300mm	0-567-18	450mm

BONDING STRAPS, ROUND, HEAVY-DUTY, TINNED COPPER



CONDUCTOR	CURRENT RATING	Ø	TERMINAL	QTY
16/32/0.30mm	260A	13mm	9.5mm	5

PART NO.	LENGTH	PART NO.	LENGTH
0-393-06	150mm	0-393-18	450mm
0-393-09	225mm	0-393-21	525mm
0-393-12	300mm		

COPPER BRAIDS

FLAT 8MM WIDE, TINNED COPPER



CONDUCTOR	CURRENT RATING	CROSS SECTIONAL AREA	COIL
24/5/0.20mm	35A	4mm ²	5M

PART NO.	LENGTH
0-190-00	8mm

FLAT 24MM WIDE, TINNED COPPER



CONDUCTOR	CURRENT RATING	CROSS SECTIONAL AREA	COIL
32/16/0.20mm	110A	16mm ²	10M

PART NO.	LENGTH
0-189-00	24mm

CABLE & WIRING ACCESSORIES POWER TRANSFER EARTH STRAPS

Ø10MM, TINNED COPPER



CONDUCTOR	CURRENT RATING	CROSS SECTIONAL AREA	COIL
24/9/0.30mm	110A	16mm ²	10M

PART NO.	LENGTH
0-288-00	10mm

Ø13MM, TINNED COPPER

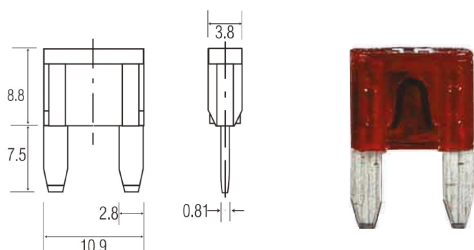


CONDUCTOR	CURRENT RATING	CROSS SECTIONAL AREA	COIL
16/32/0.30mm	260A	37mm ²	10M

PART NO.	LENGTH
0-566-00	13mm

**CIRCUIT PROTECTION
BLADE FUSES**

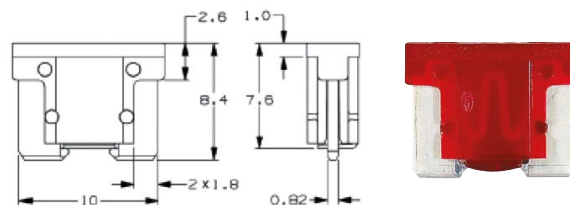
MINI BLADE TYPE



32V DC RATED **ISO8820** **UL248**

QTY 10		QTY 50		QTY 200		RATING	COLOUR
PART NO.	PART NO.	PART NO.	PART NO.	PART NO.	PART NO.		
0-372-02	0-372-52	-	-	-	-	2A	Grey
0-372-03	0-372-53	3-372-03	-	-	-	3A	Violet
	0-372-54	-	-	-	-	4A	Pink
0-372-05	0-372-55	3-372-05	-	-	-	5A	Tan
0-372-07	0-372-57	3-372-07	-	-	-	7.5A	Brown
0-372-10	0-372-60	3-372-10	-	-	-	10A	Red
0-372-15	0-372-65	3-372-15	-	-	-	15A	Blue
0-372-20	0-372-70	3-372-20	-	-	-	20A	Yellow
0-372-25	0-372-75	3-372-25	-	-	-	25A	Neutral
0-372-30	0-372-80	-	-	-	-	30A	Green
0-372-50	-	-	-	-	-	Assorted	Assorted

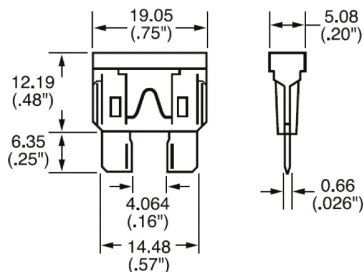
LOW PROFILE MINI BLADE TYPE



58V DC RATED

QTY 10		RATING	COLOUR
PART NO.	PART NO.		
0-371-02	0-371-02	2A	Grey
0-371-05	0-371-05	5A	Tan
0-371-07	0-371-07	7.5A	Brown
0-371-10	0-371-10	10A	Red
0-371-15	0-371-15	15A	Blue
0-371-25	0-371-25	25A	Neutral

BLADE TYPE



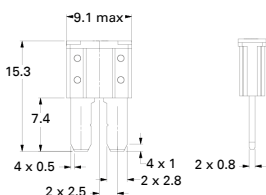
Looking for fuse holder?
See page 206-208

32V DC RATED ISO8820-3 UL24

QTY 10	QTY 50	QTY 200		
PART NO.	PART NO.	PART NO.	RATING	COLOUR
0-375-01	0-375-51	3-375-01	1A	Black
0-375-02	0-375-52	3-375-02	2A	Grey
0-375-03	0-375-53	3-375-03	3A	Violet
-	0-375-54	-	4A	Pink
0-375-05	0-375-55	3-375-05	5A	Tan
0-375-07	0-375-57	3-375-07	7.5A	Brown
0-375-10	0-375-60	3-375-10	10A	Red

QTY 10	QTY 50	QTY 200		
PART NO.	PART NO.	PART NO.	RATING	COLOUR
0-375-15	0-375-65	3-375-15	15A	Blue
0-375-20	0-375-70	3-375-20	20A	Yellow
0-375-25	0-375-75	3-375-25	25A	Neutral
0-375-30	0-375-80	3-375-30	30A	Green
	0-375-85	-	35A	B/Green
0-375-40	0-375-90	-	40A	Orange
0-375-50	-	-	Assorted	Assorted

MICRO 2 BLADE TYPE

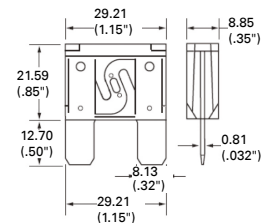


- Silver plated terminals
- Used on Vauxhall, Ford, JLR, Volvo, Fiat, Nissan vehicles

32V DC RATED ISO8820-3 SAE2741

QTY 10	QTY 50		
PART NO.	PART NO.	RATING	COLOUR
0-376-65	1-376-65	5A	Tan
0-376-67	1-376-67	7.5A	Brown
0-376-70	1-376-70	10A	Red
0-376-75	1-376-75	15A	Blue
0-376-80	1-376-80	20A	Yellow
0-376-82	1-376-82	25A	White
0-376-83	1-376-83	30A	Green

MAXI BLADE TYPE



32V DC RATED ISO8820-3 DIN 72581-3E

PART NO.	RATING	COLOUR	QTY
0-377-20	20A	Yellow	2
0-377-30	30A	Green	2
0-377-40	40A	Orange	2
0-377-50	50A	Red	2
0-377-60	60A	Blue	2
0-377-70	70A	Tan	2
0-377-80	80A	Neutral	2

CABLE & WIRING ACCESSORIES CIRCUIT PROTECTION FUSES

FUSE TESTER PULLER



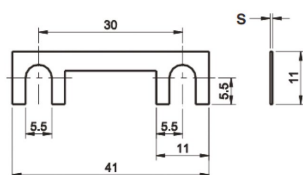
- Tests different size fuses
- LED light helps identify working fuses
- Tweezer end helps pull out faulty fuse

PART NO.	DESCRIPTION	QTY
0-534-29	Fuse tester puller	1



LOOKING FOR FUSE BOXES?
See pages 206–208.

STRIP LINK FUSES



36V DC RATED DIN 72581/2

PART NO.	RATING	QTY
0-378-30	30A	10
0-378-40	40A	10
0-378-50	50A	10
0-378-60	60A	10
0-378-80	80A	10
0-378-10	100A	10



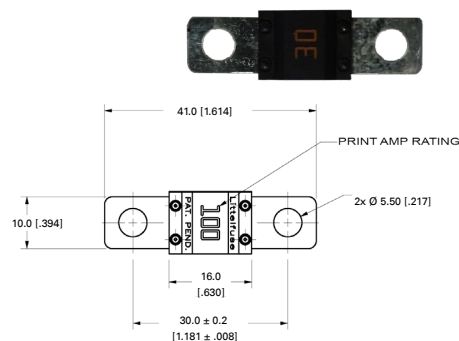
LOOKING FOR A MATCHING FUSE HOLDER? See page 207.

MIDI TYPE FUSES

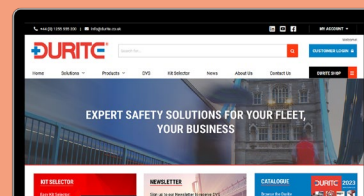
32V DC RATED ISO8820-5 UL248

QTY 1	QTY 100	PART NO.	PART NO.	RATING	COLOUR
		0-378-13	3-378-13	30A	Orange
		0-378-14	3-378-14	40A	Green
		0-378-15	-	50A	Red
		0-378-16	-	60A	Yellow
		0-378-17	3-378-17	70A	Brown

QTY 1	PART NO.	RATING	COLOUR
	0-378-18	80A	White
	0-378-20	100A	Blue
	0-378-22	125A	Pink
	0-378-25	150A	Grey
	0-378-33	200A	Violet



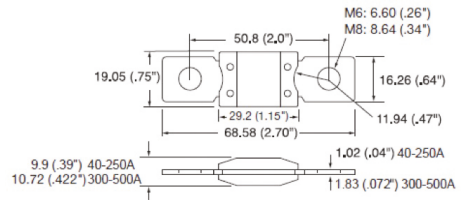
FOR STOCK AVAILABILITY VISIT WWW.DURITE.CO.UK
OR CONTACT INFO@DURITE.CO.UK



CABLE & WIRING ACCESSORIES CIRCUIT PROTECTION FUSES

MEGA TYPE FUSES

PART NO.	RATING	COLOUR	QTY	PART NO.	RATING	COLOUR	QTY
0-376-10	100A	Yellow	1	0-376-40	400A	Purple	1
0-376-12	125A	Green	1	0-376-45	450A	Dark yellow	1
0-376-15	150A	Orange	1	0-376-55	500A	Brown	1
0-376-17	175A	White	1				
0-376-20	200A	Blue	1				
0-376-22	225A	Tan	1				
0-376-25	250A	Pink	1				
0-376-30	300A	Grey	1				
0-376-35	350A	Dark green	1				



AFTERMARKET FUSES

AFTERMARKET MIDI TYPE FUSES



32V DC RATED		PBT HOUSING	ZINC BLADE				
PART NO.	RATING	COLOUR	QTY	PART NO.	RATING	COLOUR	QTY
0-368-13	30A	Orange	1	0-368-17	70A	Brown	1
0-368-14	40A	Green	1	0-368-18	80A	White	1
0-368-15	50A	Red	1	0-368-20	100A	Blue	1
0-368-16	60A	Yellow	1	0-368-22	125A	Pink	1

AFTERMARKET BLADE TYPES



32V DC RATED		TIN PLATED	ZINC ALLOY				
PART NO.	RATING	COLOUR	QTY	PART NO.	RATING	COLOUR	QTY
0-365-02	2A	Grey	50	0-365-15	15A	Blue	50
0-365-03	3A	Violet	50	0-365-20	20A	Yellow	50
0-365-05	5A	Tan	50	0-365-25	25A	Natural	50
0-365-07	7.5A	Brown	50	0-365-30	30A	Green	50
0-365-10	10A	Red	50	0-365-40	40A	Orange	50

AFTERMARKET MINI BLADE TYPE



32V DC RATED		TIN PLATED	ZINC ALLOY				
PART NO.	RATING	COLOUR	QTY	PART NO.	RATING	COLOUR	QTY
0-362-03	3A	Violet	50	0-362-15	15A	Blue	50
0-362-05	5A	Tan	50	0-362-20	20A	Yellow	50
0-362-07	7.5A	Brown	50	0-362-25	25A	Natural	50
0-362-10	10A	Red	50	0-362-30	30A	Green	50

AFTERMARKET MEGA TYPE FUSE

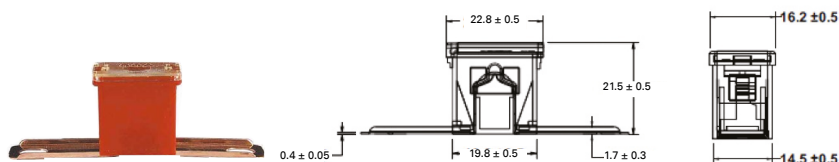


32V DC RATED **PBT HOUSING** **ZINC BLADE**

PART NO.	RATING	COLOUR	QTY	PART NO.	RATING	COLOUR	QTY
0-366-10	100A	Yellow	1	0-366-20	200A	Blue	1
0-366-12	125A	Green	1	0-366-22	225A	Tan	1
0-366-15	150A	Orange	1	0-366-25	250A	Pink	1
0-366-17	175A	White	1	0-366-55	500A	Brown	1

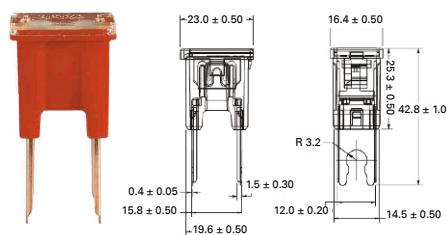
PAL TYPE FUSES, 32V DC RATED, JASO 0612

PAL TYPE MALE - LONG LEGS



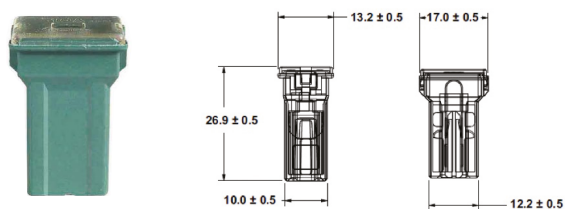
PART NO.	RATING	COLOUR	QTY
0-379-74	40A	Green	1
0-379-82	120A	White	1

PAL TYPE MALE



PART NO.	RATING	COLOUR	QTY	PART NO.	RATING	COLOUR	QTY
0-379-54	40A	Green	1	0-379-57	70A	Tan	1
0-379-55	50A	Red	1	0-379-58	80A	Black	1
0-379-56	60A	Yellow	1	0-379-60	100A	Blue	1
				0-379-62	120A	White	1

PAL TYPE FEMALE



PART NO.	RATING	COLOUR	QTY
0-379-13	30A	Pink	1
0-379-14	40A	Green	1

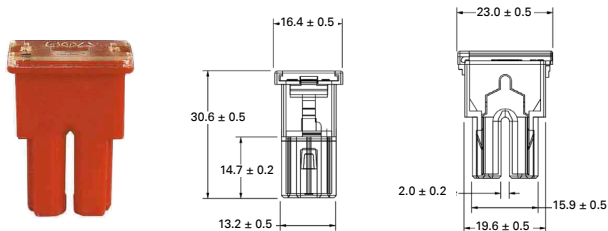


LOOKING FOR ASSORTED FUSE KITS?

See page 211.

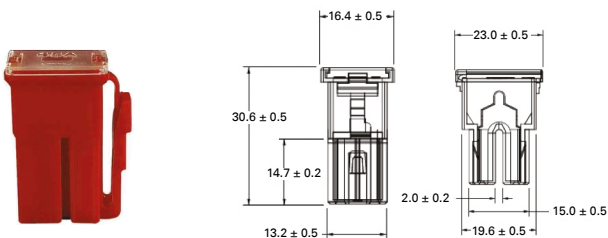
CABLE & WIRING ACCESSORIES CIRCUIT PROTECTION FUSES

PAL TYPE FEMALE



PART NO.	RATING	COLOUR	QTY
0-379-02	20A	Blue	1
0-379-03	30A	Pink	1
0-379-04	40A	Green	1
0-379-05	50A	Red	1
0-379-06	60A	Yellow	1

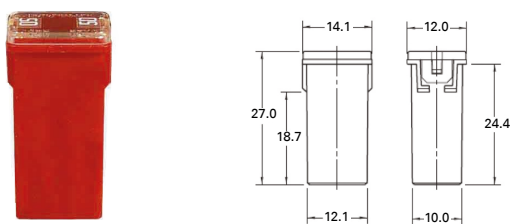
PAL TYPE FEMALE



PART NO.	RATING	COLOUR	QTY
0-379-44	45A	Red	1
0-379-46	65A	Black	1
0-379-47	75A	Grey	1

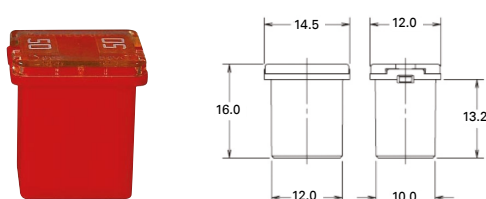
JCASE TYPE FUSES

JCASE FEMALE CARTRIDGE



PART NO.	RATING	COLOUR	QTY
0-379-32	20A	Blue	1
0-379-33	30A	Pink	1
0-379-34	40A	Green	1
0-379-35	50A	Red	1
0-379-36	60A	Yellow	1

JCASE FEMALE CARTRIDGE LOW PROFILE



PART NO.	RATING	COLOUR	QTY
0-379-15	20A	Blue	1
0-379-16	25A	White	1
0-379-17	30A	Pink	1
0-379-18	40A	Green	1
0-379-19	50A	Red	1
0-379-20	60A	Yellow	1

MCASE+ TYPE FUSES

MCASE+



- Used on Vauxhall, Ford, JLR, Volvo, Fiat, Nissan

32V DC RATED ISO8820-4 SAE2741

QTY 1		QTY 10	
PART NO.	PART NO.	RATING	COLOUR
0-379-08	1-379-08	15A	Grey
0-379-09	1-379-09	20A	Blue
0-379-10	1-379-10	25A	Natural
0-379-11	1-379-11	30A	Pink
0-379-12	1-379-12	40A	Green

MAINS TYPE FUSES

MAINS TYPE TO BS1362



PART NO.	RATING	COLOUR	QTY
0-696-03	3A	Red	10
0-696-05	5A	Black	10
0-696-13	13A	Brown	10
0-696-63	13A	Brown	50
3-696-13	13A	Brown	200



LOOKING FOR FUSE HOLDER OR BOX FOR 25MM CONTINENTAL?

Fuse Holder 0-591-50 | Fuse Boxes 0-234-00 | See page 208 & 210.



GLASS FUSES

32MM FLAT ENDED X 6.3MM Ø

PART NO.	CONTINUOUS RATING	QTY
0-374-05	5A	10
0-374-07	7.5A	10
0-374-10	10A	10
0-374-15	15A	10

⚡ Blow rating is specified as double the continuous rating.



20MM X 5.0MM Ø RADIO, RAPID BLOW

PART NO.	RATING	QTY
0-373-01	1A	10
0-373-02	2A	10
0-373-52	2A	50
0-373-05	5A	10
0-373-15	15A	10
0-373-20	20A	10



DIODES

MINI DIODE

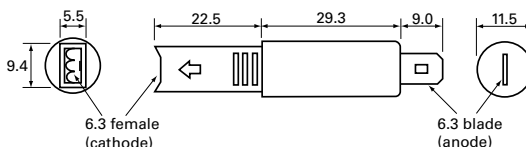


- Diode, mini fuse size, 1A 150V

PART NO.	QTY
0-372-00	10

UNIVERSAL INLINE DIODE

- Universal in-line diode, 10A 50VDC, with male (-) and female (+) 6.30mm Lucar terminals



PART NO.	QTY
0-834-10	10

⚡ For current to flow the diode must be forward biased by connecting the anode to positive and cathode to negative.

CIRCUIT BREAKERS

CIRCUIT BREAKER FOR 12/24 VOLT DC SYSTEMS

MINI BLADE FUSE TYPE



- Thermal with manual re-set
- Will replace standards mini blade fuses in many fuseholders and boxes

PART NO.	RATED AT	COLOUR	QTY
0-380-60	10A	Red	1
0-380-65	15A	Blue	1

BLADE FUSE TYPE



- Thermal bi-metallic with manual re-set
- Will replace standard blade fuses in many fuseholders and boxes

PART NO.	RATED AT	COLOUR	QTY
0-380-06	6A	Green	1
0-380-08	8A	Tan	1
0-380-10	10A	Red	1
0-380-15	15A	Blue	1
0-380-20	20A	Yellow	1
0-380-25	25A	White	1
0-380-30	30A	Light green	1

CABLE & WIRING ACCESSORIES CIRCUIT PROTECTION FUSES

CIRCUIT BREAKERS 12/24 VOLT



- Thermal bi-metallic with manual re-set and manual trip
- For panel hole, 11.2 x 10mm
- Supplied with 1 x hex nut, 1 x knurled ring

Screw connections.

PART NO.	RATED AT	QTY
0-381-55	5A	1
0-381-60	10A	1
0-381-65	15A	1
0-381-70	20A	1
0-381-75	25A	1
0-381-80	30A	1
0-381-85	35A	1
0-381-90	40A	1
0-381-95	45A	1
0-381-99	Circuit breaker dust cap	1

FLUSH MOUNT CIRCUIT BREAKERS

- 12/24V



PART NO.	RATED AT	QTY
0-382-55	50A flush mount	1
0-382-56	60A flush mount	1
0-382-58	80A flush mount	1
0-382-60	100A flush mount	1
0-382-65	150A flush mount	1
0-382-70	200A flush mount	1
0-383-99	Mounting bracket	1



NOT FOUND WHAT YOU'RE LOOKING FOR?

DROP US AN EMAIL: INFO@DURITE.CO.UK

PANEL MOUNT HI-AMP CIRCUIT BREAKERS

- 12/24V



PART NO.	RATED AT	QTY
0-383-55	50A panel mount	1
0-383-58	80A panel mount	1
0-383-60	100A panel mount	1
0-383-98	Spare panel mount mounting pad	1
0-383-99	Mounting bracket	1

PANEL / BASE MOUNT TYPE

- Thermal bi-metallic with manual re-set and manual trip
- For panel mounting in 9.6mm diameter hole or on 6.3mm blade base, part numbers 0-384-98 blade or 0-384-99 screw



PART NO.	RATED AT	QTY
0-384-05	5A	1
0-384-07	7A	1
0-384-10	10A	1
0-384-15	15A	1
0-384-20	20A	1
0-384-25	25A	1
0-384-97	Splash proof cover for above	1

PANEL MOUNT TYPE

- Thermal bi-metallic with manual re-set
- For panel mounting in 12mm diameter hole



PART NO.	RATED AT	QTY
0-388-20	20A	1
0-388-30	30A	1
0-388-40	40A	1
0-388-50	50A	1
0-388-60	60A	1
0-388-70	70A	1
0-388-97	Splash proof cover for above	1

FUSE HOLDERS

BLADE FUSE HOLDERS

MINI BLADE FUSE HOLDERS



- With flying leads
- Snap-on splash proof cover
- Maximum fuse rating 15A continuous

PART NO.	QTY	PART NO.	QTY
0-372-90	5	3-372-90	100
5-372-90	1		



- 'Add a Circuit' type mini blade fuse holder, adds one extra fuse when use to replace a blade fuse in a fuse box
- Maximum fuse rating 10A continuous

PART NO.	QTY	PART NO.	QTY
0-372-99	5	3-372-99	100
5-372-99	1		

PANEL MOUNT BLADE FUSE HOLDER



- For mounting into a hole 22 x 11mm
- 6.3mm blade terminal
- Maximum fuse rating 30A continuous

PART NO.	QTY
0-376-50	10

MAXI BLADE IN-LINE FUSE HOLDER



- With flying leads
- Splash proof cover
- Maximum fuse rating of 100A continuous

PART NO.	QTY
0-377-90	1

MAXI BLADE FUSE HOLDER



- Supplied with 2 sizes of terminal for 4 - 10mm² cable
- Mounting bracket
- Can be clipped together to make multiple fuse block

PART NO.	QTY
0-377-00	1

BLADE FUSE HOLDERS



- With bracket
- Supplied with terminals
- Can be clipped together to make multiple fuse blocks
- Can also be gang mounted to relay bulkhead sockets
- Max cable size 1.25mm²
- Max fuse 15A

PART NO.	QTY
0-376-02	1
3-376-02	100



- Splash proof
- Complete with terminals for 0.5 - 1.5mm cable, silicon cable seals and bulkhead mounting plate
- Suitable for up to 30A blade fuses with a maximum continuous current 21A
- Can be clipped together to make multiple fuse block

PART NO.	QTY
0-376-03	1



- 6.3mm blade terminal
- Can be clipped together to make multiple fuse block

PART NO.	DESCRIPTION	QTY
0-376-00	Fuse holder	10
3-376-00	Fuse holder	250

CABLE & WIRING ACCESSORIES CIRCUIT PROTECTION FUSE HOLDERS

BLADE FUSE HOLDERS



- 30A continuous rating
- With flying leads

PART NO.	QTY
0-376-60	5
3-376-60	100
5-376-60	1



- With flying leads
- Snap-on splash proof cover
- Maximum fuse rating 30A continuous

PART NO.	QTY
0-376-90	5
3-376-90	100
5-376-90	1



- 'Add a Circuit' type blade fuse holder, adds one extra fuse when used to replace a blade fuse in a fuse box
- Maximum fuse rating 10A continuous

PART NO.	QTY
0-376-99	5
5-376-99	1

STRIP LINK/MIDI FUSE HOLDERS

FOR MIDI FUSES

- For 0-378-xx range and MIDI range of fuses
- M5 studs

PART NO.	QTY
0-378-00	1
3-378-00	100
0-378-85	1
3-378-85	100



MEGA FUSE HOLDERS

FOR MEGA FUSES UP TO 500A

- For the MEGA range of fuses up to 500A rating
- M8 studs
- Side stackable & surface mounted


PART NO.	QTY
0-376-85	1
3-376-85	100



MICRO 2 & 3 FUSE HOLDER & FUSE TAP

FOR MICRO 3 FUSES UP TO 20A

- Maximum fuse rating of 20A
- Fuse tap add-on 20A



PART NO.	DESCRIPTION	QTY
0-371-99	FuseTap	5
0-371-90	Splash proof	5
0-371-91	Waterproof. IP67	5

FOR MICRO 2 FUSES UP TO 30A

- Maximum fuse rating of 30A
- Fuse tap add-on 25A



PART NO.	DESCRIPTION	QTY
0-376-89	FuseTap	5
0-376-91	Splash proof	5

IN-LINE FUSE HOLDERS

FOR 32MM FUSES



- Moulded in black phenol
- Screw terminal cable connections
- Supplied with 30A fuse

PART NO.	QTY
0-591-00	5



- Splash proof - protected to IP66
- For fuses up to 10A rating
- Moulded in polybutylene with PVC grommets and a nitrile "O" ring
- Nickel plated brass screw terminal cable connection

PART NO.	QTY
0-584-90	5

DURITE

**WE'RE ON SOCIAL MEDIA
FOLLOW US
@DURITELIMITED**

PANEL MOUNTED FUSE HOLDERS

FOR 32MM FUSES



- For fuses up to 10A rating
- For mounting into Ø 13mm hole
- Bayonet retaining cap for fuse
- 6.3mm blade terminal cable connections
- Length 60mm

PART NO.	QTY
0-591-50	5
5-591-50	1

MEGA & MIDI TYPE FUSE BOX

FUSE BOX - 5 WAY



- Fuse box for bolt down fuses
- 1 x mega fuse and 4 x midi fuses
- Rated at 32V 500A mega fuse
- Rated at 200A for midi fuses
- M8 & M5, nuts and washers included

PART NO.	QTY
0-234-80	1

CABLE & WIRING ACCESSORIES CIRCUIT PROTECTION FUSES BOXES

BLADE TYPE FUSE BOXES

BOTTOM CABLE ENTRY

- 6.3mm blade terminal cable connections with 2 hole fixing
- Supplied without fuses

 Cable entry from underneath.



PART NO.	DESCRIPTION	QTY
0-234-14	4-way fuse	1
0-234-16	6-way fuse	1

SIDE CABLE ENTRY

- 6.3mm blade terminal cable connections with 2 hole fixing
- Supplied without fuses



PART NO.	DESCRIPTION	QTY
0-234-24	4-way fuse	1
0-234-26	6-way fuse	1
0-234-28	8-way fuse	1
0-234-20	10-way fuse	1

FUSE BOX, 8-WAY



- Blade fuse box, through panel mounting
- 6.3mm blade terminals cable connections
- Supplied without fuses
- Cable entry from underneath

PART NO.	DESCRIPTION	QTY
0-234-18	8-way	1

FUSE BOX, 10-WAY



- Splash proof blade fuse box with LED indicators, max 25A per fuse, 150A total fuse box

PART NO.	DESCRIPTION	QTY
0-234-60	10-way	1

FUSE HOLDER, 16-WAY



- 16-way blade fuse holder
- Supplied complete with terminals with removable mounting feet

PART NO.	DESCRIPTION	QTY
0-234-66	16-way	1

BUSBAR FUSE BOXES - MINI BLADE

- For mini blade type fuses
- Common busbar for input with M5 stud and 6.3mm blade terminal outputs
- Maximum load 100A



PART NO.	DESCRIPTION	QTY
0-234-34	4-way fuse	1
0-234-36	6-way fuse	1
0-234-30	10-way fuse	1

BUSBAR FUSE BOXES - BLADE

- For blade type fuse
- Common busbar for input with M5 stud and 6.3mm blade terminal outputs
- Maximum busbar load 100A



PART NO.	DESCRIPTION	QTY
0-234-44	4-way fuse	1
0-234-46	6-way fuse	1
0-234-40	10-way fuse	1

LED FUSE BOXES AND BUSBARS

LED FUSE BOX, 6-WAY



- 32V
- 100A max
- 6-Way fuse box for input with M5 stud
- Wire input #4-6AWG, Output #12-16AWG
- Output terminal 30A max per circuit

PART NO.	DESCRIPTION	QTY
0-234-56	6-way	1

LED FUSE BOX, 10-WAY



- 32V
- 100A max
- 10-Way fuse box for input with M5 stud
- Wire input #4-6AWG, Output #12-16AWG
- Output terminal 30A max per circuit

PART NO.	DESCRIPTION	QTY
0-234-50	10-way	1


LED FUSE BOX & BUSBAR



- 32V
- 100A max
- 6-Way LED fuse box & bus bar
- M4 & M5 stud
- Output terminal 30A max per circuit

PART NO.	DESCRIPTION	QTY
0-234-76	6-way	1

LED FUSE BOX & BUSBAR



- 32V
- 100A max
- 12-Way LED fuse box & bus bar
- M4 & M5 stud
- Output terminal 30A max per circuit

PART NO.	DESCRIPTION	QTY
0-234-82	12-way	1

LUCAS REPLICA

4-WAY SURFACE MOUNT



- Surface mounting with screw terminals
- Supplied without fuses
- Replaces 54038067, SF4
- For 29mm glass fuses

Lucas Replica.

PART NO.	DESCRIPTION	QTY
0-237-01	4-way	1



LOOKING FOR RELAY BOXES?

0-729-05 & 0-729-06 | See page 272.

CONTINENTAL BOX

8A CONTINENTAL FUSES



- Continental type fuse box with screw terminals
- Supplied with 8A continental fuses

PART NO.	DESCRIPTION	QTY
0-234-00	4-way fuse	1

ASSORTMENT BOXES

ASSORTED PRE-INSULATED TERMINALS

RED PRE-INSULATED TERMINALS



- Suitable for cables 0.5-1.0mm²

PART NO.	PCS
0-203-01	260

BLUE PRE-INSULATED TERMINALS



- Suitable for cables 1.5-2.5mm²

PART NO.	PCS
0-203-02	280

YELLOW PRE-INSULATED TERMINALS



- Suitable for cables 3.0-6.0mm²

PART NO.	PCS
0-203-03	110

PUSH-ON ASSORTED PRE-INSULATED TERMINALS



- Suitable for cables 0.5-6.0mm²

PART NO.	PCS
0-203-04	221

RING & FORK ASSORTED PRE-INSULATED TERMINALS



- Suitable for cables 0.5-6.0mm²

PART NO.	PCS
0-203-05	205

ASSORTED PRE-INSULATED TERMINALS



- Suitable for cables 0.5-6.0mm²

PART NO.	PCS
0-203-06	365

HEATSHRINK PRE-INSULATED TERMINALS



PART NO.	PCS
0-203-07	160

ASSORTED CONNECTOR BOXES

ASSORTED SUPERSEAL CONNECTORS

- Assorted superseal connectors, in a sectional plastic box, 180 pieces comprises of:
3-011-62 x 5, 3-011-63 x 2, 3-011-64 x 1,
3-011-65 x 1, 3-011-66 x 1, 3-011-60 x 40,
3-011-60 x 40, 3-011-52 x 5, 3-011-53 x
2, 3-011-54 x 1, 3-011-55 x 1, 3-011-56 x 1,
3-011-50 x 40



PART NO.	PCS
0-011-69	180

ASSORTED DEUTSCH DT CONNECTORS

- Assorted Deutsch DT connectors, in a sectional plastic box 152 pieces comprises of:
3-011-42 & 3-111-42 x 5, 3-011-43 & 3-111-43 x 2, 3-011-44
& 3-111-44 x 4, 3-011-46 & 3-111-46 x 1, 3-011-48 &
3-111-48 x 1, 3-011-96 x 50, 3-001-32 & 3-111-32 x 5, 3-011-
33 & 3-111-33 x 2, 3-011-34 & 3-111-34 x 4, 3-011-36 &
3-111-36 x 1, 3-011-38 & 3-111-38 x 1, 3-011-95 x 50



PART NO.	PCS
0-011-30	152

ASSORTED BLADE MULTIPLE CONNECTORS

- Assorted blade multi connectors, in a sectional plastic box, 286 pieces comprises of:
0-011-16 x 2, 0-011-15 x 2, 0-011-14 x 4, 0-011-13 x 5,
0-011-12 x 5, 0-011-10 x 5, 0-011-23 x 60, 0-011-24 x 60,
0-011-06 x 2, 0-011-05 x 2, 0-011-04 x 4, 0-011-03 x 5,
0-011-02 x 5, 0-011-01 x 5, 0-011-21 x 60, 0-011-22 x 60



PART NO.	PCS
0-011-00	286

ASSORTED MATE-N-LOCK CONNECTORS

- Assorted mate-n-lock connectors, in a sectional plastic box, 226 pieces comprises of:
0-013-12 x 4, 0-013-13 x 3, 0-013-14 x 2, 0-013-16 x
2, 0-013-17 x 2, 0-013-23 x 100, 0-013-02 x 4,
0-013-03 x 3, 0-013-04 x 2, 0-013-06 x 2, 0-013-07 x
2, 0-013-21 x 100



PART NO.	PCS
0-013-00	226

ASSORTED HDSCS CONNECTOR KIT



Assorted HDSCS connector kit, in a sectional plastic box.

- 601 pieces
- 12 sizes of HDSCS Connector
- MCP 1.5 & 2.8 Receptacle Housings
- Protected to IP67, waterproof & dustproof

NEW

Comprises of:

5 x 0-012-04, 5 x 0-012-05, 5 x 0-012-06, 4 x 0-012-07, 4
x 0-012-08, 4 x 0-012-09, 2 x 0-012-10, 4 x 0-012-11, 2 x
0-012-12, 2 x 0-012-13, 2 x 0-012-14, 2 x 0-012-15, 200 x
1.5mm Terminals, 200 x Grey Wire Seals,
80 x 2.8mm Terminals, 80 x Yellow Wire Seals

✂ For refills see page 179.

PART NO.	PCS
0-012-03	601

CABLE & WIRING ACCESSORIES CIRCUIT PROTECTION ASSORTMENT BOXES

ASSORTED GROMMETS

ASSORTED SIZED WIRING GROMMETS



- Wiring grommets in a sectionalised plastic box, 280 piece comprises of: 0-447-36 x 50, 0-447-39 x 50, 0-447-42 x 50, 0-447-46 x 50, 0-447-50 x 50, 0-447-55 x 30

PART NO.	PCS
0-447-30	280

ASSORTED SIZED BLANKING GROMMETS



- Blanking grommets in a sectionalised plastic box, 280 piece comprises of: 0-452-36 x 50, 0-452-39 x 50, 0-452-42 x 50, 0-452-46 x 50, 0-452-50 x 50, 0-452-55 x 30

PART NO.	PCS
0-452-30	280

ASSORTED HEATSHRINK BOXES

ADHESIVE LINED HEATSHRINK ASSORTMENT

- Contents: 0-329-09 x 15, 0-329-06 x 12, 0-329-04 x 25, 0-329-03 x 30, 0-329-12 x 15, 0-329-19 x 10
- Suitable for cables with inside Ø 3.2-19.0mm



PART NO.	PCS
0-329-00	175

HEATSHRINK ASSORTMENT

- Contents: 0-333-03 x 30, 0-333-04 x 30, 0-333-06 x 50, 0-333-09 x 25, 0-333-19 x 20, 0-333-12 x 20
- Suitable for cables with inside Ø 3.0-19.1mm



PART NO.	PCS
0-333-00	175

ASSORTED COPPER TUBE BOXES

ASSORTED COPPER BUTT CONNECTORS



- For cables 10-95mm².
- Assorted copper butt connectors in a sectionalised plastic box, 100 pieces comprises of: 0-008-20 x 20, 0-008-30 x 30, 0-008-40 x 30, 0-008-50 x 5, 0-008-60 x 5, 0-008-70 x 5, 0-008-80 x 5

PART NO.	PCS
0-008-10	100

ASSORTED COPPER TUBE TERMINALS



- For cables 10mm²-95mm²
- Assorted copper tube terminals in a sectionalised plastic box, 78 pieces comprises of: 0-008-22 x 8, 0-008-23 x 8, 0-008-32 x 8, 0-008-33 x 8, 0-008-43 x 5, 0-008-44 x 5, 0-008-53 x 5, 0-008-54 x 5, 0-008-63 x 5, 0-008-64 x 5, 0-008-74 x 4, 0-008-75 x 4

PART NO.	PCS
0-008-15	78

ASSORTED FUSE KITS

MINI, BLADE & MAXI FUSE KIT



- 3A-60A
- Mini, blade & maxi fuse kit in a sectionalised plastic box contents:
0-372-05 x 15, 0-372-10 x 15, 0-372-15 x 15, 0-372-20 x 15, 0-372-30 x 15, 0-375-03 x 10, 0-375-05 x 20, 0-375-07 x 10, 0-375-10 x 20, 0-375-15 x 20, 0-375-20 x 20, 0-375-30 x 10, 0-377-30 x 3, 0-377-40 x 3, 0-377-50 x 3, 0-377-60 x 3

PART NO.	PCS
0-235-01	197

ASSORTED MICRO 2, MICRO 3 & M-CASE FUSES



- Assorted Micro 2, Micro 3 & M-case fuses, in a sectional plastic box, 89 pieces comprises of:
0-376-67 x 8, 0-376-75 x 8, 0-376-82 x 8, 0-371-55 x 5, 0-371-60 x 5, 0-379-08 x 2, 0-379-10 x 2, 0-379-12 x 2, 0-376-65 x 8, 0-376-70 x 8, 0-376-80 x 8, 0-376-83 x 8, 0-371-58 x 5, 0-371-65 x 5, 0-379-09 x 2, 0-379-11 x 2

PART NO.	PCS
0-235-05	86

MIDI, MEGA & STRIPLINK FUSE KIT



- 30A-250A
- Midi, mega & striplink fuse kit in a sectionalised plastic box contents:
0-376-10 x 3, 0-376-15 x 3, 0-376-20 x 3, 0-376-25 x 3, 0-378-13 x 5, 0-378-14 x 5, 0-378-15 x 5, 0-378-16 x 5, 0-378-20 x 5, 0-378-30 x 10, 0-378-40 x 10, 0-378-50 x 10

PART NO.	PCS
0-235-04	67

J-CASE & PAL FUSE KIT



- 20A-120A
- J-Case & PAL fuse kit in a sectionalised plastic box contents:
0-379-32 x 4, 0-379-33 x 4, 0-379-34 x 4, 0-379-36 x 4, 0-379-15 x 4, 0-379-17 x 4, 0-379-18 x 4, 0-379-20 x 4, 0-379-58 x 2, 0-379-60 x 2, 0-379-62 x 2, 0-379-03 x 2, 0-379-02 x 2, 0-379-44 x 2, 0-379-05 x 2, 0-379-06 x 2

PART NO.	PCS
0-235-02	48

20MM, 32MM GLASS & CONTINENTAL FUSE KIT



- 1A-25A
- 20mm, 32mm Glass & continental fuse kit in a sectionalised plastic box contents:
0-230-05 x 20, 0-230-08 x 20, 0-230-16 x 20, 0-230-25 x 20, 0-373-01 x 20, 0-373-02 x 20, 0-373-03 x 20, 0-373-05 x 20, 0-373-08 x 20, 0-373-15 x 20, 0-374-05 x 10, 0-374-10 x 10, 0-374-15 x 10, 0-374-25 x 10, 0-374-40 x 10, 0-374-50 x 10

PART NO.	PCS
0-235-03	260

ASSORTMENT BOX STAND




- H 470 x W 295 x D 220mm
- Holds up to 10 assortment kit boxes

PART NO.	QTY
STAND10	1

05

POWER CONVERSION



MODIFIED WAVE INVERTERS 216

SINE WAVE INVERTERS 218

VOLTAGE CONVERTERS 224

**OVER 45 MODELS TO
CHOOSE FROM. GET
POWER ANYWHERE,
ANYTIME!**



POWER INVERTERS

A power inverter converts DC Battery power to Mains AC power. This enables anyone to power electrical devices remotely. Power inverters are commonly used in both the commercial and the leisure markets.

“ Get AC power anywhere, anytime. ”

MODIFIED WAVE OR SINE WAVE?



MODIFIED

- ✓ Economical option
- ✓ Ideal for simpler current loads such as lighting and motors
- ✓ Works with most equipment
- ✓ An approximate reproduction of Mains power



SINE

- ✓ Suitable for all applications
- ✓ Ideal for sensitive electronic devices such as laptops and TVs
- ✓ An exact reproduction of Mains power

MODIFIED WAVE INVERTERS

Full technical specifications can be found on pages 220-221.

COMPACT MODIFIED WAVE INVERTERS

- 110VAC or 230VAC output
- Suitable for smart charging vehicles
- Fast USB charging 2.1A output
- Protected against overload, over temperature, low battery & short-circuits with warning light
- 230VAC inverters are supplied with 2 x standard 3-pin BS1363 UK socket outlet, on/off/remote switch. (Only 1 socket on 140W model)
- 110VAC inverter supplied with 1 x IEC 60909-2 socket, rated 32A and on/off/remote switch (Supports EURO 6 Requirements)
- E-Marked, EMC, R10 approved

	PART NO.	WATTS	QUIESCENT CURRENT	VAC	QTY
12V	0-856-00	140W	<0.45A	230VAC	1
	0-856-03	150W	<0.45A	230VAC	1
	0-856-20	1000W	<0.35A	230VAC	1
	0-856-25	1500W	<0.4A	230VAC	1
	0-856-27	2000W	<0.5A	230VAC	1
	0-856-42	3000W	<0.6A	230VAC	1
	0-856-41	3000W	<0.5A	110VAC	1
24V	0-856-70	1000W	<0.35A	230VAC	1
	0-856-75	1500W	<0.4A	230VAC	1
	0-856-77	2000W	<0.35A	230VAC	1



NEW



Smaller in size & more economical



Fast USB Charging

🔑 REMOTE CONTROLS: See corresponding numbers

1 0-856-95

2 0-856-96

3 0-856-97

4 0-856-98

POWER CONVERSION MODIFIED WAVE INVERTERS

APPLICATIONS


	125W	250W	500W	1000W	1500W	2000W	2500W	3000W
Radio Laptop Phone charger	✓	✓	✓	✓	✓	✓	✓	✓
Television DVD player		✓	✓	✓	✓	✓	✓	✓
Electric drills Work lights			✓	✓	✓	✓	✓	✓
Power tools Coffee maker				✓	✓	✓	✓	✓
Microwave (>600W) Kettle					✓	✓	✓	✓
Large power tool Combination of appliances						✓	✓	✓
Small fridge Freezer Combination of appliances							✓	✓
Electric heaters Combination of appliances								✓

Full technical specifications can be found on pages 220–221.

HEAVY-DUTY MODIFIED WAVE INVERTERS

- Input 10-16VDC or 22-33VDC to 230VAC 50Hz output
- Protected against over load, over temperature, low battery and short circuit
- Supplied with 1 or 2 standard UK 3-pin socket outlets, on/off switch

	PART NO.	WATTS	VAC	QUIESCENT CURRENT	QTY
12V	0-856-01	125W	230VAC	<0.25A	1
	0-856-02	250W	230VAC	<0.65A	1
	0-856-05	500W	230VAC	<0.95A	1
	0-856-10	1000W	230VAC	<0.45A	1 (4)
	0-856-16	1500W	110VAC	<0.40A	1 (4)
	0-856-15	1500W	230VAC	<0.60A	1 (4)
	0-856-22	2200W	230VAC	<1.2A	1 (4)
	0-856-30	3000W	230VAC	<1.0A	1 (4)
24V	0-856-51	125W	230VAC	<0.25A	1
	0-856-52	250W	230VAC	<0.65A	1
	0-856-55	500W	230VAC	<0.95A	1
	0-856-60	1000W	230VAC	<0.30A	1 (4)
	0-856-66	1500W	110VAC	<0.35A	1 (4)
	0-856-65	1500W	230VAC	<0.30A	1 (4)
	0-856-72	2200W	230VAC	<0.70A	1 (4)
	0-856-80	3000W	230VAC	<0.90A	1 (4)



3000W & 2200W



1500W



1500W, 110VAC



1000W



500W



250W



125W

🔧 REMOTE CONTROLS: See corresponding numbers

1 0-856-95

2 0-856-96

3 0-856-97

4 0-856-98

SINE WAVE INVERTERS

COMPACT SINE WAVE INVERTER

ROBUST & POWERFUL

- 230VAC output
- LCD Panel Display with fault code reader / diagnostics (2000W, 2500W & 3000W only)
- 11-15.5VDC (Supports EURO 6 Requirements)
- Protected against overload, over temperature, low battery & short-circuits with warning light
- Fast USB charging 2.1A output
- Supplied with 2 x standard 3-pin BS1363 UK socket outlets, on/off/remote switch and remote control
- E-Marked, EMC, R10.05 approved



Light & compact



USB fast charging



High peak capacity for start-up demands



3000W, 2500W, 2000W

PART NO.	WATTS	QUIESCENT CURRENT	VOLTAGE	QTY
0-857-60	600W	<0.85A	12V	1 2
0-857-10	1000W	≤1.0A	12V	1 2
0-857-16	1500W	≤1.0A	12V	1 2
0-857-20	2000W	≤1.0A	12V	1 1
0-857-25	2500W	≤1.5A	12V	1 1
0-857-30	3000W	≤1.5A	12V	1 1
0-857-66	1500W	≤0.7A	24V	1 3
0-857-75	2500W	≤1.0A	24V	1 3

600W, 1000W, 1500W, 2000W, 2500W, 3000W

LCD

LCD display (excl. 600W)



1500W, 2500W (24V)



1500W



1000W



600W



2000W, 2500W & 3000W display



24V display



1000W & 1500W display

REMOTE CONTROLS: See corresponding numbers

1 0-856-95

2 0-856-96

3 0-856-97

4 0-856-98

Full technical specifications can be found on pages 222–223.

HEAVY-DUTY SINE WAVE INVERTERS

- Range from 125W to 2700W
- Protected against overload, over temperature, low battery & short-circuits with warning light
- Supplied with up to 2 x standard 3-pin BS1363 UK socket outlet, on/off/remote switch
- E-Marked, EMC, R10 approved

PART NO.	WATTS	QUIESCENT CURRENT	VOLTAGE	QTY
0-857-02	250W	<0.8A	12V	1
0-857-05	500W	<0.9A	12V	1
0-857-08	800W	<1.3A	12V	1
0-857-15	1500W	<1.3A	12V	1
0-857-22	2200W	<1.5A	12V	1
0-857-31	3000W	<0.2A	12V	1
0-857-51	125W	<0.5A	24V	1
0-857-52	250W	<0.6A	24V	1
0-857-58	800W	<0.7A	24V	1
0-857-65	1500W	<0.7A	24V	1
0-857-72	2200W	<1.0A	24V	1
0-857-77	2700W	<1.5A	24V	1



NEW
3000W
with adjustable output
voltage 200/220/230/240 &
30A 12V charger




2700W



2200W



1500W



800W



500W



250W



125W

🔧 **REMOTE CONTROLS:** See corresponding numbers **1** 0-856-95 **2** 0-856-96 **3** 0-856-97 **4** 0-856-98 **5** 0-856-94

POWER CONVERSION MODIFIED WAVE INVERTERS SPECIFICATIONS

12V MODIFIED WAVE INVERTERS SPECIFICATIONS

	0-856-01 (12V)	0-856-00 (12V)	0-856-03 (12V)	0-856-02 (12V)	0-856-05 (12V)	0-856-10 (12V)	0-856-20 (12V)	0-856-16 (12V)
	Heavy-duty	Compact	Compact	Heavy-duty	Heavy-duty	Heavy-duty	Compact	Heavy-duty
OUTPUT POWER	125W	140W	150W	250W	500W	1000W	1000W	1500W
OUTPUT SURGE (5 SEC)	450W	280W	300W	1000W	1500W	2000W	2000W	3000W
AC OUTPUT V	230V	230V	230V	230V	230V	230V	230V	110V
REGULATION	±10%	±5%	Yes	±10%	±10%	±5%	±10%	±5%
OUTPUT WAVEFORM	Modified	Modified	Modified	Modified	Modified	Modified	Modified	Modified
DC INPUT V	12-15V	10-15V	11-15V	12-15V	12-15V	12-15V	11-15.5V	12-15V
LOW BATTERY ALARM	10.5V ± 0.5V	10V ± 0.5V	-	10.5V ± 0.5V	10.5V ± 0.5V	10.5V ± 0.5V	10.2V - 10.8V	10.5V ± 0.5V
LOW V SHUTDOWN	10V ± 0.5V	9.5V ± 0.5V	10.5V ± 0.3V	10V ± 0.5V	10V ± 0.5V	10V ± 0.5V	9.2V - 9.8V	10V ± 0.5V
FREQUENCY ±1%	50Hz	50Hz	50Hz ±3Hz	50Hz	50Hz	50Hz	50Hz ± 3Hz	50Hz
EFFICIENCY	90%	85%	85%	90%	90%	90%	85% Max	90%
NO-LOAD CURRENT	< 0.25A	< 0.45A	<0.45A	< 0.65A	< 0.95A	< 0.45A	< 0.35A	< 0.4A
OVERTEMP PROTECTION	55°C ± 5°C	60° + 10°C	85°C	55°C ± 5°C	55°C ± 5°C	55°C ± 5°C	60° ± 5°C	55°C ± 5°C
COOLING FAN	No	No	Yes	Yes	Yes	Yes	Yes	Yes
OVERLOAD PROTECTION	Yes	Yes	Yes	Yes	Yes	Yes	Yes	Yes
SHORT CIRCUIT PROTECTION	Yes	Yes	Yes	Yes	Yes	Yes	Yes	Yes
DIMENSIONS (L X W X H)	138 x 240 x 76mm	160 x 70 x 70mm	65 x 72.7 x 176mm	158 x 240 x 76mm	303 x 240 x 76mm	363 x 240 x 76mm	238 x 165 x 69mm	408 x 240 x 76mm
NET WEIGHT	1.5Kg	0.428Kg	0.255Kg	1.77Kg	3.16Kg	3.84Kg	1.701Kg	4.6Kg
APPROVALS	E-Marked	CE Marked, EMC	CE, UKCA, RoHS	E-Marked	E-Marked	E-Marked	CE Marked EMC, R10	E-Marked

	0-856-15 (12V)	0-856-25 (12V)	0-856-27 (12V)	0-856-41 (12V)	0-856-22 (12V)	0-856-30 (12V)	0-856-42 (12V)
	Heavy-duty	Compact	Compact	Compact	Heavy-duty	Heavy-duty	Compact
OUTPUT POWER	1500W	1500W	2000W	3000W	2200W	3000W	3000W
OUTPUT SURGE (5 SEC)	3000W	3000W	4000W	6000W	4400W	6000W	6000W
AC OUTPUT V	230V	230V	230V	110V	230V	230V	230V
REGULATION	±5%	±10%	±10%	±10%	±5%	±5%	±10%
OUTPUT WAVEFORM	Modified	Modified	Modified	Modified	Modified	Modified	Modified
DC INPUT V	12-15V	11-15.5V	11-15.5V	11-15V	10-16V	12-15V	11-15.5V
LOW BATTERY ALARM	10.5V ± 0.5V	10.2V - 10.8V	10.2V - 10.8V	10.5V ± 0.3V	11V ± 0.5V	11V ± 0.5V	10.2V - 10.8V
LOW V SHUTDOWN	10V ± 0.5V	9.2V - 9.8V	9.2V - 9.8V	9.5V ± 0.3V	10.5V ± 0.5V	10V ± 0.5V	9.2V - 9.8V
FREQUENCY ±1%	50Hz	50Hz ± 3Hz	50Hz ± 3Hz	50Hz ± 3Hz	50Hz	50Hz	50Hz ± 3Hz
EFFICIENCY	90%	85% Max	85% Max	85%	90%	90%	85%
NO-LOAD CURRENT	< 0.6A	< 0.4A	< 0.5A	< 0.5A	< 1.2A	< 1A	<0.6A
OVERTEMP PROTECTION	55°C ± 5°C	60° ± 5°C	60° ± 5°C	60° ± 5°C	55°C ± 5°C	55°C ± 5°C	60° ± 5°C
COOLING FAN	Yes	Yes	Yes	Yes	Yes	Yes	Yes
OVERLOAD PROTECTION	Yes	Yes	Yes	Yes	Yes	Yes	Yes
SHORT CIRCUIT PROTECTION	Yes	Yes	Yes	Yes	Yes	Yes	Yes
DIMENSIONS (L X W X H)	408 x 240 x 76mm	261 x 165 x 69mm	367.6 x 218 x 98.5mm	455 x 220 x 100mm	470 x 203 x 116mm	400 x 135 x 148mm	424.6x 218.4 x 98.5mm
NET WEIGHT	4.6Kg	2.153Kg	4.32Kg	6.1Kg	4.9Kg	5.9Kg	5.26Kg
APPROVALS	E-Marked	CE Marked EMC, R10	CE Marked EMC, R10	RoHS	CE Marked, EMC	CE Marked, EMC	CE Marked EMC, R10

POWER CONVERSION MODIFIED WAVE INVERTERS SPECIFICATIONS

24V MODIFIED WAVE INVERTERS SPECIFICATIONS

	0-856-51 (24V)	0-856-52 (24V)	0-856-55 (24V)	0-856-60 (24V)	0-856-70 (24V)	0-856-66 (24V)	0-856-65 (24V)
	Heavy-duty	Heavy-duty	Heavy-duty	Heavy-duty	Compact	Heavy-duty	Heavy-duty
OUTPUT POWER	125W	250W	500W	1000W	1000W	1500W	1500W
OUTPUT SURGE (5 SEC)	450W	1000W	1500W	2000W	2000W	3000W	3000W
AC OUTPUT V	230V	230V	230V	230V	230V	110V	230V
REGULATION	±10%	±10%	±10%	±5%	±10%	±5%	±5%
OUTPUT WAVEFORM	Modified	Modified	Modified	Modified	Modified	Modified	Modified
DC INPUT V	20-33V	20-33V	20-33V	20-33V	22-32.5V	20-33V	20-33V
LOW BATTERY ALARM	21V ± 1.0V	21V ± 1.0V	21V ± 1.0V	21V ± 1.0V	20.4V - 21.6V	21V ± 1.0V	21V ± 1.0V
LOW V SHUTDOWN	20V ± 1.0V	20V ± 1.0V	20V ± 1.0V	20V ± 1.0V	18.4V - 19.6V	20V ± 1.0V	20V ± 1.0V
FREQUENCY ±1%	50Hz	50Hz	50Hz	50Hz	50Hz ± 3Hz	50Hz	50Hz
EFFICIENCY	90%	90%	90%	90%	85% Max	90%	90%
NO-LOAD CURRENT	< 0.25A	< 0.65A	< 0.95A	< 0.3A	< 0.35A	< 0.35A	< 0.30A
OVERTEMP PROTECTION	55°C ± 5°C	55°C ± 5°C	55°C ± 5°C	55°C ± 5°C	60° ± 5°C	55°C ± 5°C	55°C ± 5°C
COOLING FAN	No	Yes	Yes	Yes	Yes	Yes	Yes
OVERLOAD PROTECTION	Yes	Yes	Yes	Yes	Yes	Yes	Yes
SHORT CIRCUIT PROTECTION	Yes	Yes	Yes	Yes	Yes	Yes	Yes
DIMENSIONS (L X W X H)	138 x 240 x 76mm	158 x 240 x 76mm	303 x 240 x 76mm	363 x 240 x 76mm	238 x 165 x 69mm	408 x 240 x 76mm	408 x 240 x 76mm
NET WEIGHT	1.5Kg	1.77Kg	3.16Kg	3.84Kg	1.686Kg	4.6Kg	4.6Kg
APPROVALS	E-Marked	E-Marked	E-Marked	E-Marked	CE Marked, EMC	E-Marked	E-Marked

	0-856-75 (24V)	0-856-77 (24V)	0-856-72 (24V)	0-856-80 (24V)
	Compact	Compact	Heavy-duty	Heavy-duty
OUTPUT POWER	1500W	2000W	2200W	3000W
OUTPUT SURGE (5 SEC)	3000W	4000W	4400W	6000W
AC OUTPUT V	230V	230V	230V	230V
REGULATION	± 10%	± 10%	± 5%	± 5%
OUTPUT WAVEFORM	Modified	Modified	Modified	Modified
DC INPUT V	22-32.5V	22-30V	20-33V	20-33V
LOW BATTERY ALARM	20.4V - 21.6V	20.4V - 21.6V	21V ± 1V	21V ± 1V
LOW V SHUTDOWN	18.4V - 19.6V	18.4V - 19.6V	20V ± 1V	20V ± 1V
FREQUENCY ±1%	50Hz ± 3Hz	50Hz ± 3Hz	50Hz	50Hz
EFFICIENCY	85% Max	85% Max	90%	90%
NO-LOAD CURRENT	< 0.4A	< 0.5A	< 0.7A	< 0.9A
OVERTEMP PROTECTION	60° ± 5°C	60° ± 5°C	55°C ± 5°C	55°C ± 5°C
COOLING FAN	Yes	Yes	Yes	Yes
OVERLOAD PROTECTION	Yes	Yes	Yes	Yes
SHORT CIRCUIT PROTECTION	Yes	Yes	Yes	Yes
DIMENSIONS (L X W X H)	261 x 165 x 69mm	367.6 x 218.4 x 98.5mm	470 x 203 x 116mm	400 x 135 x 148mm
NET WEIGHT	2.133Kg	4.32Kg	4.9Kg	5.9Kg
APPROVALS	CE Marked, EMC	CE Marked, EMC, R10	CE Marked, EMC	CE Marked, EMC

POWER CONVERSION SINE WAVE INVERTERS SPECIFICATIONS

12V SINE WAVE INVERTERS SPECIFICATIONS

	0-857-02 (12V) Heavy-duty	0-857-05 (12V) Heavy-duty	0-857-60 (12V) Compact	0-857-08 (12V) Heavy-duty	0-857-10 (12V) Compact	0-857-15 (12V) Heavy-duty
OUTPUT POWER	250W	500W	600W	800W	1000W	1500W
OUTPUT SURGE (5 SEC)	750W	1500W	1200W	1600W	2000W	3000W
AC OUTPUT V	230V	230V	230V	230V	230V	230V
REGULATION	±3%	±3%	±10%	5%	±10%	±5%
OUTPUT WAVEFORM	Pure sine	Pure sine	Pure sine	Pure sine	Pure sine	Pure sine
DC INPUT V	12-15V	12-15V	11-15.5V	10-16V	11V-15V	10-16.5V
LOW BATTERY ALARM	10.5V ± 0.5V	10.5V ± 0.5V	10.2V - 0.8V	10.5V ± 0.5V	10.5V ± 0.3V	10.5V ± 0.5V
LOW V SHUTDOWN	10V ± 0.5V	10V ± 0.5V	9.2V - 9.8V	10V ± 0.5V	9.5V ± 0.3V	10V ± 0.5V
HIGH V SHUTDOWN	16V ± 0.5V	16V ± 0.5V	16V ± 0.5V	16.0V ± 0.5V	15.5V ± 0.5V	16V ± 0.5V
FREQUENCY ±1%	50Hz	50Hz	50Hz ± 0.5Hz	50Hz	50Hz ± 1Hz	50Hz
EFFICIENCY	85%	85%	85% Max	85%	85% Max	85%
NO-LOAD CURRENT	< 0.8A	< 0.9A	< 0.85A	< 1.3A	≤1A	<1.3A
OVERTEMP PROTECTION	60°C ± 10°C	60°C ± 10°C	60°C ± 5°C	60°C ± 10°C	60°C ± 10°C	60°C ± 10°C
COOLING FAN	Yes	Yes	Yes	Yes	Yes	Yes
OVERLOAD ALARM	> 300W	> 600W	> 690W	> 960W	Yes	> 1500W
OVERLOAD SHUTDOWN	300 ~ 390W	600 ~ 780W	690W ~ 755W	960W ~ 1280W	1100W ~ 1350W	1500W ~ 1700W
RESET	1 ~ 5 sec	1 ~ 5 sec	1 ~ 2 sec	1 ~ 5 sec	1 ~ 5 sec	1 ~ 5 sec
SHORT CIRCUIT PROTECTED	Yes	Yes	Yes	Yes	Yes	Yes
DIMENSIONS (L x W x H)	300 x 170 x 76mm	375 x 170 x 76mm	245 x 201 x 93.9mm	390 x 223 x 103mm	290 x 201 x 92.7mm	420 x 223 x 103mm
NET WEIGHT	2.35Kg	3.12Kg	2.196Kg	6.18Kg	3.93Kg	6.2Kg
APPROVALS	CE EMC	CE EMC R10	CE EMC R10	CE EMC	CE EMC R10.05	CE EMC R10

	0-857-16 (12V) Compact	0-857-20 (12V) Compact	0-857-22 (12V) Heavy-duty	0-857-25 (12V) Compact	0-857-30 (12V) Compact	0-857-31 (12V) Heavy-duty
OUTPUT POWER	1500W	2000W	2200W	2500W	3000W	3000W
OUTPUT SURGE (5 SEC)	3000W	4000W	4400W	5000W	6000W	6000W
AC OUTPUT V	230V	230V	230V	230V	230V	200-240V
REGULATION	±10%	±10%	5%	±10%	±10%	±10%
OUTPUT WAVEFORM	Pure sine	Pure sine	Pure sine	Pure sine	Pure sine	Pure sine
DC INPUT V	11V-15V	11V-15V	10-16V	11V-15V	11V-15V	11-15V
LOW BATTERY ALARM	10.5V ± 0.3V	10.5V ± 0.3V	10.5V ± 0.5V	10.5V ± 0.3V	10.5V ± 0.3V	10-11.5 ± 0.5V
LOW V SHUTDOWN	9.5V ± 0.3V	9.5V ± 0.3V	10V ± 0.5V	9.5V ± 0.3V	9.5V ± 0.3V	9.5-11V ± 0.5V
HIGH V SHUTDOWN	15.5V ± 0.5V	16V ± 0.3V	16V ± 0.5V	16V ± 0.3V	16V ± 0.3V	16.5 ± 0.38V
FREQUENCY	50Hz ± 1Hz	50Hz ± 0.5Hz	50Hz	50Hz ± 0.5Hz	50Hz ± 0.5Hz	50/60Hz
EFFICIENCY	85% Max	85% Max	85%	85% Max	85% Max	90%
NO-LOAD CURRENT	≤1A	≤1A	< 1.5A	≤1.5A	≤1.5A	< 3.0A
OVERTEMP PROTECTION	60°C ± 10°C	60°C ± 10°C	60°C ± 10°C	60°C ± 10°C	60°C ± 10°C	60°C ± 10°C
COOLING FAN	Yes	Yes	Yes	Yes	Yes	Yes
OVERLOAD ALARM	Yes	Yes	> 2640W	Yes	Yes	Yes
OVERLOAD SHUTDOWN	1550W ~ 1700W	2050W ~ 2100W	2640W ~ 3540W	2550W ~ 2600W	3050W ~ 3100W	3300W+
RESET	1 ~ 5 sec	1 ~ 5 sec	1 ~ 5 sec	1 ~ 5 sec	1 ~ 5 sec	1 sec
SHORT CIRCUIT PROTECTED	Yes	Yes	Yes	Yes	Yes	Yes
DIMENSIONS (L x W x H)	325.8 x 201 x 92.7mm	495 x 270 x 139mm	480 x 289 x 100mm	495 x 270 x 139mm	495 x 270 x 139mm	600 x 247 x 100mm
NET WEIGHT	4.08Kg	9.70Kg	9.41Kg	10.57Kg	10.55Kg	10.0kg
APPROVALS	CE EMC R10.05	CE EMC R10.05	CE EMC	CE EMC R10.05	CE EMC R10.05	CE EMC R10.06

POWER CONVERSION SINE WAVE INVERTERS SPECIFICATIONS

24V SINE WAVE INVERTERS SPECIFICATIONS

	0-857-51 (24V)	0-857-52 (24V)	0-857-58 (24V)	0-857-65 (24V)	0-857-66 (24V)	0-857-72 (24V)	0-857-75 (24V)
	Heavy-duty	Heavy-duty	Heavy-duty	Heavy-duty	Compact	Heavy-duty	Compact
OUTPUT POWER	125W	250W	800W	1500W	1500W	2200W	2500W
OUTPUT SURGE (5 SEC)	375W	750W	1600W	3000W	3000W	4400W	5000W
AC OUTPUT V	230V	230V	230V	230V	230V	230V	230V
REGULATION	±3%	±3%	5%	±5%	±10%	5%	±10%
OUTPUT WAVEFORM	Pure sine	Pure sine	Pure sine	Pure sine	Pure sine	Pure sine	Pure sine
DC INPUT V	20-33V	20-33V	20-33V	20-33V	22-30V	20-33V	22V-30V
LOW BATTERY ALARM	20.5V ± 1.0V	21V ± 1V	21V ± 1V	21V ± 1V	21V ± 0.4V	21V ± 1V	21V ± 0.4V
LOW V SHUTDOWN	20V ± 1.0V	20V ± 1V	20V ± 1V	20V ± 1V	19V ± 0.4V	20V ± 1V	19V ± 0.4V
HIGH V SHUTDOWN	32.V ± 1.0V	32V ± 1V	32V ± 1V	32V ± 1V	32V ± 0.4V	32V ± 1V	32V ± 0.4V
FREQUENCY ±1%	50Hz	50Hz	50Hz	50Hz	50Hz	50Hz	50Hz
EFFICIENCY	85%	85%	85%	85%	85%	85%	85%
NO-LOAD CURRENT	< 0.5A	< 0.6A	< 0.7A	0.7A	0.7A	< 1.0A	< 1.0A
OVERTEMP PROTECTION	60°C ± 10°C	60°C ± 10°C	60°C ± 10°C	60°C ± 10°C	60°C ± 10°C	60°C ± 10°C	60°C ± 10°C
COOLING FAN	No	Yes	Yes	Yes	Yes	Yes	Yes
OVERLOAD ALARM	> 150W	> 300W	> 960W	> 1500W	> 1500W	> 2640W	> 2500W
OVERLOAD SHUTDOWN	150 ~ 195W	300 ~ 390W	960W ~ 1280W	1500W ~ 1700W	1500W ~ 1800W	2640W ~ 3540W	2660W ~ 2850W
RESET	1 ~ 5 sec	1 ~ 5 sec	1 ~ 5 sec	1 ~ 5 sec	1 ~ 5 sec	1 ~ 5 sec	1 ~ 5 sec
SHORT CIRCUIT PROTECTED	Yes	Yes	Yes	Yes	Yes	Yes	Yes
DIMENSIONS (L X W X H)	230 x 170 x 76mm	300 x 170 x 76mm	390 x 223 x 103mm	420 x 223 x 103mm	374 x 210 x 101mm	480 x 289 x 100mm	495 x 270 x 139mm
NET WEIGHT	1.91Kg	2.35Kg	6.18Kg	6.2Kg	4.5Kg	9.4Kg	10.6Kg
APPROVALS	CE EMC	CE EMC	CE EMC	CE EMC R10	E-Marked EMC R10.06	CE EMC	E-Marked EMC R10.06

	0-857-77 (24V)
	Heavy-duty
OUTPUT POWER	2700W
OUTPUT SURGE (5 SEC)	5400W
AC OUTPUT V	230V
REGULATION	5%
OUTPUT WAVEFORM	Pure sine
DC INPUT V	20-33V
LOW BATTERY ALARM	21V ± 1V
LOW V SHUTDOWN	20V ± 1V
HIGH V SHUTDOWN	32V ± 1V
FREQUENCY ±1%	50Hz
EFFICIENCY	85%
NO-LOAD CURRENT	< 1.5A
OVERTEMP PROTECTION	60°C ± 10°C
COOLING FAN	Yes
OVERLOAD ALARM	> 3240W
OVERLOAD SHUTDOWN	3240W ~ 4320W
RESET	1 ~ 5 sec
SHORT CIRCUIT PROTECTED	Yes
DIMENSIONS (L X W X H)	540 x 289 x 100mm
NET WEIGHT	10.4Kg
APPROVALS	CE EMC

VOLTAGE CONVERTERS

24V TO 12V

A range of 24V to 12V voltage converters featuring silicon encapsulated components in a proven design, for reliability and low quiescent current. Type approved to 72/245/EEC as amended by 95/54/EEC, e11.

1.5A CONTINUOUS, 2A INTERMITTENT LOAD



- For radio
- Linear construction

PART NO.	DESCRIPTION	QTY
0-578-00	Non-isolated return switch mode	1

5A CONTINUOUS, 7A INTERMITTENT LOAD



- For radios & phones

PART NO.	DESCRIPTION	QTY
0-578-05	Isolated return switch mode	1
0-578-55	40mA output Isolated return switch mode	1

10A CONTINUOUS, 15A INTERMITTENT LOAD



- For most applications including heavy-duty communications

PART NO.	DESCRIPTION	QTY
0-578-10	Isolated return switch mode	1

22A CONTINUOUS, 28A INTERMITTENT LOAD



- For most applications including heavy-duty communications

PART NO.	DESCRIPTION	QTY
0-578-22	Isolated return switch mode	1

12V TO 24V

12V to 24V voltage converter featuring silicon encapsulated components in a proven design, for reliability and low quiescent current. Type approved to 72/245/EEC as amended by 95/54/EEC.

10A CONTINUOUS, 15A INTERMITTENT



- Quiescent current consumption 190mA
- L 150 x W 85 x H 38mm

PART NO.	DESCRIPTION	QTY
0-578-20	Non-isolated return switch mode	1

POWER CONVERSION VOLTAGE CONVERTERS 12V TO 24V & 24V TO 12V

24V TO 12V

A range of 24 to 12V voltage converters of a reliable established design, featuring the latest technology to give high conversion efficiency, typically greater than 85%, low quiescent current, and excellent reliability. Installed with a single, clip-on bracket. CE, EMC, e11, e13 and ISO approved for automotive applications.

3A CONTINUOUS, 6A INTERMITTENT LOAD

- For radios, CD players and mobile telephones



PART NO.	DESCRIPTION	QTY
0-578-03	Non-isolated return switch mode	1

6A CONTINUOUS, 10A INTERMITTENT LOAD

- For radio, CD players and mobile telephones



PART NO.	DESCRIPTION	QTY
0-578-06	Non-isolated return switch mode	1

12A CONTINUOUS, 18A INTERMITTENT LOAD

- Switch mode non-isolated return
- For multiple applications or some high power audio systems



PART NO.	DESCRIPTION	QTY
0-578-12	Non-isolated return switch mode	1

18A CONTINUOUS, 21A INTERMITTENT LOAD



- For multiple applications or high power audio systems

PART NO.	DESCRIPTION	QTY
0-578-18	Non-isolated return switch mode	1

24A CONTINUOUS, 30A INTERMITTENT LOAD



- For high power audio systems and high frequency radio transmission
- Meeting Petroleum Institute recommendations

PART NO.	DESCRIPTION	QTY
0-578-24	Non-isolated return switch mode	1
0-578-74	Isolated return version switch mode	1



@ WWW.DURITE.CO.UK

+44 (0) 1255 555 200

✉ SALES@DURITE.CO.UK

VOLTAGE CONVERTERS SPECIFICATIONS

	MODEL 0-578-XX	00	05	55	10	22	20	03	06	12	18	24	74
TYPE	LINEAR, NON-ISOLATED RETURN	•											
	SWITCH MODE, ISOLATED RETURN		•	•	•	•							•
	SWITCH MODE, NON-ISOLATED RETURN						•	•	•	•	•	•	
LOAD	CONTINUOUS A	1.5	5	5	10	22	10	3	6	12	18	24	24
	INTERMITTENT A	2	7	7	15	28	15	6	10	18	21	30	30
QUIESCENT CURRENT MILLI-AMPS		6	100	350	100	120	110	15	15	15	15	15	15
INPUT VOLTAGE VDC		20-32					10 -15	20-32					
OUTPUT VOLTAGE VDC		½ THE INPUT VOLTAGE					24V ±5%	13.6 VDC +15% -20% REGULATED					
EMC		TYPE APPROVED TO 72/245/EEC AS AMENDED IN 95/94/EC, e11					CE, e11, e13, 2006/96/EC, 2004/108/EC, 93/68/EEC, VIDG5 AES						
PROTECTION	OVERCURRENT	•	•	•	•	•	•	•	•	•	•	•	•
	OVERHEAT	•	•	•	•	•	•	•	•	•	•	•	•
	OVERVOLTAGE							•	•	•	•	•	•
	TRANSIENTS	•	•	•	•	•	•	•	•	•	•	•	•
	REVERSE CONNECTION							•	•	•	•	•	•
DIMENSIONS	LENGTH (MM)	85	95	95	150	180	150	68	88	126	166	166	218
	WIDTH (MM)	100	85	85	85	123	85	87	87	87	87	87	87
	HEIGHT (MM)	30	46	46	46	46	38	50	50	50	50	50	50
	WEIGHT (G)	220	465	465	726	1240	520	205	260	410	600	600	600




**SIGN UP TO DURITE'S E-NEWS FOR THE LATEST PRODUCT,
INDUSTRY & REGULATORY NEWS. WWW.DURITE.CO.UK**



06

EQUIPMENT & ACCESSORIES



**VAST RANGE OF
ACCESSORIES
COVERING 12V AND
24V APPLICATIONS.**

SPLIT CHARGING.....	228
POWER PLUGS & SOCKETS.....	232
TRAILER PLUGS.....	235
GAUGES	240
RETRACTABLE CABLES.....	245
WIPER BLADES & EQUIPMENT.....	248
HORNS.....	253
AERIALS.....	256
FANS	256
SPEAKERS	257
OIL & FUEL PUMPS.....	257

SPLIT CHARGING VOLTAGE SENSITIVE RELAYS

VOLTAGE SENSITIVE RELAY

PROGRAMMABLE, 12V, 200A

“ 200A smart relay. ”



12V, 200A



Suitable for split charging



9 programmes



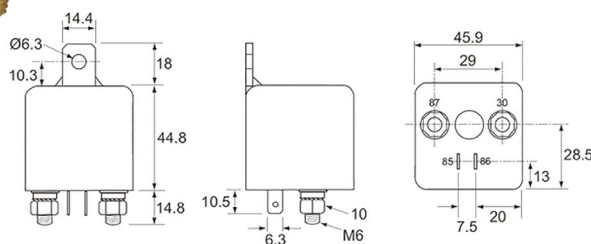
LED programme indication



12V

SMART CAPABILITIES NOW ALLOW FOR USE WITH THE LATEST RANGE OF VEHICLES FITTED WITH SMART ALTERNATORS AND REGENERATIVE BRAKING SYSTEMS

- 12V, 200A capacity
- Microprocessor control with 9 available programmes
- Manual override function
- Suitable for split charging or battery saving duties
- L 45.9 x W 45.9 x H 77.6mm



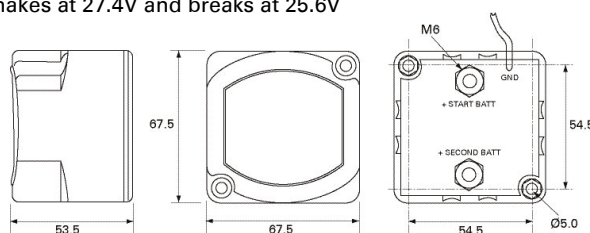
PART NO.	DESCRIPTION	QTY
0-727-43	12V	1

VOLTAGE SENSITIVE RELAY, 140A WITH RED LED INDICATOR



The Durite Voltage Sensitive relay allows split charging of second battery bank without discharging the primary/start battery. They are available in both 12V and 24V.

- 12V sensitive relay. Relay makes at 13.3V and breaks at 12.65V
- 24V sensitive relay. Relay makes at 27.4V and breaks at 25.6V
- L 68 x W 54 x H 68mm
- CE approved



PART NO.	DESCRIPTION	QTY
0-727-33	12V	1
0-727-83	24V	1

Additional information:

A 5 second delay operates when the voltage falls below the cut-out voltage to prevent nuisance cut-out due to high intermittent loads on the battery. Supplied with self tapping screws and ring crimp terminal for ground lead.

ELECTRONIC SPLIT CHARGERS

“
Designed to work
with stop-start
technology.
”

UNIVERSAL SPLIT CHARGER

12VDC TO 12VDC 30A



30A



3 stage micro
processor



Compatible

USING INTELLIGENT SOFTWARE TO CONTROL THE MICROPROCESSOR, THE DURITE UNIVERSAL SPLIT CHARGER AUTOMATICALLY CONTROLS THE CHARGING OF A SECONDARY OR AUXILIARY BATTERY.

- Monitor the voltage and ensure the battery is charged in the most efficient manner once the main battery is fully charged
- Designed to be compatible with EURO6 vehicles and all those fitted with smart alternators
- Supplied with 500mm flying leads
- CE, EMC R10



12VDC to 12VDC

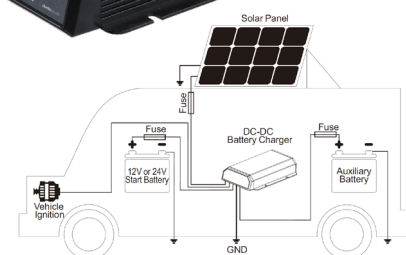
PART NO.	DESCRIPTION	QTY
0-852-62	12VDC to 12VDC 30A split charger	1

40A DC TO DC BATTERY CHARGER

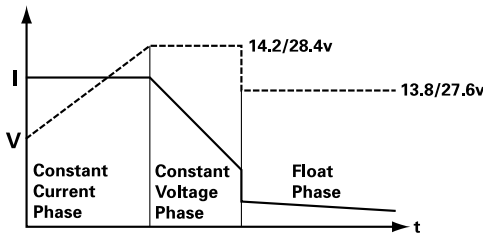
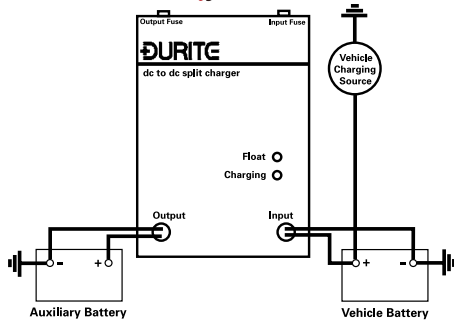
The Durite DC to DC battery charger has excellent efficiency, is compact & robust. Workable for both 12V and 24V alternators. Suits 12V lead acid batteries and 12V LiFePO4 batteries. Supports solar panel input and has maximum power point tracking (MPPT); allowing solar panels to work at the maximum power point.

- 40A
- Dual input Solar, STD, AGM, GEL, CAL and LiFePo4
- Protected to IP66
- Over heat, over voltage, under voltage, reverse polarity protection
- Smart alternator compatible
- E-Marked R10 EMC, UKCA, CE approved
- L 188 x W 127 x H 39mm

PART NO.	DESCRIPTION	QTY
0-852-30	DC to DC battery charger	1



ELECTRONIC SPLIT CHARGER



The Durite electronic split charger uses the latest technology to produce a split charging capability that allows an auxiliary battery system to be independently charged from a vehicle system.

- Microprocessor controlled
- Automatic 3 stage charging: Constant current, constant voltage and float
- Charge status LED indication
- Reverse polarity protection
- Short circuit protection
- Auto cut in and drop out
- Isolates different voltage systems
- Output controlled to maximum current
- Can be permanently connected
- Will not discharge the vehicles batteries

✂ For Euro 6 vehicles see part no. 0-852-62.

PART NO.	DESCRIPTION	QTY
0-852-50	24VDC to 12VDC 20A split charger	1
0-852-51	12VDC to 24VDC 10A split charger. Will not charge the 24V battery until the 12V batteries are charged or being charged	1
0-852-52	12VDC to 12VDC 20A split charger	1
0-852-53	24VDC to 24VDC 10A split charger	1

BATTERY ISOLATORS

VOLTAGE SENSITIVE BATTERY ISOLATOR RELAY, 12V 150A WITH LED INDICATORS



Voltage sensitive battery isolator relay, with LED indicators. Automatically disconnects non essential loads from the battery to prevent start battery being discharged, can be manually overridden.

- 12V 150A Relay makes at 12.8V and breaks at 11.0V
- Cut-in/out delay - 10 seconds
- 2 x M6 bolts
- L 72 x W 72 x H 36mm
- CE approved

PART NO.	DESCRIPTION	QTY
0-727-35	12V 150A voltage sensitive battery isolator relay	1

EQUIPMENT & ACCESSORIES SPLIT CHARGING BATTERY ISOLATORS

12/24V, SOLID STATE BATTERY GUARD



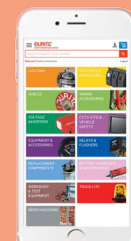
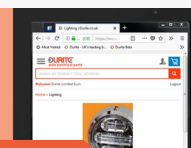
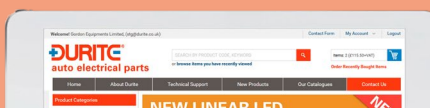
12/24V, solid state battery guard, monitors the battery voltage and disconnect load when the battery voltage reaches a pre-determined level. The voltage level at which the device operates to disconnect or reconnect the load to the battery can be set to one of 10 different programmes by the installer using a simple bridge and integral LED indicator. The unit also has an alarm circuit to power an audio and/or visual indicator to warn of imminent disconnect, allowing the operator 50 secs to rectify the situation before disconnecting. A 10 second delay is built in prior to an alarm, to prevent spurious warnings. The alarm circuit is limited to 500mA maximum, if a higher current is required a relay with a diode must be used, 0-727-14 for 12V and 0-727-26 for 24V.

- Quiescent current is below 10mA for all versions
- Appropriate terminals and insulating covers are provided with each unit
- Protected to IP65
- ECE and CE approved

Pre-programmed voltage settings:

12V		24V	
DISCONNECT	CONNECT	DISCONNECT	CONNECT
10.5V	12.0V	21.0V	24.0V
10.0V	11.5V	20.0V	23.0V
9.5V	11.5V	19.0V	23.0V
11.0V	13.5V	22.5V	26.5V
11.5V	13.5V	23.0V	27.5V
10.5V	12.5V	21.0V	25.0V
11.5V	12.5V	23.0V	25.5V
11.0V	12.5V	23.5V	25.5V
12.0V	13.0V	24.0V	26.0V
10.0V	13.0V	20.0V	26.5V

PART NO.	DESCRIPTION	QTY
0-852-02	20A in-line version, L 155 x W 30 x H 15mm	1
0-852-04	40A version, with provision for external on/off switch L 76 x W 78 x H 33mm	1
0-852-10	100A version with provision for external on/off switch and override switch L 124 x W 97 x H 51mm	1
0-852-20	200A version, with provision for external on/off switch L 127 x w 97 x h 51mm	1



FOR MORE INFO, VISIT WWW.DURITE.CO.UK OR CONTACT INFO@DURITE.CO.UK

PLUGS & SOCKETS

POWER PLUGS

USB & TYPE C PORT



- 12/24V
- USB QC 3.0, 5V-3A
- USB type C 5V, 3.1A

PART NO.	QTY
0-601-14	1

USB PORT & DOUBLE ADAPTOR



- 12V
- 4 LED supply voltage indication
- Internal 10A fuse

PART NO.	QTY
0-601-92	1

12V PLUG - DOUBLE ADAPTOR



- Plug supplying a double socket
- 10A maximum at 12V

PART NO.	QTY
0-601-90	1

DIN PLUG/ANGLED DIN PLUG



- 16A maximum



PART NO.	DESCRIPTION	QTY
0-601-26	DIN plug	1
0-601-27	Angled DIN plug	1

PLUG WITH GREEN LED INDICATOR



- Fits most cigarette lighter sockets with red adapter, or DIN socket with the red adapter removed
- Internal 8A fuse

PART NO.	QTY
0-601-16	1

DURITE

NEW

NEW INVERTER WITH POWER PLUG

See page 216.

RETRACTABLE CABLE - 1 PLUG



- Rated at 5A, 12V for continuous use
- 2.45m

PART NO.	QTY
0-601-50	1

RETRACTABLE CABLE - PLUG & SOCKET



- Rated at 5A, 12V for continuous use
- 2.45m

PART NO.	QTY
0-601-55	1

EQUIPMENT & ACCESSORIES CIGARETTE LIGHTERS POWER SOCKETS & ACCESSORIES

POWER SOCKETS

VOLTMETER ILLUMINATED, 28MM

- Voltmeter
- LCD Display
- Fits 28mm panel socket



PART NO.	DESCRIPTION	QTY
0-534-10	Single 6-30V	1
0-534-05	Dual 12/24/48V	1

USB PORT FOR PANEL MOUNT

- 12/24V
- Voltmeter
- 3.0 USB
- 1x 3.0A QC port and 1x C type charge port
- Black ABS plastic
- For 29.2mm diameter panel hole



PART NO.	QTY
0-534-15	1

USB PORT SOCKET 12/24V

- Two USB ports, output 5V 3.1ADC total
- Black ABS plastic
- For 28mm diameter panel hole



PART NO.	QTY
0-601-08	1

USB PORT SOCKET

- 12/24V
- 3.1A 5V USB socket
- Black ABS plastic
- 2 x 6.3mm male blade terminals



Compatible with LED Modular Rocker Switches on page 130.

PART NO.	QTY
0-790-00	1

DUAL USB PORT

- 12/24V
- Two USB ports 2.1A 5V
- Black ABS plastic
- For 29.2mm diameter panel hole



NEW

PART NO.	QTY
0-601-15	1

12V POWER SOCKET

- 36.5mm diameter
- For 28mm diameter panel hole



PART NO.	QTY
0-601-07	1

20A POWER SOCKET

- For 28mm panel hole
- 20A maximum



PART NO.	QTY
0-601-01	1

POWER SOCKET WITH BRACKET

- Power socket with cover and bracket
- 100mm flying leads
- 15A maximum



PART NO.	QTY
0-601-11	1

10A POWER SOCKET

- Power socket with cover
- For 28mm panel hole
- 100mm flying leads
- 10A maximum



PART NO.	QTY
0-601-03	1

12V CIGARETTE SOCKET

- For 28mm diameter panel hole
- 36.6mm diameter
- Black cover



PART NO.	QTY
0-601-09	1

DIN SOCKET

- For 18mm diameter panel hole
- 16A maximum
- ISO 4165



PART NO.	DESCRIPTION	QTY
0-601-19	Din Socket	1
0-601-29	Spring Loaded Cap	1



EQUIPMENT & ACCESSORIES PLUGS & SOCKETS POWER SOCKETS & ACCESSORIES

THREE DIN SOCKET PANEL



Three DIN sockets on a panel for dashboard installation into a panel hole 70 x 20mm.

- Supplied with fixing screws
- 16A maximum
- ISO 4165

PART NO.	QTY
0-601-54	1

SURFACE MOUNTING DIN SOCKET



- Supplied with two fixing screws
- 16A maximum
- ISO 4165

PART NO.	QTY
0-601-69	1

ACCESSORIES

RETRACTABLE CABLE



- 2.45 metres working length
- 2 x 24/0.20mm
- PVC insulated
- Sheathed in black polyethylene
- Rated at 6A, 12V for continuous use

PART NO.	QTY
0-601-06	1

ACCESSORY POWER SOCKET



- Accessory power socket with cigarette lighter socket
- 250mm cable and crocodile clips
- Rated at 5A at 12V for continuous use

PART NO.	QTY
0-601-91	1

WE'RE ON SOCIAL MEDIA FOLLOW US @DURITELIMITED

FRONT PANEL, 28MM HOLE



For fitments of 28mm diameter sockets. Panel is placed on top of the socket.

PART NO.	DESCRIPTION	QTY
0-601-51	1-hole panel	1
0-601-57	2-hole panel	1


REAR PANEL, 28MM HOLE



For fitments of 28mm diameter sockets. Panel is placed behind the socket.

PART NO.	DESCRIPTION	QTY
0-601-52	1-hole panel	1
0-601-58	2-hole panel	1

MOUNTING HOUSING, 28MM



For fitments of 28mm diameter sockets.

PART NO.	DESCRIPTION	QTY
0-601-61	1-hole panel	1
0-601-62	2-hole panel	1



SIGN UP TO DURITE'S E-NEWS FOR THE LATEST PRODUCT, INDUSTRY & REGULATORY NEWS. WWW.DURITE.CO.UK



TRAILER PLUGS

12V PLUGS AND SOCKETS

ISO1724 7-PIN PLUGS & SOCKETS (12N)

N type connector:

Regular connector which supplies all trailer & caravan road lighting from 12V towing vehicle (excluding reverse).

- Complies with ISO1724
- Lighting connections between traction vehicle and trailer

Socket



Plug



METAL		
PART NO.	DESCRIPTION	QTY
0-692-16	7-pin plug	5
5-692-16	7-pin plug	1
0-692-19	Socket with cover	5
5-692-19	Socket with cover	1
0-692-09	Socket with fog lamp cut out	5
5-692-09	Socket with fog lamp cut out	1

PLASTIC		
PART NO.	DESCRIPTION	QTY
0-693-16	7-pin plug	5
5-693-16	7-pin plug	1
0-693-19	Socket with cover	5
5-693-19	Socket with cover	1
0-693-09	Socket with fog lamp cut out	5
5-693-09	Socket with fog lamp cut out	1
0-693-90	Trailing socket	1

ISO3732 7-PIN PLUGS & SOCKETS (12S)

S type connector:

Auxiliary connector which supplies all trailer & caravan power to 12V appliances (fridges, interior lights & charging systems) from towing vehicle.

- Complies with ISO3732
- Electrical connections between traction vehicle and trailer

Metal



METAL		
PART NO.	DESCRIPTION	QTY
0-692-66	7-pin plug	5
5-692-66	7-pin plug	1

PLASTIC		
PART NO.	DESCRIPTION	QTY
0-693-66	7-pin plug	5
0-693-69	Socket with cover	5
5-693-69	Socket with cover	1

Plastic



3-PIN PLUG & SOCKET



- Complies with DIN 9680
- Suitable for use on agricultural vehicles

PART NO.	DESCRIPTION	QTY
0-365-16	Non-reversible plug	1
0-365-19	Non-reversible socket	1

ISO11446 13-PIN PLUGS & SOCKETS

Road lights & auxiliary connector which supplies all power to 12V caravan (charging batteries and road lights).

- Lighting & auxiliary connections between traction vehicle and caravan
- Splash protected to ISO4091
- Complies with ISO11446

PART NO.	DESCRIPTION	QTY
0-695-16	13-pin plug	1
0-695-19	Socket with cover	1
0-695-09	Socket with fog lamp cut out	1
0-695-90	Trailing Socket	1



EQUIPMENT & ACCESSORIES TRAILER PLUGS 12V & 24V PLUGS & SOCKETS

13-PIN ADAPTORS

7-pin socket (12N) to 13-pin plug.

- Splash protected to ISO4091



PART NO.	QTY
0-695-66	1

13-pin socket to 7-pin plug (12N).



PART NO.	QTY
0-695-69	1

13-pin plug to 2 x 7-pin sockets (12N + 12S), 400mm cable.



PART NO.	QTY
0-695-67	1

24V PLUGS AND SOCKETS

ISO1185 7-PIN PLUGS & SOCKETS (24N)

N type connector:

Regular connector which supplies all trailer road lighting from 24V towing vehicle (excluding reverse).

- Complies with ISO1185
- Lighting connections between traction vehicle and trailer



Clang Metal

PART NO.	DESCRIPTION	QTY
0-477-16	Plug with cover	1
0-477-19	Socket	1



Alloy

PART NO.	DESCRIPTION	QTY
0-477-86	Plug with cover	1
0-477-89	Socket	1



Plastic

PART NO.	DESCRIPTION	QTY
0-477-26	Plug with cover	1
0-477-29	Socket	1

ISO3731 7-PIN PLUGS & SOCKETS (24S)

S type connector:

Auxiliary connector which supplies all 24V trailer power to appliances & charging systems from towing vehicle.

- Complies with ISO3731
- Electrical connections between traction vehicle and trailer



Clang Metal

PART NO.	DESCRIPTION	QTY
0-477-66	Plug with cover	1
0-477-69	Socket	1



Alloy

PART NO.	DESCRIPTION	QTY
0-477-96	Plug with cover	1
0-477-99	Socket	1



Plastic

PART NO.	DESCRIPTION	QTY
0-477-76	Plug with cover	1
0-477-79	Socket	1

SINGLE PIN 24V PLUGS & SOCKETS

Clang single pin plugs and sockets.

Rated at 300A continuous for 3 hours or 400A intermittently. Passivated zinc alloy case, silver plated pins and socket tubes.



PART NO.	DESCRIPTION	QTY
0-477-39	Single pin socket	1



PART NO.	DESCRIPTION	QTY
0-477-36	Single pin plug	1



PART NO.	DESCRIPTION	QTY
0-477-56	Single pin plug	1



PART NO.	DESCRIPTION	QTY
0-477-59	Single pin socket	1


EQUIPMENT & ACCESSORIES TRAILER PLUGS 24V PLUGS & SOCKETS

3-PIN 24V PLUGS AND SOCKETS

Clang three pin heavy-duty plug and sockets.

Passivated zinc alloy case, brass pins and socket tubes. Rated at 25A continuous and 45A intermittently.


PART NO.	DESCRIPTION	QTY
0-477-49	3-pin socket	1
0-477-46	3-pin plug	1



Clang three pin plug and sockets.

Nickel plated brass case, self colour pins and socket tubes. Rated at 5A continuous.

PART NO.	DESCRIPTION	QTY
0-473-19	3-pin socket	1
0-473-16	3-pin plug	1




5-PIN & 7-PIN 24V ABS AND EBS

Five or seven pin plugs and sockets for ABS and EBS systems.

Thermoplastic body, nickel plated brass pins and socket tubes with screw terminals and stainless steel locking clamp. ABS to ISO7638.

PART NO.	DESCRIPTION	QTY
0-478-19	5-pin socket	1
0-478-29	7-pin socket	1
0-478-16	5-pin plug	1
0-478-26	7-pin plug	1




10-PIN 24V PLUGS AND SOCKETS

Clang plugs and sockets for 24V trailers.

Passivated zinc alloy case, nickel plated brass pins and socket tubes.

PART NO.	DESCRIPTION	QTY
0-480-19	10-pin socket	1
0-480-16	10-pin plug	1



15-PIN 24V PLUGS AND SOCKETS

Fifteen pin plugs and sockets for 24V trailers.

Thermoplastic body, nickel plated brass pins and socket tubes with screw terminals and stainless steel locking clamp to ISO12098.

PART NO.	DESCRIPTION	QTY
0-479-19	15-pin socket	1
0-479-16	15-pin plug	1



24V TO 12V ADAPTERS

Lighting adaptor.

- Input 24V 7-pin plug (24N), Output 12V
- Max load 60W

PART NO.	DESCRIPTION	QTY
0-477-07	7-pin (12N) socket output	1
0-477-13	13-pin socket output	1



EQUIPMENT & ACCESSORIES TRAILER PLUGS

UNIVERSAL PLUGS AND SOCKETS

IP68 HEAVY-DUTY WATERPROOF PLUGS & SOCKETS 32A

Plug



Trailing socket



Surface mount socket



Connectors for cables between 7 and 15mm diameter. Polyamide bodies with nickel plated brass contacts for cables between 7 and 15mm diameter.

- Screw terminals
- Rated at 32A at 600V AC or DC
- Supplied with cap

PLUG		
PART NO.	DESCRIPTION	QTY
0-462-26	2-pin	1
0-463-26	3-pin	1
0-464-26	4-pin	1
0-465-26	7-pin, 430V AC or DC	1

TRAILING SOCKET		
PART NO.	DESCRIPTION	QTY
0-462-29	2-pin	1
0-463-29	3-pin	1
0-464-29	4-pin	1
0-465-29	7-pin, 430V AC or DC	1

SURFACE MOUNT SOCKET		
PART NO.	DESCRIPTION	QTY
0-462-79	2-pin	1
0-463-79	3-pin	1
0-464-79	4-pin	1
0-465-79	7-pin, 430V AC or DC	1

IP68 WATERPROOF PLUGS & SOCKETS 10A

Plug



Trailing socket



Surface mount socket



Connectors for cables between 6 and 8mm diameter. Glass filled polyamide bodies with nickel plated brass contacts for cables between 6 and 8mm diameter.

- Screw terminals

- Rated at 10A at 250V AC or DC for 2 and 3-pin products, 6A for 4-pin products and 3A for 7-pin products
- Supplied with covers (which doubles as an assembly tool)

PLUG		
PART NO.	DESCRIPTION	QTY
0-462-16	2-pin	1
0-463-16	3-pin	1
0-464-16	4-pin	1
0-465-16	7-pin	1

TRAILING SOCKET		
PART NO.	DESCRIPTION	QTY
0-462-19	2-pin	1
0-463-19	3-pin	1
0-464-19	4-pin	1
0-465-19	7-pin	1

SURFACE MOUNT SOCKET		
PART NO.	DESCRIPTION	QTY
0-462-69	2-pin	1
0-463-69	3-pin	1
0-464-69	4-pin	1
0-465-69	7-pin	1



Durite offers an extensive range of Equipment & Accessories. These include gauges, lighter, DIN, 12V and 24V plugs & sockets, windscreen wiper equipment, fans and horns.

ACCESSORIES

BRACKET ASSEMBLIES



Trailer socket bracket with 12V 7-pin socket and 1 metre of 7 core cable.

PART NO.	DESCRIPTION	QTY
0-289-00	Metal socket	1
0-289-01	Plastic socket	1



Trailer socket bracket with 12V 13-pin plastic socket and 1 metre of 13 core cable.

PART NO.	QTY
0-289-53	1



Nuts and bolts for trailer sockets. 2BA x 1.25" round head machine screws and nuts.

PART NO.	QTY
0-590-00	50

TRAILER SOCKET BRACKETS



16swg galvanised mild steel.

PART NO.	DESCRIPTION	QTY
0-521-00	7-pin single	1
0-521-03	13-pin single	1

ACCESSORIES FOR 12V RANGE

Caravan socket gasket for 7-pin sockets.

PART NO.	DESCRIPTION	QTY
0-693-99	Caravan 7-pin socket gasket	10
5-693-99	Single unit, as above	1



Caravan socket gasket for 13-pin sockets. For use with 0-692-09, 0-692-19, 0-695-09, 0-695-16 & 0-695-19.

PART NO.	QTY
0-693-98	10



ACCESSORIES FOR 24V RANGE

PART NO.	DESCRIPTION	QTY
0-525-03	Cover for the rear of the Clang range of metal plugs	10
0-477-03	Cover for the rear of the plastic 24V plugs	10
0-474-00	Parking bracket for trailing plugs or sockets. Passivated steel	1



CABLE JOINER



- 3-pin cable joiner
- 16A

PART NO.	QTY
0-463-00	1

GAUGES

RANGE 1 - SPORTS / PREMIUM

A range of illuminated 52mm electrical dashboard gauges. Matt black bezels and white figures. Bridge type fitting.

BATTERY CONDITION VOLTMETER, 90° SWEEP DIAL



PART NO.	DESCRIPTION	QTY
0-523-22	12V voltmeter	1
0-523-72	24V voltmeter, scale 18 - 32V	1

AMMETER, 90° SWEEP DIAL



PART NO.	DESCRIPTION	QTY
0-523-01	30-0-30A ammeter	1
0-523-51	60-0-60A ammeter	1

WATER TEMPERATURE GAUGE, 90° SWEEP DIAL



- Supplied with 1/8" NPTF sender

PART NO.	DESCRIPTION	QTY
0-523-23	12V gauge	1
0-523-73	24V gauge	1
0-523-93	Replacement sender	1

OIL TEMPERATURE GAUGE, 90° SWEEP DIAL



- Supplied with 1/8" NPTF sender

PART NO.	DESCRIPTION	QTY
0-523-15	12V gauge	1
0-523-65	24V gauge	1

REPLACEMENT ILLUMINATION LAMP

Replacement 12V and 24V illumination lamp for: 0-523-22, 0-523-23, 0-523-15, 0-523-16, 0-523-06, 0-523-72, 0-523-73, 0-523-65 and 0-523-66.

PART NO.	DESCRIPTION	QTY
0-523-92	Replacement 24V illumination lamp	1
0-523-91	Replacement 12V illumination lamp	1

OIL PRESSURE GAUGE, 90° SWEEP DIAL



- Supplied with 1/8" NPTF sender

PART NO.	DESCRIPTION	QTY
0-523-17	12V gauge	1
0-523-67	24V gauge	1
0-523-89	Replacement sender	1

FUEL GAUGE, 90° SWEEP DIAL



- Supplied with adjustable sender

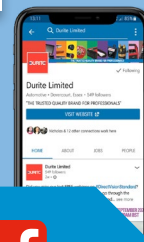
PART NO.	DESCRIPTION	QTY
0-523-06	12V gauge	1
0-523-56	24V gauge	1
0-523-96	Replacement sender	1

12/24V QUARTZ CLOCK



- Illuminated 52mm electrical dashboard gauge
- Bridge type fitting

PART NO.	DESCRIPTION	QTY
0-523-03	12/24V gauge	1



WE'RE ON SOCIAL MEDIA
FOLLOW US
@DURITELIMITED

EQUIPMENT & ACCESSORIES GAUGES

RANGE 2 - INDUSTRIAL / TRADITIONAL

A range of mechanical dashboard gauges for 52mm panel holes. Matt black bezels and white figures on an illuminated matt black background. Bridge type fitting. Supplied with 12 and 24V bulbs.

OIL PRESSURE GAUGE, 270° SWEEP DIAL



- Supplied with 1/8" NPTF union and 12' copper capillary

PART NO.	DESCRIPTION	QTY
0-533-16	Oil pressure gauge	1
0-533-98	12' capillary kit	1

AIR PRESSURE GAUGE, 270° SWEEP DIAL



- Supplied with 1/8" NPTF union and 12' copper capillary

PART NO.	DESCRIPTION	QTY
0-533-01	Air pressure gauge	1
0-533-98	12' capillary kit	1

OIL TEMPERATURE GAUGE, 270° SWEEP DIAL



- Supplied with 5/8" UNF union and 12' capillary

PART NO.	DESCRIPTION	QTY
0-533-15	Oil temperature gauge	1

WATER TEMPERATURE GAUGE, 270° SWEEP DIAL



- Supplied with 5/8" UNF union and 12' capillary

PART NO.	DESCRIPTION	QTY
0-533-23	Water temp. gauge	1
0-533-73	As above but 100-280° Fahrenheit	1

TURBO BOOST GAUGE, 270° SWEEP DIAL



- Supplied with 5/8" UNF union and 5' of PVC tubing
- Pressure -1 to +1.5 bar

PART NO.	DESCRIPTION	QTY
0-533-02	Turbo boost gauge	1

TACHOMETER, 270° DIAL



- For 86mm diameter panel hole
- 12 or 24V
- 270° dial
- Bridge fitting
- Programmable alternator pick-up

PART NO.	DESCRIPTION	QTY
0-523-78	With hour meter. 0 to 4,000 rpm	1
0-523-70	0 to 4,000 rpm	1

REPLACEMENT ILLUMINATION LAMP

Replacement 12V and 24V illumination lamp for:
 0-523-01, 0-523-51, 0-533-16, 0-533-01
 0-533-15, 0-533-23, 0-533-73, 0-533-02

PART NO.	DESCRIPTION	QTY
0-533-91	Replacement 12V illumination lamp	1
0-533-92	Replacement 24V illumination lamp	1

EQUIPMENT & ACCESSORIES GAUGES

RECTANGULAR ENGINE HOUR COUNTER



- For 37 x 24mm rectangular panel hole
- 8 - 32V
- Non-illuminated
- Bridge fitting 70mm deep

PART NO.	QTY
0-523-58	1

CIRCULAR ENGINE HOUR COUNTER



- 10 - 80VDC
- Non-illuminated
- Bridge fitting 75mm deep

PART NO.	QTY
0-523-08	1

DIGITAL LCD ENGINE HOUR COUNTER



- For 52mm diameter panel hole
- 10 - 36VDC
- Non-illuminated
- Bridge fitting 40mm deep

PART NO.	QTY
0-523-68	1

RANGE 3 - MARINE / WATERPROOF

A range of LED backlit, illuminated needle 52mm plastic cased electrical marine gauges. Matt black bezels and dials with white figures. Large screw collar type fitting.

12/24V 80-0-80A AMMETER, 90° SWEEP DIAL




- Uses inductive pick up coil

PART NO.	DESCRIPTION	QTY
0-525-01	12/24V sale 80-0-80A	1

LED illumination in either white or yellow, plastic cased and with stainless steel bezel. Screw collar type fitting. 52mm dashboard fitting. 25mm max panel depth. Supplied with 600mm cable.

VOLTMETER 90° SWEEP DIAL



- 16-32V or 8-16V scale

PART NO.	DESCRIPTION	QTY
0-525-42	12V, scale 8-16V	1
0-525-62	24V, scale 16-32V	1

EQUIPMENT & ACCESSORIES GAUGES

12/24V TACHOMETER 270° SWEEP DIAL



- For 4-6-8-12 cylinder engines (coil ignition), negative earth vehicles
- With hour counter

PART NO.	DESCRIPTION	QTY
0-525-81	85mm, 0-8000RPM	1

12/24V TACHOMETER 270° SWEEP DIAL



- Program via WIFI
- 0-4000RPM or 0-8000RPM

PART NO.	DESCRIPTION	QTY
0-525-30	12/24V 0-4000RPM	1
0-525-40	12/24V 0-8000RPM	1

WATER TEMPERATURE GAUGE, 90° SWEEP DIAL



- 12/24V
- Supplied with 1/8" NPT sender
- 40°-120°C

PART NO.	DESCRIPTION	QTY
0-525-43	Water temperature	1


OIL TEMPERATURE GAUGE, 90° SWEEP DIAL



- 12/24V
- Supplied with 1/8" NPT sender
- 40°-120°C

PART NO.	DESCRIPTION	QTY
0-525-35	Oil temperature	1

OIL PRESSURE GAUGE, 90° SWEEP DIAL



- 12/24V
- Supplied with 1/8" NPT sender
- 0-10 bar

PART NO.	DESCRIPTION	QTY
0-525-36	Oil pressure	1
0-525-86	Replacement sender	1

FUEL LEVEL GAUGE, 90° SWEEP DIAL



- 12/24V
- Supplied without pole tank sender

PART NO.	DESCRIPTION	QTY
0-525-26	Fuel level	1

WATER LEVEL GAUGE, 90° SWEEP DIAL



- 12/24V
- Supplied without pole tank sender

PART NO.	DESCRIPTION	QTY
0-525-32	Water level	1

POLE TANK SENDERS

- Stainless Steel pole tank senders



PART NO.	DEPTH	QTY
0-525-92	250mm	1
0-525-93	290mm	1
0-525-94	350mm	1
0-525-95	500mm	1
0-525-96	600mm	1

EQUIPMENT & ACCESSORIES GAUGES

DASHBOARD GAUGES

12/24V DUAL BATTERY VOLTAGE MONITOR



Can be set for high and low voltage warning levels on 2 battery circuits, warning is indicated by highlighting the voltage on the display and an integral buzzer can also be enabled. The warning is delayed 5 seconds to prevent spurious warnings. The monitor also has a clock function and automatic sleep functions.

PART NO.	QTY
0-852-00	1

- Panel Mount
- L 56 x W 20 x H 66mm

12-72V BATTERY FUEL HOUR METER GAUGE



- LED battery indicator and LCD hour counter
- ø60 x H 49mm

PART NO.	QTY
0-523-18	1

ACCESSORIES

SOLID BRASS ADAPTORS FOR GAUGES AND SENDERS



PART NO.	DESCRIPTION	QTY
0-523-98	1/8" NPTF to M14 x 1.5, M16 x 1.5, M18 x 1.5	1
0-523-99	1/8" NPTF to 5/8UNF, 3/8NPTF, 1/8BSP, 1/2NPTF	1
0-533-99	5/8" UNF to M16 x 1.5, M18 x 1.5, 1/2NPTF	1
0-523-97	'T' piece 1/8" NPTF	1

MATT BLACK STEEL PANELS FOR MOUNTING 52 MM GAUGES



Mounting panels for 52mm premium and traditional gauges.
NOTE: not for use with marine gauges.

PART NO.	DESCRIPTION	QTY
0-243-01	1 hole	1
0-243-02	2 hole	1

GAUGE MOUNTING POD FOR 52MM GAUGES



Mounting pod for 52mm premium and traditional gauges.

Gauge mounting pod for 52mm gauges (except 0-523-08), made of black ABS plastic, designed for on or under dash mounting. Supplied with fixing screws and adhesive pad.

NOTE: not for use with marine gauges.

PART NO.	QTY
0-243-04	1

RETRACTABLE CABLE

3 CORE RETRACTABLE CABLE



- Black hytrel sheathed
- 4.5 metre maximum working length
- 350 x 110mm closed coil
- 2 x 250mm plain tails
- 3 x 6.00mm² red, black and green rubber insulated cores

PART NO.	QTY
0-777-02	1



- Black rubber sheath
- 3 metre maximum working length
- 500 x 70mm closed coil, with 2 x moulded waterproof 3 pole sockets
- 3 x 6.00mm² black, green and red rubber insulated cores

PART NO.	QTY
0-733-10	1



- Black rubber sheathed
- 2 plain 150mm tails
- 3 x 0.75mm² blue, brown and green/yellow PVC insulated cores

PART NO.	DESCRIPTION	QTY
0-733-00	6m working length, 1200 x 35mm closed coil	1
0-733-01	3m working length, 600 x 35mm closed coil	1

5 CORE RETRACTABLE CABLE



- Black rubber sheathed. Grey (0-715-01)
- 2 plain 150mm tails
- 3 x 0.75mm² blue, brown and green/yellow PVC insulated cores

PART NO.	DESCRIPTION	QTY
0-715-00	6m working length, 1200 x 37mm diameter closed coil	1
0-715-01	3m working length, 600 x 37mm diameter closed coil	1






LOOKING FOR POWER CABLES?

See pages 157 & 158.

7 CORE RETRACTABLE CABLE



- Black hytrel sheathed
- 3.3 metre maximum working length
- 220 x 85mm diameter closed coil
- 2 x 230mm plain tails
- 1 x 2.00mm² white + 6 x 1.00mm² blue, black, yellow, red, green and brown rubber insulated cores

PART NO.	QTY
0-777-00	1



- Black rubber sheathed
- 2 x 230mm plain tails
- 1 x 2.00mm² white, + 6 x 1.00mm² blue, black, yellow, red, green and brown PVC insulated cores

PART NO.	DESCRIPTION	QTY
0-717-00	6.6m working length, 1080 x 45mm closed coil	1
0-717-01	3m working length, 600 x 35mm closed coil	1

7 CORE RETRACTABLE CABLE WITH SOCKETS



- Black rubber sheath
- 3 metre maximum working length
- 450 x 55mm closed coil, with 1 x 230mm plain tail and 1 moulded waterproof socket to ISO1185(24N)
- 1 x 2.00mm² white + 6 x 1.00mm² black, brown, green, blue, red and yellow PVC insulated cores

PART NO.	DESCRIPTION	QTY
0-717-05	One socket	1
0-717-10	Two sockets	1



- Black hytel sheath
- 3 metre maximum working length
- 200 x 85mm closed coil, with 1 x 230mm plain tail and 2 moulded waterproof sockets to ISO1185(24N)
- 1 x 2.00mm² white + 6 x 1.00mm² black, brown, green, blue, red and yellow rubber insulated cores

PART NO.	QTY
0-717-11	1



- Black rubber sheath
- 3 metre maximum working length
- 450 x 55mm closed coil, with 2 moulded waterproof socket to ISO3731(24S)
- 1 x 2.00mm² white + 6 x 1.00mm² black, brown, green, blue, red and yellow PVC insulated cores

PART NO.	QTY
0-717-13	1



- Green hytel sheath
- 3 metre maximum working length
- 200 x 85mm closed coil, with 2 moulded waterproof socket to ISO3731(24S)
- 1 x 2.00mm² white + 6 x 1.00mm² black, brown, green, blue, red and yellow rubber insulated cores

PART NO.	QTY
0-717-12	1



- Black hytel sheath
- 285 x 90mm closed coil, fitted with 2 x EBS sockets to ISO7638
- 2 x 4mm² + 5 x 1.5mm² PVC insulated cores

PART NO.	DESCRIPTION	QTY
0-715-13	4.5 metre maximum working length	1
0-715-14	3.5 metre maximum working length	1



- 24V
- "EBS" sockets to ISO7638-1
- 3 and 4m working lengths
- Black TPU outer-sheath
- 5 x 1.00mm² + 2 x 2.50mm² power cable

PART NO.	DESCRIPTION	QTY
0-715-23	3m with 2 x EBS connectors	1
0-715-24	4m with 2 x EBS connectors	1



- 24V
- 24 "N" TYPE connectors to ISO1185
- 3, 4, 4.5m working lengths
- Black TPU outer-sheath
- 6 x 0.75mm² 1 x 1.5mm² power cable
- Solid moulded connectors

PART NO.	DESCRIPTION	QTY
0-717-23	3m with 2 x N connectors	1
0-717-25	4.5m with 2 x N connectors	1



- 24V
- 24 "S" TYPE connectors to ISO3731
- 3 and 4m working lengths
- Black TPU outer-sheath
- 6 x 0.75mm² 1 x 1.5mm² power cable
- Solid moulded connectors

PART NO.	DESCRIPTION	QTY
0-717-33	3m with 2 x S connectors	1

EQUIPMENT & ACCESSORIES RETRACTABLE CABLE

10 CORE RETRACTABLE CABLE

- Black hytrel sheath
- 3.5 metre maximum working length, 260 x 85mm diameter closed coil, 2 x 230mm plain tails
- 1 x 2.00mm² white + 9 x 1.00mm² blue, black, yellow, red, green, brown, orange, grey, and pink PVC insulated cores



PART NO.	QTY
0-510-00	1

15-PIN TO 7-PIN 24V ADAPTOR CABLE



- 24V
- Water resistant
- 3 or 4m
- Black polyurethane cable

PART NO.	DESCRIPTION	QTY
0-777-23	3 metre 15-Pin to 24N & 24S	1
0-777-24	4 metre 15-Pin to 24N & 24S	1

15 CORE RETRACTABLE CABLE



- Black hytrel sheath
- 3 metre working length
- 3 x 2.50mm² white, orange, white/red, 10 x 1.50mm² yellow, green, blue, black, brown, red, pink, grey, white/black, white/blue, 2 x 1.50mm² white/green and white/brown twisted pair
- PVC insulated cores

PART NO.	QTY
0-777-15	1



LOOKING FOR ELECTRIC VEHICLE EXTENSION CABLES?

See page 158.



SIGN UP TO DURITE'S E-NEWS FOR THE LATEST PRODUCT, INDUSTRY & REGULATORY NEWS. WWW.DURITE.CO.UK



COMMERCIAL WIPER BLADES

COMPACT HEAVY-DUTY RANGE

“ Available from 22” up to 40” ”



Robust design



Easy install



Corrosion resistant

HIGH QUALITY REPLACEMENT COMMERCIAL VEHICLE WIPER BLADES

- ✓ Compact commercial vehicle range
- ✓ Quick and easy installation
- ✓ Stainless steel construction, corrosion resistant & graphite coated
- ✓ Heavy-duty riveted joints for extra strength & reduced noise
- ✓ 100% natural rubber injection moulded to correct length

PART NO.	SIZE	ARM FIXING & FITTING	QTY	QTY
0-896-02	22" 550mm	Bolt & Spacer	6	1
0-896-04	24" 600mm	Washer Nozzle & Hook	2	1
0-896-05	26" 650mm	Bolt & Spacer	6	1
0-896-06	26" 650mm	Short Hook	3, 4, 8	1
0-896-10	28" 700mm	Short Hook	3, 4, 8	1
0-896-11	28" 700mm	Bolt & Spacer	6	1
0-896-13	32" 800mm	Bolt & Spacer	7	1
0-896-14	36" 900mm	Bolt & Spacer	7	1
0-896-16	40" 1000mm	Bolt	7	1
0-896-17	40" 1000mm	Hook	5	1

FITTINGS GUIDE

2		
	MULTIFIT	9x3mm & 9x4mm + SPRAY NOZZLE
3		
	9x4mm Hook	9x4mm Hook Arm
4		
	12x4mm Hook	12x4mm Hook Arm
5		
	16x6mm Hook	16x6mm Hook Arm
6		
	17mm Spacer	13mm & 17mm Saddle
7		
	22mm, 25mm & 27mm Spacer	22mm, 25mm & 27mm Saddle
8		
	9x4mm Short Hook	9x4mm Hook Arm



REQUIRE A STAND FOR UP TO 60 WIPER BLADES?

STAND18 H 440 x W 325 x D 370mm



WALL MOUNTED

WIPER EQUIPMENT

WINDSCREEN WIPER MOTORS

SWITCHED, SINGLE SHAFT, SINGLE SPEED

- Switched, single shaft, single speed 40 cycles per minute, without automatic park
- Starting torque 6Nm, running torque 0.9Nm
- M12 shaft and M6 bolt
- Tapered arm fixing to DIN 72783



PART NO.	ANGLE	VOLTS	ARM FIXING	SHAFT LENGTH	QTY
0-862-85	85°	12	A8 x M6	42mm	1
0-862-05	105°	12	A8 x M6	42mm	1
0-863-65	65°	12	A8 x M6	55mm	1
0-863-85	85°	12	A8 x M6	94mm	1
0-863-05	105°	12	A8 x M6	94mm	1
0-883-85	85°	24	A8 x M6	94mm	1

SWITCHED, TWIN SHAFT, SINGLE SPEED

- Switched, twin shaft, single speed 40 cycles per minute, without automatic park
- Starting torque 12Nm, running torque 1.8Nm
- M12 and M8 shafts with 57mm centres
- Tapered arm fixing to DIN 72783



PART NO.	ANGLE	VOLTS	ARM FIXING	SHAFT LENGTH	QTY
0-864-80	80°	12	A8 x M6 + M8	65mm	1
0-864-95	95°	12	A8 x M6 + M8	65mm	1
0-864-05	105°	12	A8 x M6 + M8	65mm	1
0-884-80	80°	24	A8 x M6 + M8	65mm	1
0-884-95	95°	24	A8 x M6 + M8	65mm	1
0-884-05	105°	24	A8 x M6 + M8	65mm	1

SWITCHED, TWIN SHAFT, SINGLE SPEED

- Switched, twin shaft, single speed 45 cycles per minute, with right hand automatic park
- Starting torque 10Nm, running torque 1.8Nm
- M12 and M8 shafts with 55 mm centres
- Tapered arm fixing to DIN 72783



PART NO.	ANGLE	VOLTS	ARM FIXING	SHAFT LENGTH	QTY
0-866-80	80°	12	A8 x M6 + M8	58mm	1
0-866-90	90°	12	A8 x M6 + M8	58mm	1
0-886-80	80°	24	A8 x M6 + M8	58mm	1
0-886-10	110°	24	A8 x M6 + M8	58mm	1

UNSWITCHED, TWIN SHAFT, SINGLE SPEED

- Unswitched slim line, twin shaft, single speed 42 cycles per minute, with automatic park



- Starting torque of 13Nm, running torque 2Nm
- Fitted with thermal cut-out.
- M16 and M8 shaft on 57mm centres.
- Tapered arm fixing to DIN 72783


PART NO.	ANGLE	VOLTS	ARM FIXING	SHAFT LENGTH	QTY
0-865-90	90°	12	A8 x M6 + M8	48mm	1
0-865-10	110°	12	A8 x M6 + M8	48mm	1
0-885-90	90°	24	A8 x M6 + M8	48mm	1
0-885-10	110°	24	A8 x M6 + M8	48mm	1

UNSWITCHED, TWIN SHAFT, TWO SPEEDS

- Unswitched, twin shaft, two speeds of 32 and 50 cycles per minute, with right hand automatic park

- Starting torque 28Nm, running torque 3.5Nm
- 2 x M20 shafts on 60mm centres
- Tapered arm fixing to DIN 72783

PART NO.	ANGLE	VOLTS	ARM FIXING	SHAFT LENGTH	QTY
0-867-00	60-70-80°	12	2 x A12 x M8	50mm	1
0-867-01	60-70-80°	12	2 x A12 x M8	80mm	1
0-887-00	60-70-80°	24	2 x A12 x M8	50mm	1
0-887-01	60-70-80°	24	2 x A12 x M8	80mm	1



WIPER ARMS

SINGLE ADJUSTABLE LENGTH ARM



- Matt black, powder coated steel
- Straight flat 8mm connection to the blade
- For single shaft motors or where a single arm is required on a two shaft motor
- Tapered A8 DIN 72783 shaft connection

PART NO.	LENGTH	BLADE FIXING	SHAFT FIXING	QTY
0-891-00	300 - 400mm	8 x 2.5mm	A8 x M6	1
0-891-01	400 - 500mm	8 x 2.5mm	A8 x M6	1

PANTOGRAPH, ADJUSTABLE LENGTH ARM



- Matt black, powder coated steel
- Two screw fixing connection to the blade
- For double shaft motors
- Tapered A8 DIN 72783 shaft connection

PART NO.	LENGTH	BLADE FIXING	SHAFT FIXING	QTY
0-892-00	400 - 500mm	2 screws	A8 x M6 + M8	1

STEEL ARM FOR TWIN SHAFT MOTORS



- Pantograph, matt black powder coated
- Steel arm for twin shaft motors
- 16.5mm pin connection
- Tapered A12 DIN 72783 shaft connections

PART NO.	LENGTH	BLADE FIXING	SHAFT FIXING	QTY
0-893-50	500mm	16.5mm/pin	2 x A12 x M8	1
0-893-60	600mm	16.5mm/pin	2 x A12 x M8	1
0-893-70	700mm	16.5mm/pin	2 x A12 x M8	1
0-893-80	800mm	16.5mm/pin	2 x A12 x M8	1

SINGLE ARM FLAT BLADES



- Matt black powder coated steel
- For single adjustable arms 0-891-xx and 0-892-00
- Two screw fixing

PART NO.	LENGTH	BLADE FIXING	QTY
0-890-30	300mm	8 x 2.5mm	1
0-890-35	350mm	8 x 2.5mm	1
0-890-40	400mm	8 x 2.5mm	1

SINGLE OR PANTOGRAPH SPRING BLADES



- Matt black powder coated steel
- For single or pantograph adjustable arms 0-891-xx and 0-892-00
- Two screw fixing

PART NO.	LENGTH	BLADE FIXING	QTY
0-894-30	300mm	8 x 2.5mm	1
0-894-40	400mm	8 x 2.5mm	1
0-894-50	500mm	8 x 2.5mm	1
0-894-60	600mm	8 x 2.5mm	1

PANTOGRAPH SPRING BLADES



- Matt black powder coated steel
- For pantograph arms 0-893-xx. 16.5mm channel and pin fixing

PART NO.	LENGTH	BLADE FIXING	QTY
0-895-50	500mm	16.5mm + pin	1
0-895-60	600mm	16.5mm + pin	1
0-895-70	700mm	16.5mm + pin	1
0-895-80	800mm	16.5mm + pin	1

EQUIPMENT & ACCESSORIES WIPER EQUIPMENT

WASHER PUMPS

N.B. Must not be run dry

VANE TYPE PUMP



- Universal fixing bracket



PART NO.	DESCRIPTION	QTY
0-593-12	12V Pump	1
0-593-24	24V Pump	1

VANE TYPE PUMP



- Push fit into bottle
- Replacement for Durite washer bottle pump



PART NO.	DESCRIPTION	QTY
0-593-62	12V Pump	1
0-593-74	24V Pump	1

12V VANE, SINGLE OUTLET



- 12V
- Push fit into bottle
- Land Rover, Rover



PART NO.	DESCRIPTION	QTY
0-594-05	Single outlet pump	1

VANE TYPE, SINGLE OUTLET



- Metal bracket
- Audi, BMW, Mercedes, Porsche, Volkswagen and universal



PART NO.	DESCRIPTION	QTY
0-594-33	12V Pump	1
0-594-45	24V Pump	1

12V VANE, SINGLE OUTLET



- 12V
- Push fit into bottle
- Audi, Ford, Jaguar, Rover, Renault, Vauxhall, Volvo, Volkswagen



PART NO.	DESCRIPTION	QTY
0-594-36	Single outlet pump	1

VANE TYPE SINGLE OUTLET



- Metal bracket
- Fits Mercedes, Scania, Volvo



PART NO.	DESCRIPTION	QTY
0-594-46	24V Pump	1

VANE TYPE, SINGLE OUTLET



- Push fit into bottle
- Fits Saab, Volvo



PART NO.	DESCRIPTION	QTY
0-594-47	24V Pump	1

VANE TYPE PUMP



- Push fit into bottle
- Replaces 90045820, 1450156 for some popular Vauxhall/Opel cars



PART NO.	DESCRIPTION	QTY
0-594-59	24V Pump	1

VANE TYPE PUMP



- Push fit into bottle
- Replaces Lucas 6120440, 6156960, 6085824, 8269 for some popular Ford cars



PART NO.	DESCRIPTION	QTY
0-594-54	12V Pump	1
0-594-60	24V Pump	1

12V VANE TYPE PUMP



- 12V
- Push fit into bottle
- Replaces GWW130 for some Austin / Rover cars



PART NO.	DESCRIPTION	QTY
0-594-51	12V Pump	1

24V VANE, SINGLE OUTLET



- 24V
- Push fit into bottle
- DAF, MAN, Scania, Volvo



PART NO.	DESCRIPTION	QTY
0-594-66	Single outlet pump	1

24V VANE, DUAL OUTLET



- 24V
- Push fit into bottle
- DAF, MAN, Scania



PART NO.	DESCRIPTION	QTY
0-594-68	Dual outlet pump	1

EQUIPMENT & ACCESSORIES WIPER EQUIPMENT WASHER PUMPS

N.B. Must not be run dry

24V VANE, SINGLE OUTLET



- 24V
- Plastic bracket
- Scania, Volvo and universal

PART NO.	DESCRIPTION	QTY
0-594-69	Single outlet pump	1

24V VANE, SINGLE OUTLET



- 24V
- Plastic bracket
- Scania, Volvo and universal

PART NO.	DESCRIPTION	QTY
0-594-70	Single outlet pump	1

24V VANE, SINGLE OUTLET



- 24V
- Plastic bracket
- Scania, Volvo and universal

PART NO.	DESCRIPTION	QTY
0-594-71	Single outlet pump	1

WINDSCREEN WASHER BOTTLES

1.2L PVC WASHER BOTTLE



- 1.2 litre
- PVC
- Mounting bracket
- L 104 x W 125 x H 195mm

PART NO.	DESCRIPTION	QTY
0-593-00	Bottle, 12V pump	1
0-593-01	Bottle, 24V pump	1

3.0L PVC WASHER BOTTLE



- 3.0 litre
- PVC
- L 104 x W 200 x H 195mm
- Single pump

PART NO.	DESCRIPTION	QTY
0-594-00	Bottle, 12V pump	1
0-594-01	Bottle, 24V pump	1

3.0L TWIN WASHER BOTTLE



- 3.0 litre
- PVC
- Twin pumps
- L 104 x W 200 x H 195mm

PART NO.	DESCRIPTION	QTY
0-594-02	Bottle, 12V pumps	1
0-594-03	Bottle, 24V pumps	1

WINDSCREEN WASHER COMPONENTS

LOW PROFILE SINGLE WASHER JET



- Low profile single, adjustable washer jet
- For 4mm windscreen washer tubing
- Through panel fitting by a back nut

PART NO.	DESCRIPTION	QTY
0-593-54	Washer jet	1

LOW PROFILE TWIN WASHER JET



- Low profile twin, individually adjustable, washer jet
- For 4mm windscreen washer tubing
- Through panel fitting by a back nut

PART NO.	DESCRIPTION	QTY
0-593-53	Washer jet	1

TALL TWIN WASHER JET



- Tall twin, individually adjustable, washer jet
- For 4mm windscreen washer tubing
- Through panel fitting by a back nut

PART NO.	DESCRIPTION	QTY
0-593-51	Washer jet	1



Durite offers an extensive range of Equipment & Accessories. These include gauges, lighter, DIN, 12V and 24V plugs & sockets, windscreen wiper equipment, fans and horns.

EQUIPMENT & ACCESSORIES WIPER EQUIPMENT WASHER BOTTLES & COMPONENTS

WINDSCREEN WASHER NOZZLE

- Fitting 8mm windscreen wiper arms
- Windscreen washer nozzle with 3 individually adjustable jets
- For 4mm windscreen washer tubing



PART NO.	DESCRIPTION	QTY
0-593-55	Windscreen washer nozzle	1

BULKHEAD CONNECTOR

- Bulkhead connector for 4mm windscreen washer tubing
- Through panel fitting by a back nut



PART NO.	DESCRIPTION	QTY
0-593-05	Bulkhead connector	1

PLASTIC IN-LINE CONNECTOR

- Plastic in-line connector for 4mm diameter tubing



PART NO.	DESCRIPTION	QTY
0-593-03	In-line connector	10

PLASTIC T PIECE CONNECTOR

- Plastic T piece connector for 4mm diameter tubing



PART NO.	DESCRIPTION	QTY
0-593-04	T piece connector	10

PLASTIC IN-LINE NON-RETURN VALVE

- Plastic in-line non-return valve for 4mm diameter tubing



PART NO.	DESCRIPTION	QTY
0-593-07	In-line non-return valve	1

4MM DIAMETER PVC TUBING

- PVC
- Black or Clear rubber
- 4mm inside diameter



PART NO.	DESCRIPTION	QTY
0-593-16	Clear tubing	10m
0-593-18	Black tubing	10m
3-593-18	Black tubing	50m

HORNS
ELECTRIC HORNS

DISC HORN

- Disc horn, 2 pole, 114dB(A) at 2m
- Diaphragm type with passivated and painted steel body
- Supplied with mounting strap
- 91mm diameter
- ECE approved



PART NO.	DESCRIPTION	QTY
0-642-16	12V 430Hz high tone	1
0-642-17	12V 340Hz low tone	1
0-642-26	24V 430Hz high tone	1
0-642-27	24V 340Hz low tone	1
0-642-48	48V 430Hz high tone	1

TRUMPET HORN

- Trumpet horn, 2-pole
- 109DB(A) at 2m
- Black plastic body and red plastic cover
- Supplied with mounting strap 83mm diameter



PART NO.	DESCRIPTION	QTY
0-642-31	12V Electric trumpet horn. 500Hz high tone	1
0-642-33	24V version of the above	1
0-642-32	12V Electric trumpet horn. 420Hz low tone	1
0-642-34	24V version of the above	1

EQUIPMENT & ACCESSORIES HORNS ELECTRIC HORNS

ELECTRONIC DISC HORN



- Disc horn, electronic, contactless 2 pole
- 110dB(A) at 2m
- Diaphragm type
- Passivated steel body
- Supplied with mounting strap
- 90mm diameter
- CE approved

PART NO.	DESCRIPTION	QTY
0-642-30	24-48V 410Hz high tone	1

COMPACT DISC HORN



- Compact disc horn, 2 pole
- 109dB(A) at 2m
- Diaphragm type
- Painted steel body
- Supplied with mounting strap, 71mm diameter
- ECE approved

PART NO.	DESCRIPTION	QTY
0-642-18	12V 430Hz high tone	1
0-642-19	12V 340Hz low tone	1

MARINE TRUMPET HORN



- Marine trumpet horn, 2 pole, high tone 109dB(A) and low tone 107dB(A) at 2m
- Diaphragm type with chromium plated brass body and ABS trumpet
- Stainless steel mounting bracket
- Pre-wired
- 110mm diameter
- ECE approved

PART NO.	DESCRIPTION	QTY
0-642-14	12V 475Hz high tone	1
0-642-15	12V 410Hz low tone	1
0-642-24	24V 475Hz high tone	1

MARINE ELECTRO-MAGNETIC TRUMPET HORNS



- Marine electro-magnetic trumpet horns 112dB(A).
- Chromium plated brass trumpets
- Stainless steel fittings
- Pre-wired for isolated return
- ECE approved

PART NO.	DESCRIPTION	QTY
0-642-52	12V 390Hz high tone, 430mm long	1
0-642-53	12V 340Hz low tone, 500mm long	1
0-642-66	24V 390Hz high tone, 430mm long	1
0-642-67	24V 340Hz low tone, 500mm long	1

TWIN ELECTRO-MAGNETIC TRUMPET HORNS



- Twin electro-magnetic trumpet horns, 113dB(A) at 2m
- Black ABS body and trumpet with steel bracket and red covers
- Pre-wired and supplied with relay
- ECE approved

PART NO.	DESCRIPTION	QTY
0-642-28	24V 340-380 Hz twin tone, 397mm long	1

AIR HORNS

SINGLE COMMERCIAL AIR HORN

- Single commercial air horn, chromium plated brass trumpet
- Supplied with hand valve/fixings
- ECE approval

Length 770mm
 Sound level 118dB(A)
 Frequency 176Hz
 Pressure 2-10bar

Shorter version
 Length 700mm
 Sound level 118dB(A)
 Frequency 190Hz
 Pressure 2-10bar




PART NO.	DESCRIPTION	QTY
0-642-65	Commercial air horn	1
0-642-60	Shorter version	1
0-642-51	Dust cover	1

TWIN COMMERCIAL AIR HORN

- Twin commercial air horn, chromium plated brass trumpet
- Supplied with hand valve/fixings
- ECE approval

Length 630mm
 Sound level 116dB(A)
 Frequency 186/234Hz
 Pressure 2-10bar

Shorter version
 Length 440mm
 Sound level 116dB(A)
 Frequency 282/321Hz
 Pressure 2-10bar



PART NO.	DESCRIPTION	QTY
0-642-55	Twin air horn	1
0-642-50	Shorter version	1

COMMERCIAL DEEP LOW TONE AIR HORN



- Commercial deep low tone air horn, with moulded black body and trumpet
- Supplied with 24V electric solenoid valve and fixings
- DGM approved

Sound level 118dB(A) at 2m
 Frequency 400Hz
 Pressure 2-10bar

PART NO.	DESCRIPTION	QTY
0-642-70	Deep low tone air horn	1

TWIN TONE AIR HORNS



- Twin tone air horns 115dB(A) at 2m
- 750-800Hz
- Compact air compressor
- Relay, air pipe and fixing hardware

PART NO.	DESCRIPTION	QTY
0-642-00	12V Air horn	1
0-642-04	24V Air horn	1

ELECTRIC SOLENOID VALVE



- Electric solenoid valve, for use with commercial air horns
- Suitable for pressures from 2-10bar
- Uses 6mm tubing

PART NO.	DESCRIPTION	QTY
0-642-62	12V	1
0-642-74	24V	1

AERIALS

SINGLE SECTION

- Single section, black rubber
- 90° ball adjustment

Height 400 mm
 Cable 1200 mm



PART NO.	DESCRIPTION	QTY
0-735-00	Single section	1

3 SECTION, WING MOUNTED

- 3 section, wing mounted
- Stainless steel spring
- 90° ball adjustment

Closed 550 mm
 Extended 1250 mm
 Cable 1300 mm



PART NO.	DESCRIPTION	QTY
0-650-00	3 section	1

4 SECTION, LOCKING, WING MOUNTED

- 4 section, locking, wing mounted
- Fully retractable

Closed 25mm
 Extended 980 mm
 Cable 1200 mm
 Underhang 220 mm



PART NO.	DESCRIPTION	QTY
0-737-00	4 section	1

12V ELECTRONIC WINDSCREEN



- Includes amplifier

Height 340 mm
 Cable 2000 mm

PART NO.	DESCRIPTION	QTY
0-736-00	Electronic windscreen	1

FANS

POWERFUL OSCILLATING FAN



- A powerful oscillating fan
- Supplied with a multi-angle swivel bracket and dual connection kit comprising, cigarette lighter plug with 1.1 metres of cable and on/off switch with 1.2 metres of cable
- CE approved

PART NO.	DESCRIPTION	QTY
0-210-62	12V, 8" Oscillating fan	1
0-210-74	24V, 8" Oscillating fan	1
0-210-32	12V, 6" Oscillating fan	1
0-210-44	24V, 6" Oscillating fan	1

6" ALL METAL FAN



- A 6" all metal fan, 12V, two speed
- Enclosed metal blades on a multi-angle swivel bracket with on/off switch
- CE approved

PART NO.	DESCRIPTION	QTY
0-210-82	Metal fan	1
0-210-94	24V version	1

SPEAKERS

DUALCONE DOOR LOUDSPEAKER

- 50W, 4Ω dualcone door loudspeaker with fixing screws
- Speaker 100mm diameter
- Case 108 x 108mm



PART NO.	DESCRIPTION	QTY
0-315-03	Door loudspeaker	2

OIL & FUEL PUMPS

DIAPHRAGM PRESSURE FUEL PUMP

- 12V diaphragm pressure fuel pump, electronically switched
- 125 litres per hour
- Pressure 0.30bar
- Suction -0.10bar
- Not suitable for bio-diesel
- ECE approved



PART NO.	DESCRIPTION	QTY
0-673-12	Pressure fuel pump	1
0-673-24	24V version of the above delivering 125 litres per hour	1
0-296-12	12V suction version of the above. 130 litres per hour. Pressure 0.15bar. Suction -0.20bar. ECE approved	1

SOLENOID VALVE FOR PETROL AND DIESEL

- Anti-theft 12V solenoid valve for petrol and diesel
- Cuts off fuel when not energised
- Bore of 3.5mm, pressure 0-3 bar, flow coefficient of 0.28. 8mm OD
- Protected to IP65



PART NO.	DESCRIPTION	QTY
0-129-12	12V Solenoid valve	1
0-129-62	Large bore version of above with a bore of 6.0mm, flow coefficient of 0.60. 11mm OD	1
0-129-24	24V version of the above	1

TRANSFER PUMP FOR LUBRICATING OILS

- 12V self-priming up to 1.0m transfer pump for lubricating oils
- Helicoidal bronze gears and nickel-plated brass body
- Stainless steel shaft
- Supplied with 6mm and 8mm flexible suction pipes
- Flow rate from 20 to 60 litres/hr
- Ideal for removing oil from marine and plant engines where the sump is inaccessible



PART NO.	DESCRIPTION	QTY
0-673-65	12V transfer pump	1
0-673-77	24V transfer pump	1

TRANSFER PUMP FOR NON-FLAMMABLE LIQUIDS

- 12V self-priming up to 1.5m transfer pump for non-flammable liquids
- Stainless steel shaft
- 14mm pipes
- Stainless steel inlet filter
- Helicoidal bronze gears and nickel-plated brass body
- Slow rate up to 15 litres/min and pressure up to 2bar, allowing a maximum head of 20 metres



PART NO.	DESCRIPTION	QTY
0-673-63	12V transfer pump	1
0-673-75	24V transfer pump	1
0-673-64	12V version as above with 17mm pipes and flow rate up to 26 litres/min	1

THE DURITE VAN COULD BE HEADING YOUR WAY

Get an up-close look at our latest Lighting and Vehicle Safety products in action.

Perfect for trade nights and events across the UK, the Demo Van brings the innovation straight to you.



“SEE OUR INNOVATIVE SOLUTIONS IN ACTION”

BENEFITS OF THE DURITE DEMO VAN


- Experience products first-hand; see colours, sizing, brightness and image quality
- Instant feedback from our experts, ensuring clear understanding of product features & capabilities
- Seeing is believing, gain extra confidence in our products
- Engaging and memorable experience for you and your customers

“DON'T MISS THIS HANDS-ON EXPERIENCE!”

Contact your local Durite Rep for more info,
or email showvan@durite.co.uk

07

RELAYS & FLASHER UNITS



PROGRAMMABLE TIMER RELAYS.....	260
MAKE & BREAK RELAYS	261
CHANGE-OVER RELAYS.....	265
AFTERMARKET RANGE OF RELAYS	267
FLASHER UNITS	269
SOCKETS.....	272
RELAY BOXES.....	272
SOLENOIDS	273

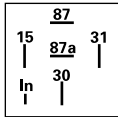
**RENOWNED FOR THEIR
HIGH PERFORMANCE,
OVERALL QUALITY
AND RELIABILITY.**



RELAYS

PROGRAMMABLE TIMER RELAYS

SELECT RELAY TYPE & SPECIFY TIMING



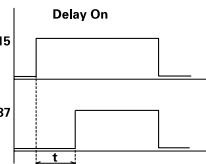
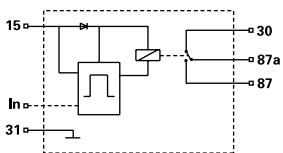
Programmed timer relays, individually programmed 'PIC' controlled timers with five basic functions: Delay on, delay off, pulse, timer off and flip-flop. Available in 12 and 24V versions. Individually programmed for your requirements.

PART NO.	DESCRIPTION
0-740-XX	12V
0-741-XX	24V

SPECIFICATIONS:	12V	24V
VOLTAGE	9 - 16	18 - 32
CURRENT	20/25A	10/15A
TEMPERATURE	-40° to 80°C	-40° to 80°C
PROTECTION	IP54	IP54
DIMENSIONS	L 30 X W 30 X H 40mm	

A list of standard functions and timings are shown below. Please contact our technical department to discuss your requirements. Please note that these relays are programmed to order and are non returnable.

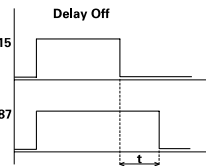
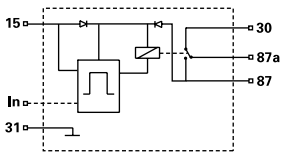
DELAY ON TIMER RELAY



"Delay on" timer relay; timing starts at application of input trigger.

Example timings in seconds: 0.1, 0.5, 1.5, 2.0, 3.0, 3.5, 4.0, 5.0, 8.0, 10.0, 15.0, 100, 180, 240, 600, 1200.

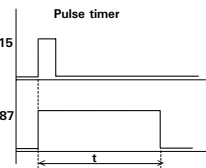
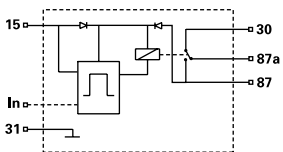
DELAY OFF TIMER RELAY



"Delay off" timer relay; timing starts after input trigger is removed.

Example timings in seconds: 0.2, 0.5, 1.0, 2.5, 3.0, 3.5, 5.0, 6.0, 10.0, 15.0, 30.0, 120, 300, 420, 600, 900, 1200, 1500, 1800, 3600, 7200, 14400.

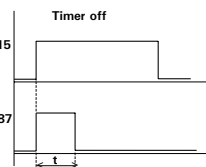
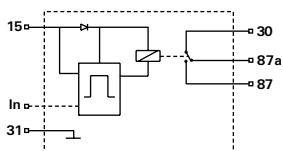
PULSE TIMER RELAY



"Pulse timer" relay; pulse input triggers timed output.

Example timings in seconds: 0.6, 0.8, 1.3, 3.0, 3.5, 7.0, 9.0, 10.0, 15.0, 30.0, 60, 120, 420, 600, 1200, 2700, 3600.

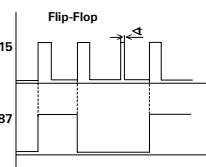
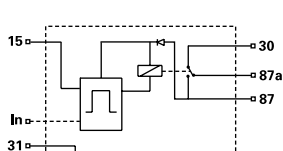
TIMER OFF TIMER RELAY



"Timer off" timer relay; input triggers timed output, unless input is removed.

Example timings in seconds: 0.6, 0.8, 1.3, 3.0, 3.5, 7.0, 9.0, 10.0, 15.0, 30.0, 120, 420, 600, 2700.

FLIP FLOP TIMER RELAY



"Flip-Flop" timer relay; pulse input triggers output on and off (>100ms).

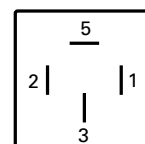
Input can be positive or negative.

TIMER RELAYS

INTERIOR LIGHT DELAY

Interior light delay, 12V. Four terminal connections. Gives 10 second delay to interior lights, universal application.

1 = door switch
2 = + feed
3 = - earth
5 = - side of lamp

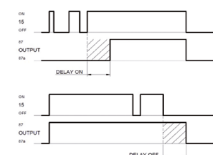
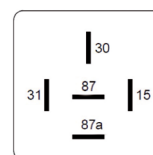


PART NO.	DESCRIPTION	QTY
0-743-12	Interior light delay, 12V	1

ADJUSTABLE PROGRAMMABLE TIMER RELAY

Relay, adjustable programmable timer. 12V delay on or off 0.5 sec to 360 min.

PART NO.	DESCRIPTION	QTY
0-742-12	12V	1
0-742-24	24V	1

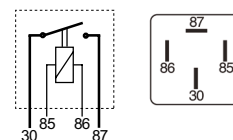


MAKE & BREAK RELAYS

MICRO MAKE & BREAK RELAYS

NORMALLY OPEN (NO) 4 x 6.3MM TERMINALS

DESCRIPTION	PACK 1	PACK 10	PACK 100
	PART NO.	PART NO.	PART NO.
12V, 30A, with bracket	0-727-12	2-727-12	3-727-12
24V, 20A, with bracket	0-727-24	2-727-24	3-727-24



DURITE PRODUCTS CAN BE USED ON ELECTRIC VEHICLES (EV)

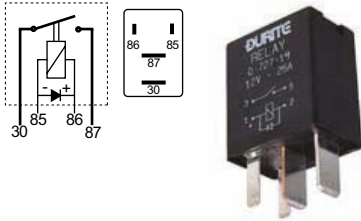
Durite products are of the highest quality, making them perfect for your Electric Vehicles.



Top picks for EVs

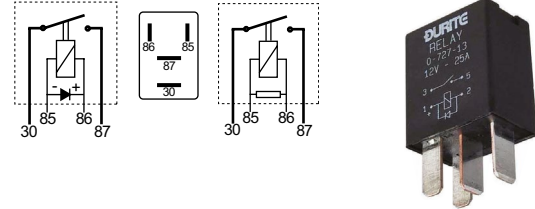
RELAYS & FLASHER UNITS RELAYS MINI MAKE & BREAK RELAYS

2 x 6.3MM & 2 x 2.8MM TERMINALS



PART NO.	DESCRIPTION	QTY
0-727-19	12V, 25A, sealed, with diode	1
0-727-29	24V, 10A, sealed, with diode	1

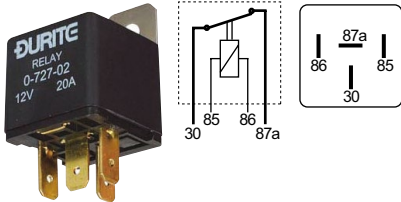
2 x 6.3MM & 2 x 4.8MM TERMINALS



DESCRIPTION	PACK 1	PACK 100
	PART NO.	PART NO.
12V, 25A, sealed, with Diode	0-727-13	3-727-13
24V, 10A, sealed, with Diode	0-727-25	3-727-25
12V, 25A, sealed, with Resistor	0-727-11	-

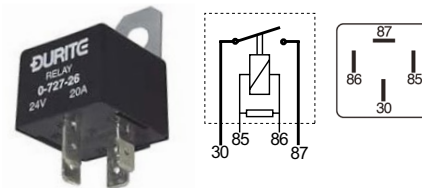
MINI MAKE & BREAK RELAYS

NORMALLY CLOSED (NC) 4 x 6.3MM TERMINALS



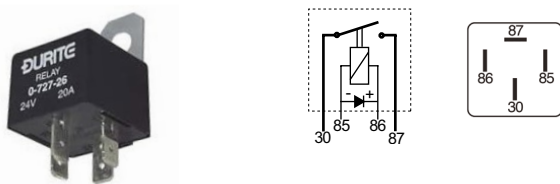
PART NO.	DESCRIPTION	QTY
0-727-02	12V, 20A, with bracket	1

WITH RESISTOR (NO) 4 x 6.3MM TERMINALS



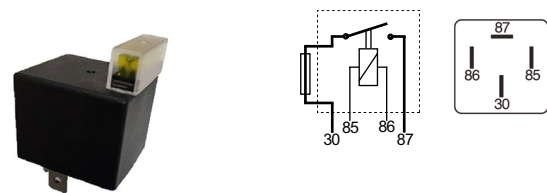
PART NO.	DESCRIPTION	QTY
0-727-15	12V, 30A, sealed with resistor and without bracket	1
0-727-27	24V, 20A, sealed with resistor and without bracket	1

WITH DIODE (NO) 4 x 6.3MM TERMINALS



DESCRIPTION	PACK 1	PACK 10
	PART NO.	PART NO.
12V, 40A, with diode and bracket	0-727-16	2-727-16
24V, 30A, with diode and bracket	0-727-28	-
12V, 30A, with diode and bracket	0-727-14	-
24V, 20A, with diode and bracket	0-727-26	-


4 X 6.3MM FUSED RELAY (NO)



PART NO.	DESCRIPTION	QTY
0-726-13	12V, 20A, with splash proof cover	1
0-726-25	24V, 15A, with splash proof cover	1


RELAYS & FLASHER UNITS RELAYS MINI MAKE & BREAK RELAYS

FUSED (NO) 4 x 6.3MM TERMINALS



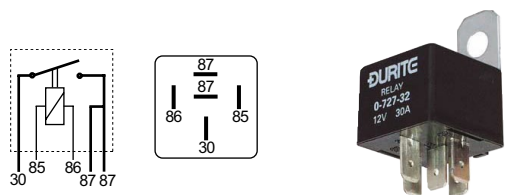
DESCRIPTION	PACK 1	PACK 10
	PART NO.	PART NO.
6V, fused 30A, with bracket	0-726-06	-
12V, fused 20A, with bracket	0-726-12	2-726-12
24V, fused 15A, with bracket	0-726-24	2-726-24

4 x 6.3MM "A" TYPE TERMINALS (NO)



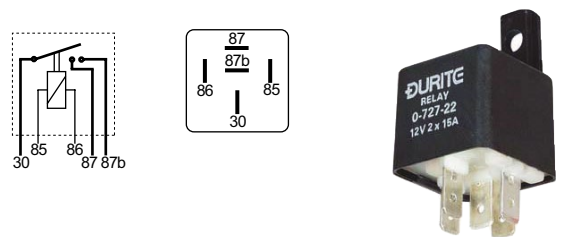
PART NO.	DESCRIPTION	QTY
0-727-62	12V, 30A, with bracket	1
0-727-74	24V, 20A, with bracket	1

TWIN (NO) 5 X 6.3MM TERMINALS



DESCRIPTION	PACK 1	PACK 10
	PART NO.	PART NO.
12V, 40A, with bracket	0-727-32	2-727-32
24V, 20A, with bracket	0-727-44	2-727-44

DOUBLE (NO) 5 X 6.3MM TERMINALS

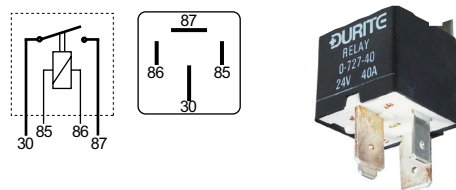


PART NO.	DESCRIPTION	QTY
0-727-22	12V, 2 x 25A, with bracket	1
0-727-34	24V, 2 x 15A, with bracket	1

HEAVY-DUTY, NORMALLY OPEN

2 x 6.3mm and 2 x 9.5mm terminals.

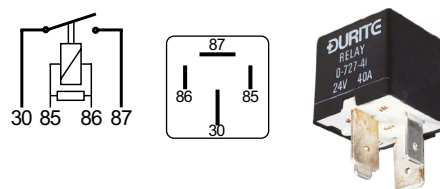
DESCRIPTION	PACK 1	PACK 10	PACK 100
	PART NO.	PART NO.	PART NO.
12V, 70A, with bracket	0-727-70	2-727-70	3-727-70
24V, 40A, with bracket	0-727-40	2-727-40	-
24V, 70A, sealed with bracket	0-727-47	2-727-47	-



HEAVY-DUTY, WITH RESISTOR (NO)

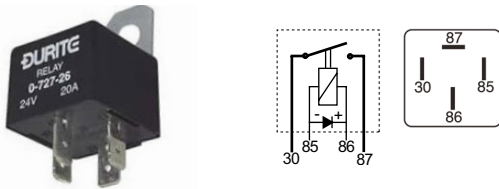
2 x 6.3mm and 2 x 9.5mm terminals.

DESCRIPTION	PACK 1	PACK 10
	PART NO.	PART NO.
12V, 70A, sealed, with resistor, without bracket	0-727-71	2-727-71
12V, 100A, sealed, with resistor, without bracket	0-727-72	-
24V, 40A, sealed, with resistor, without bracket	0-727-41	-
24V, 50A, sealed, with resistor, without bracket	0-727-42	-



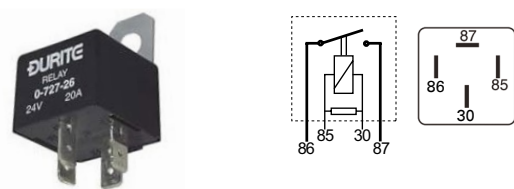
RELAYS & FLASHER UNITS RELAYS MINI MAKE & BREAK RELAYS

4 X 6.3MM "A" TYPE TERMINALS & DIODE (NO)



PART NO.	DESCRIPTION	QTY
0-727-64	12V, 40A, with diode and bracket	1
0-727-76	24V, 30A, with diode and bracket	1

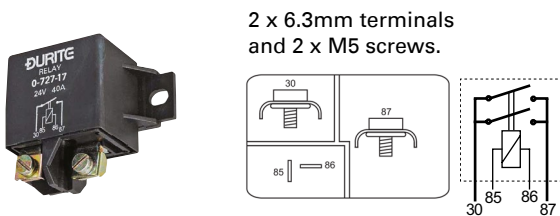
4 X 6.3MM "A" TYPE TERMINALS & RESISTOR



PART NO.	DESCRIPTION	QTY
0-727-63	12V, 30A, sealed, with resistor, without bracket	1

OTHER MAKE & BREAK RELAYS

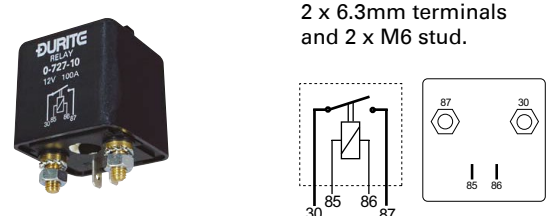
HEAVY-DUTY, NORMALLY OPEN



2 x 6.3mm terminals and 2 x M5 screws.

PART NO.	DESCRIPTION	QTY
0-727-07	12V, 75A, with bracket	1
0-727-17	24V, 50A, with bracket	1

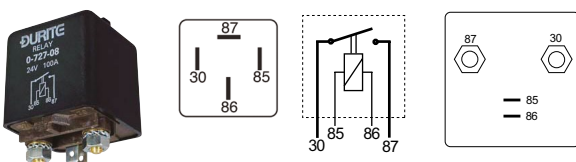
EXTRA HEAVY-DUTY, VERTICAL TERMINALS



2 x 6.3mm terminals and 2 x M6 stud.

PART NO.	DESCRIPTION	QTY
0-727-10	12V, 100A, with bracket	1
0-727-06	24V, 60A, with bracket	1

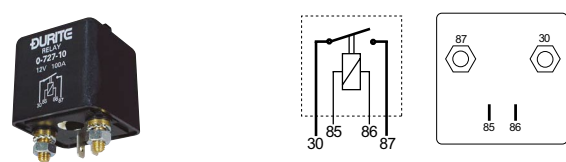
EXTRA HEAVY-DUTY, HORIZONTAL TERMINALS



2 x 6.3mm terminals and 2 x M6 stud.

DESCRIPTION	PACK 1	PACK 50	PACK 100
	PART NO.	PART NO.	PART NO.
12V, 120A, with bracket	0-727-18	2-727-18	3-727-18
12V, 120A, with diode & bracket	-	-	4-727-18
24V, 100A, with bracket	0-727-08	-	-

12V 200A EXTRA HEAVY-DUTY MAKE/BREAK



2 x 6.3mm terminals and 2 x M6 studs.

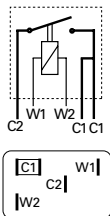
PART NO.	DESCRIPTION	QTY
0-727-09	12V, 200A	1

RELAYS & FLASHER UNITS RELAYS CHANGE-OVER RELAYS

6RA TYPE



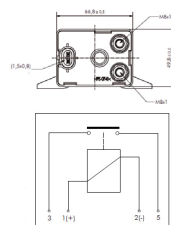
Lucas replica.



5 x 6.3mm terminals, neoprene sealed. Replace SRB111, 113.

PART NO.	DESCRIPTION	QTY
0-727-20	12V, 30A, with bracket	1

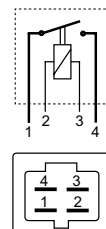
EXTRA HEAVY-DUTY, NORMALLY OPEN



2 x M8 studs. Supplied with connector lead.

PART NO.	DESCRIPTION	QTY
0-727-68	12V, 200A continuous	1

JAPANESE TYPE (NO)

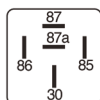
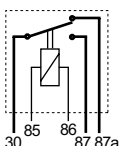


4 x 6.3mm terminals.

PART NO.	DESCRIPTION	QTY
0-727-50	12V, 30A, with bracket	1

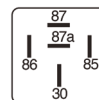
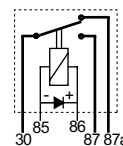
CHANGE-OVER RELAYS
MINI CHANGE-OVER RELAYS

5 x 6.3MM TERMINALS



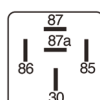
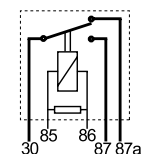
	PACK 1	PACK 10	PACK 100
DESCRIPTION	PART NO.	PART NO.	PART NO.
6V, 30/40A, with bracket	0-728-06	-	-
12V, 20/30A, with bracket	0-728-12	2-728-12	3-728-12
24V, 10/20A, with bracket	0-728-24	2-728-24	3-728-24

WITH DIODE 5 x 6.3MM TERMINALS



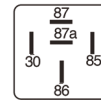
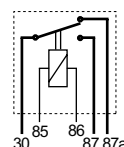
	PACK 1	PACK 10	PACK 500
DESCRIPTION	PART NO.	PART NO.	PART NO.
12V, 30/40A, with diode	0-728-14	2-728-14	4-728-14
24V, 10/20A, with diode	0-728-26	2-728-26	-

WITH RESISTOR 5 x 6.3MM TERMINALS



PART NO.	DESCRIPTION	QTY
0-728-15	12V, 20/30A, sealed with resistor, without bracket	1
2-728-15	12V, 20/30A, sealed with resistor, without bracket	10
0-728-27	24V, 10/20A, sealed with resistor, without bracket	1
2-728-27	24V, 10/20A, sealed with resistor, without bracket	10

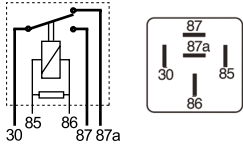
5 x 6.3MM "A" TYPE TERMINALS



PART NO.	DESCRIPTION	QTY
0-728-62	12V, 20/30A, with bracket	1
0-728-74	24V, 10/20A, with bracket	1

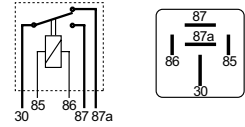
RELAYS & FLASHER UNITS RELAYS CHANGE-OVER RELAYS

5 x 6.3MM "A" TYPE TERMINALS & RESISTOR



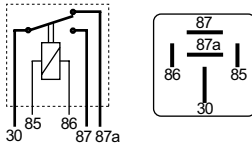
PART NO.	DESCRIPTION	QTY
0-728-63	12V, 20/30A, sealed, with resistor, without bracket	1
0-728-75	24V, 10/20A, sealed, with resistor, without bracket	1

HEAVY-DUTY 2 x 6.3MM & 3 x 9.5MM TERMINALS



PART NO.	DESCRIPTION	QTY
0-728-70	12V, 60/70A, with bracket	1
0-728-40	24V, 30/40A, with bracket	1

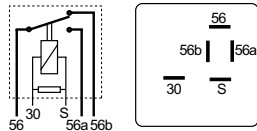
EXTRA HEAVY-DUTY 2 x 6.3MM & 3 x 9.5MM TERMINALS



PART NO.	DESCRIPTION	QTY
0-728-72	12V, 80/100A, sealed, without bracket	1
0-728-42	24V, 40/50A, sealed, without bracket	1

OTHER CHANGE-OVER RELAYS

LATCHING, 5 x 6.3MM TERMINALS

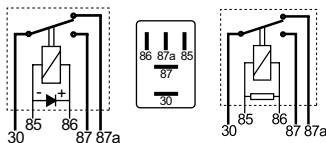


PART NO.	DESCRIPTION	QTY
0-728-02	12V, 25A, with resistor	1
0-728-04	24V, 12A, with resistor	1



Durite offers relays for both 12V and 24V vehicles, including "made-to-order" programmable timer relays. Durite relays are renowned for their high performance, overall quality, reliability and cover over 95% of applications.

MICRO 3 x 4.8MM & 2 x 6.3MM TERMINALS



DESCRIPTION	PACK 1	PACK 10	PACK 100
	PART NO.	PART NO.	PART NO.
12V, 15/25A sealed, with diode	0-728-13	2-728-13	3-728-13
24V, 10/15A, sealed, with diode	0-728-25	2-728-25	3-728-25
12V, 15/25A, sealed, with resistor	0-728-16	-	-
24V, 10/15A, sealed, with resistor	0-728-23	-	-
12V, 30/40A sealed, with resistor	0-728-10	-	-

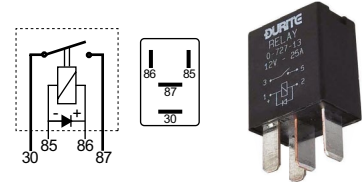
AFTERMARKET RANGE OF RELAYS

MICRO MAKE & BREAK

30A 12V SEALED WITH DIODE 2 x 6.3MM & 2 x 4.8MM TERMINALS

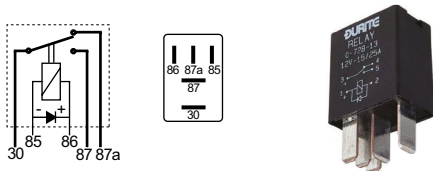
Relay micro make/break 30A 12V sealed with diode.

PART NO.	DESCRIPTION	QTY
0-727-51	12V, 30A, with diode	10
3-727-51	12V, 30A, with diode	100



MICRO CHANGE-OVER

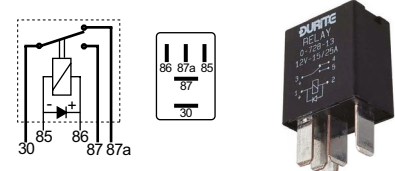
20/30A 12V WITH DIODE 2 x 6.3MM & 3 x 4.8MM TERMINALS



Relay micro change-over 20/30A 12V with diode.

PART NO.	DESCRIPTION	QTY
0-728-31	12V, 20/30A, with diode	10
3-728-31	12V, 20/30A, with diode	100

10/20A 24V WITH DIODE 2 X 6.3MM & 3 VX 4.8MM TERMINALS

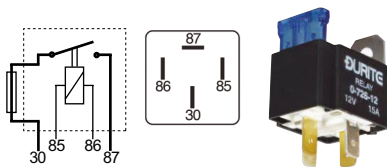


Relay micro change-over 10/20A 24V with diode.

PART NO.	DESCRIPTION	QTY
0-728-30	24V, 10/20A, with diode	10
3-728-30	24V, 10/20A, with diode	100

MINI MAKE & BREAK

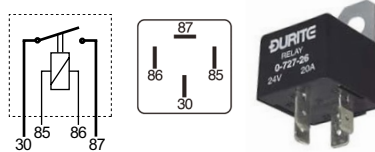
FUSED 15A 24V 4 X 6.3MM TERMINALS



Relay mini make/break fused 15A 24V.

PART NO.	DESCRIPTION	QTY
0-726-30	24V, 15A, fused	10

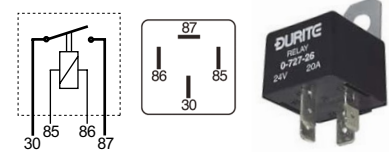
20A 24V 4 X 6.3MM TERMINALS



Relay mini make/break 20A 24V.

PART NO.	DESCRIPTION	QTY
0-727-52	24V, 20A	10
3-727-52	24V, 20A	100

40A 12V 4 X 6.3MM TERMINALS




Relay mini make/break 40A 12V.

PART NO.	DESCRIPTION	QTY
0-727-53	12V, 40A	10
3-727-53	12V, 40A	100

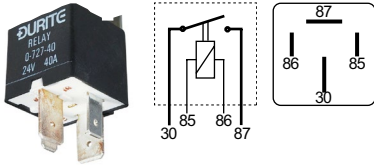


WE'RE ON SOCIAL MEDIA FOLLOW US @DURITELIMITED



MINI MAKE & BREAK

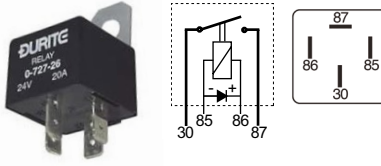
40A 24V 2 X 6.3MM AND 2 X 9.5MM TERMINALS



Relay mini make/break 40A 24V.
2 x 6.3mm and 2 x 9.5mm terminals.

PART NO.	DESCRIPTION	QTY
0-727-54	24V, 40A	10

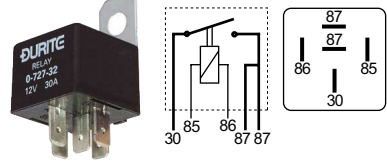
40A 12V WITH DIODE 4 X 6.3MM TERMINALS



Relay mini make/break 40A 12V with diode.

PART NO.	DESCRIPTION	QTY
0-727-55	12V, 40A, with diode	10

TWIN 5 X 6.3MM TERMINAL 40A 12V

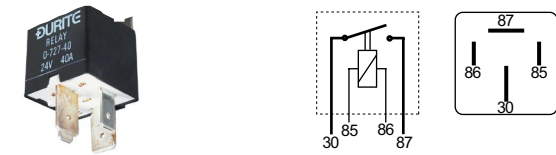


Relay mini make/break twin terminal 40A 12V.

PART NO.	DESCRIPTION	QTY
0-727-56	12V, 40A	10
3-727-56	12V, 40A	100

MINI HEAVY-DUTY MAKE & BREAK

70A 12V 2 X 6.3MM & 2 X 9.5MM TERMINALS



Relay mini heavy-duty make/break 70A 12V.

PART NO.	DESCRIPTION	QTY
0-727-57	12V, 70A	10

SEALED 70A 24V 2 X 6.3MM & 2 X 9.5MM TERMINALS

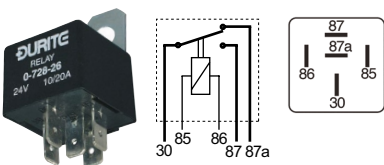


Relay heavy-duty make/break sealed 70A 24V.

PART NO.	DESCRIPTION	QTY
0-727-58	24V, 70A	10

MINI CHANGE-OVER

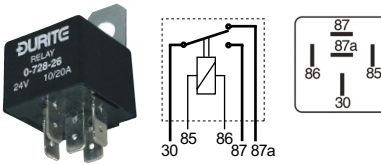
15/20A 24V 5 X 6.3MM TERMINALS



Relay mini change-over 15/20A 24V.

PART NO.	DESCRIPTION	QTY
0-728-32	24V, 15/20A	10
3-728-32	24V, 15/20A	100

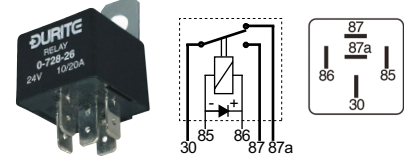
30/40A 12V 5 X 6.3MM TERMINALS



Relay mini change-over 30/40A 12V.

PART NO.	DESCRIPTION	QTY
0-728-33	12V, 30/40A	10
3-728-33	12V, 30/40A	100

30/40A 12V 5 X 6.3MM TERMINALS WITH DIODE



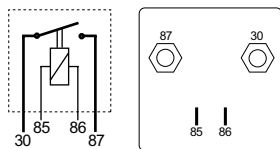
Relay mini change-over 30/40A 12V with diode.

PART NO.	DESCRIPTION	QTY
0-728-34	12V, 30/40A	10
3-728-34	12V, 30/40A	100

RELAYS & FLASHER UNITS RELAYS AFTERMARKET RANGE OF RELAYS

EXTRA HEAVY-DUTY MAKE & BREAK

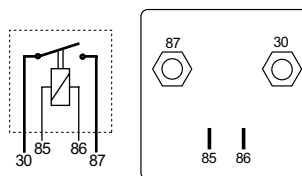
100A 24V



Relay heavy-duty make/break 100A 24V.

PART NO.	DESCRIPTION	QTY
0-727-59	24V, 100A	1

120A 12V



Relay heavy-duty make/break 120A 12V.

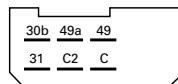
PART NO.	DESCRIPTION	QTY
0-727-60	12V, 120A	1

FLASHER UNITS

UNIVERSAL FLASHER UNITS

Universal pulse generator, 12 or 24V, 1 to 8 x 21W. Negative earth only. There is no bulb failure indication on this unit.

PART NO.	DESCRIPTION	QTY
0-744-00	Universal flasher	1

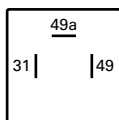


12V FLASHER UNITS



12V 2 x 21 + 5W Popple flasher unit.

PART NO.	DESCRIPTION	QTY
0-606-12	12V, 2 x 21 + 5W	1



12V 2/4 x 21W hazard/flasher unit, low profile case. Negative earth only.

PART NO.	DESCRIPTION	QTY
0-744-22	12V, 2/4 x 21W	1



12V 2/4 x 21W hazard/flasher unit for Rover vehicles. Negative earth only.

PART NO.	DESCRIPTION	QTY
0-744-13	12V, 2/4 x 21W	1

12V FLASHER UNITS



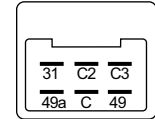
12V 1-4 x 21W hazard/flasher unit.
Negative earth only. There is no bulb failure indication on this unit.

PART NO.	DESCRIPTION	QTY
0-606-11	12V, 1-4 x 21W	1



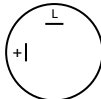
12V 2/4 x 21W hazard/flasher unit.
Negative earth only.

PART NO.	DESCRIPTION	QTY
0-744-12	12V, 2/4 x 21W	1



12V 2 + 1 + 1/8 x 21W hazard/flasher unit for tractors towing one or two trailers. Negative earth only.

PART NO.	DESCRIPTION	QTY
0-744-16	12V, 2 + 1 + 1/8 x 21W	1



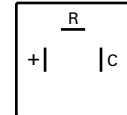
12V 4 x 21 + 5W Pople hazard unit.

PART NO.	DESCRIPTION	QTY
0-606-50	12V, 4 x 21 + 5W	1



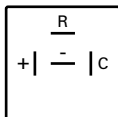
12V 1-6 x 21W hazard/flasher unit.
Negative earth only. There is no bulb failure indication on this unit.

PART NO.	DESCRIPTION	QTY
0-744-11	12V, 1-6 x 21W	1



12V 2/4 x 21 hazard/flasher unit.
Electronic unit replacing hot wire type, without earth.

PART NO.	DESCRIPTION	QTY
0-606-00	12V, 2/4 x 21	1



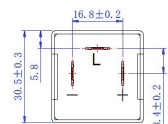
12V 2/4 x 21W hazard/flasher unit.
Negative earth only.

PART NO.	DESCRIPTION	QTY
0-744-38	12V, 2/4 x 21W	1



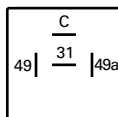
12V 2 + 1/6 x 21W caravan hazard/flasher unit. Negative earth only.

PART NO.	DESCRIPTION	QTY
0-744-62	12V, 2 + 1/6 x 21W	1



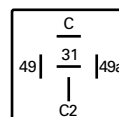
LED flasher unit 12V 0.02A - 20A.

PART NO.	DESCRIPTION	QTY
0-744-10	12V, 0.02A-20A	1



12V 2 + 1/6 x 21W caravan hazard/flasher unit. Negative earth only. C2 and 31 terminals on top.

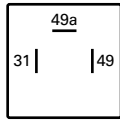
PART NO.	DESCRIPTION	QTY
0-744-37	12V, 2 + 1/6 x 21W	1



12V 2 + 1/6 x 21W caravan hazard/flasher unit. Negative earth only.

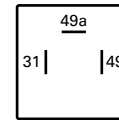
PART NO.	DESCRIPTION	QTY
0-744-36	12V, 2 + 1/6 x 21W	1

24V FLASHER UNITS



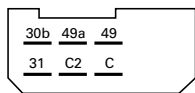
24V 2/4 x 21W hazard/flasher unit.
Negative earth only.

PART NO.	DESCRIPTION	QTY
0-744-24	24V, 2/4 x 21W	1



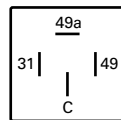
24V 1-6 x 21W hazard/flasher unit.
Negative earth only. There is no bulb failure indication on this unit.

PART NO.	DESCRIPTION	QTY
0-744-23	24V, 1-6 x 21W	1



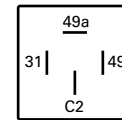
24V 3+1/8 x 21W hazard/flasher unit.
Negative earth only.

PART NO.	DESCRIPTION	QTY
0-744-54	24V, 3+1/8 x 21W	1



24V 2/4 x 21W hazard/flasher unit.
Negative earth only.

PART NO.	DESCRIPTION	QTY
0-744-25	24V, 2/4 x 21W	1



24V 2 + 1/6 x 21W hazard/flasher unit. Negative earth only.

PART NO.	DESCRIPTION	QTY
0-744-26	24V, 2 + 1/6 x 21W	1



REQUIRE ADDITIONAL HELP?

Durite's expert technical team is on hand and dedicated to providing the best support for you, from training videos, product articles, to on-site visits.

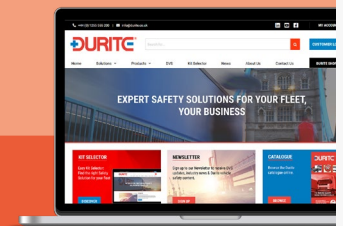


Whenever issues arise, our technical team is here to help.

Scan the QR code to go to the online help desk or email techteam@durite.co.uk



EXPLORE THE RANGE ONLINE,
VISIT WWW.DURITE.CO.UK

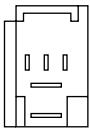


LOOKING FOR VOLTAGE SENSITIVE RELAYS? *See page 228.*



SOCKETS

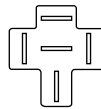
SOCKETS FOR RELAYS AND FLASHER UNITS



Bulkhead socket for micro relays.

- Accepts up to 2 x 2.8mm 3 x 4.8mm and 2 x 6.3mm terminals
- Can be gang mounted
- Supplied with locking terminals

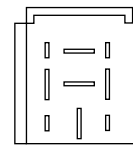
PART NO.	DESCRIPTION	QTY
0-729-03	Bulkhead socket	1
2-729-03	Bulkhead socket	10
3-729-03	Bulkhead socket	100



Universal flying socket for flasher units and relays.

- Accepts up to 5 x 6.3mm terminals
- Supplied with locking terminals

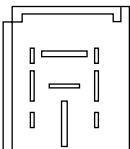
PART NO.	DESCRIPTION	QTY
0-729-02	Universal	1



Bulkhead socket for flasher units and relays.

- Accepts up to 4 x 2.8mm and 5 x 6.3mm terminals
- Can be gang mounted
- Supplied with locking terminals

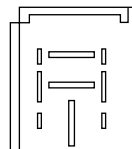
PART NO.	DESCRIPTION	QTY
0-729-00	Bulkhead socket	1
2-729-00	Bulkhead socket	10
3-729-00	Bulkhead socket	100



Bulkhead socket for controllers, flasher units and relays.

- Accepts up to 4 x 2.8mm, 3 x 6.3mm and 2 x 9.5mm terminals
- Can be gang mounted
- Supplied with locking terminals

PART NO.	DESCRIPTION	QTY
0-729-01	Bulkhead socket	1
3-729-01	Bulkhead socket	100



Bulkhead socket for controllers and heavy-duty relays.

- Accepts up to 4 x 2.8mm, 2 x 6.3mm and 3 x 9.5mm terminals
- Can be gang mounted
- Supplied with locking terminals

PART NO.	DESCRIPTION	QTY
0-729-04	Bulkhead socket	1
3-729-04	Bulkhead socket	100

RELAY BOXES

RELAY HOLDERS

4-way mini relay holder.

- Relay box for 4x mini relays
- Supplied with mounting feet, cover and terminals.
- Can be clipped together with fuse box 0-234-66 and relay holder 0-729-06



Q SEE ALSO: Fuse Box 0-234-66 on page 209

PART NO.	DESCRIPTION	QTY
0-729-05	Mini relay holder	1

7-way micro relay holder.

- Relay box for 7x micro relays
- Supplied with mounting feet, cover and terminals.
- Can be clipped together with fuse box 0-234-66 and relay holder 0-729-05



PART NO.	DESCRIPTION	QTY
0-729-06	Micro relay holder	1

SOLENOIDS

UNIVERSAL SOLENOIDS

FOOT OPERATED SOLENOID

Replaces SW-4001, 4005, 4010, 4015, 4201



PART NO.	DESCRIPTION	QTY
0-335-50	Foot operated solenoid	1

MAKE AND BREAK SOLENOID, 150A & 100A

- Isolated return
- Rated at 150A continuous at 12V
- Rated at 100A at 24V



PART NO.	DESCRIPTION	QTY
0-335-06	12V, rated at 150A	1
0-335-07	24V, rated at 100A	1

MAKE AND BREAK SOLENOID, 80A & 50A

- Isolated return
- Rated at 80A intermittent at 12V
- Rated at 50A at 24V
- This solenoid is not waterproof



PART NO.	DESCRIPTION	QTY
0-335-46	12V, rated at 80A	1
0-335-47	24V, rated at 50A	1

CHANGE OVER/REVERSING SOLENOID, 80A & 50A

- Isolated return
- Rated at 80A intermittent at 12V
- Rated at 50A at 24V
- This solenoid is not waterproof



PART NO.	DESCRIPTION	QTY
0-335-56	12V rated at 80A	1
0-335-57	24V rated at 50A	1

CHANGE OVER/REVERSING SOLENOID, 100A

- Isolated return
- Rated at 100A intermittent at 12V
- M8 studs and 6.3mm blade terminals



PART NO.	DESCRIPTION	QTY
0-335-58	12V	1
0-335-59	24V	1

STARTER SOLENOIDS

12V SOLENOID

Lucas 76411, 76415, 76417, 76425, 76426, 76445, 76450, 76460, 76464, 76465, 76766, 76470, 76471, 76485, 76486, 76703, 76772, 76776, 4ST, SRB325

PART NO.	DESCRIPTION	QTY
0-335-00	12V	1



Lucas 76497, 76770, 76771, 76986 (Cold start)

PART NO.	DESCRIPTION	QTY
0-335-01	12V	1



Lucas 76795, 76789, 4ST, SRB335 (Cold start)

PART NO.	DESCRIPTION	QTY
0-335-02	12V	1



24V SOLENOID

Lucas 76735, 76775, 76783, 76788, 76844, SRB322, SRB323, SRB349, SRB350, SRB351

PART NO.	DESCRIPTION	QTY
0-335-08	24V	1



Manual button and isolated return

Lucas 76731, SRB319

PART NO.	DESCRIPTION	QTY
0-335-05	12V	1



Lucas 76732, SRB321

PART NO.	DESCRIPTION	QTY
0-335-04	24V	1



THE BEST SUPPORT TEAM FOR YOU

Durite's expert technical team is dedicated to providing the best support for you.

They manage the testing and configuration of our All-In-One Progressive Safe Systems (PSS) and vehicle safety equipment, ensuring everything runs smoothly.



WHENEVER ISSUES ARISE, OUR TECHNICAL TEAM IS HERE TO HELP

Support available:

- ✓ Installation & training videos
- ✓ Product technical documentation
- ✓ Knowledge base articles
- ✓ On-site support visits
- ✓ Product quality inspections
- ✓ Warranty information & claims
- ✓ General technical assistance




Scan the QR code to go to the online help desk or email

techteam@durite.co.uk

What our customers have said:

"Warranty and returns process is really good and there's no quarrel when we have faulty items. Technical support are always helpful and find out any answers if unsure."

"Good quality, friendly customer services and knowledgeable, helpful technical department."



08

BATTERY CHARGERS & MAINTENANCE



BOOSTER PACKS	276
BATTERY CHARGERS	278
BATTERY TESTERS	282
BATTERY MAINTENANCE EQUIPMENT	283

BRINGING YOU THE LATEST TECHNOLOGY FOR A LONG & CONSISTENT VEHICLE BATTERY LIFE.



LI-POLYMER BOOSTER PACKS

START VEHICLES UP TO 18 LITRES

Highly portable, small and compact with a self-contained battery booster that can start 12/24V vehicles in seconds.



Compatible with both petrol and diesel vehicles



Digital battery life display; Know how much power is left



Latest battery technology; Long & consistent battery life



Charge from Mains or 12VDC lighter socket

12/24V LITHIUM POLYMER BATTERY BOOSTER PACK



Smart jump leads



"Start vehicles up to 18 litres."

- Capacity; 56,000mAh (207.2Wh)
- Start current; 1000A, Peak current; 2000A
- 29V/2A super fast charge
- USB output - 5V 3A, Cigarette socket 12V 10A
- 3W LED work light/SOS light
- L 600 x W 188 x H 148.7mm

MOST POWERFUL TO DATE!
SUPPLIED WITH BOTH 12VDC & 230VAC CHARGERS.

PART NO.	DESCRIPTION	QTY
0-649-50	12/24V booster pack	1

12/24V LITHIUM POLYMER BATTERY BOOSTER PACK



LCD state of charge display



"Start vehicles up to 16 litres."

- Capacity; 42,000mAh
- Start current; 600A, Peak current; 1500A
- Cycle life; 1,000 times
- Dual USB output- 1 x 2.1A, 1 x 1.0A
- 3W LED work light/SOS light
- LCD display with battery state of charge indicator
- L 250 x W 247 x H 95mm

PART NO.	DESCRIPTION	QTY
0-649-40	12/24V booster pack	1
0-649-93	UK charger	1



Durite Battery Chargers & Maintenance range includes jump packs, smart chargers and, voltage & battery testers.

BATTERY CHARGERS

HEAVY-DUTY BOOSTER PACKS

12V & 24V AGM BATTERY BOOSTER PACK



**Doubles
power for
12V starts**



Heavy-duty booster packs with high-capacity AGM batteries and double pole 12V & 24V switching technology, internal surge and spike suppression and buzzer warning.

- Up to 7000A peak current
- 5A microprocessor controlled multi-stage charger
- High capacity AGM batteries up to 32Ah
- LED voltage indicator
- 8 hours charging time
- Supplied with 2m cable & 500A insulated power clamps
- Power coated steel casing

PART NO.	VOLTAGE	START CURRENT	COLD CRANK	PEAK CURRENT	CAPACITY	WEIGHT	DIMENSIONS	QTY
0-649-42	12V	1,900A	700A	4,400A	2 x 22Ah	26Kg	L 400 X W 210 X D 205mm	1
	24V	950A	350A	2,200A				
0-649-43	12V	1,900A	900A	7,000A	2 x 32Ah	28Kg	L 420 X W 270 X D 25mm	1
	24V	950A	450A	3,500A				

HEAVY-DUTY WITH START-ASSIST

12/24V 30A HEAVY-DUTY BENCH START-ASSIST/CHARGER



- With charge timer for professional use
- 'Automatic' or 'Manual' and 'Hi' or 'Low' charge rate options with 100A 'Start-Assist' and thermal auto-reset overload protection
- Powder coated steel case
- Supplied with crocodile clip and leads

PART NO.	DESCRIPTION	QTY
0-648-30	12/24V, 30A	1
0-648-31	110VAC input	1

6/12V 15A BENCH START-ASSIST/CHARGER

Charger starter for 6/12V STD, AGM, GEL, LiFePo4 batteries



- 230VAC Charger (2-15A)
- Starter (75A, 150A Peak)
- Protected to IP20
- Overcharge, short circuit and reverse polarity protection
- CE and UKCA approved

PART NO.	VOLTAGE	CHARGER	START CURRENT	PEAK AMP	QTY
0-648-25	6V	2A	75A	150A	1
	12V	2A/15A			

6/12/24V, 60A START-ASSIST/CHARGER

- With charge timer for professional use
- 'Hi', 'Medium' and 'Low' charge rate options with 12V, 175A 'Start Assist', voltmeter, ammeter and thermal auto-reset overload protection
- Powder coated steel case, rubber wheels and chromium plated handle
- Supplied with crocodile clip and leads

PART NO.	DESCRIPTION	QTY
0-648-80	60A	1



HEAVY-DUTY TROLLEYS

12/24V HEAVY-DUTY SMART TROLLEY CHARGER, 200A 12V STARTER

The heavy-duty smart trolley charger/starter for 12/24V, STD, AGM, and GEL batteries is fully automatic, with a one button operation and can be easily wheeled anywhere.

- Starting current 200A (12V only)
- Input voltage 220-240VAC
- Protected to IP20
- 3 charge settings, rapid, fast & normal
- Protected against overcharge, short circuit and reverse polarity
- Supplied with smart clamp leads
- Handy storage area for small tools
- UKCA, RoHs and CE approved
- L 390 x W 270 x H 800mm
- 16Kg

PART NO.	VOLTAGE	STD	AGM	GEL	RAPID CHARGE	FAST CHARGE	NORMAL CHARGE	QTY
0-648-50	12V	14.4V	14.1V	14.7V	60A	30A	10A	1
	24V	28.8V	28.2V	29.4V	30A	15A	5A	



12/24V HEAVY-DUTY CRANK MASTER TROLLEY STARTER

The heavy-duty crank master starter for 12/24V AGM, GEL, Deep Cycle, WET, MF batteries includes two high quality internal batteries (2 x 45Ah).

- Input 12VDC (2-10A)
- Output 12/24VDC
- 2 x 45Ah AGM internal batteries
- Protected to IP21
- Cable length 1.77m
- Overcharge, short circuit and reverse polarity protection
- L 393 x W 260 x H 884mm
- UKCA, CE Approved
- 38.4Kg

PART NO.	VOLTAGE	START CURRENT	PEAK AMP	QTY
0-649-80	12V	2000A	9000A	1
	24V	1000A	4500A	



ELECTRIC VEHICLES

EV ONLY PRODUCTS

“

Quality essentials for your Electric Vehicles

”

EV TYPE 2 CHARGER WITH UK 3-PIN PLUG



EV only product



Type 2 Charger with UK 3-Pin plug allows you to charge your vehicle anywhere with Mains power. With an adjustable 6-13A output it can be used to charge any electric vehicles with type 2 charging point and Li-ion battery.

- 110-230V AC, 3.6KW
- Rated current 6A, 8A, 10A & 13A
- LED display control box; Temp, charging time, voltage, current & power
- Protected against short circuit, over/under frequency, over current, leakage current, over temp, overload, over/under voltage and offers ground protection
- Control box protected to IP67. Type 2 connector protected to IP54
- 5m cable
- 2.3Kg
- IEC 62752, IEC 61851 UKCA, CE, RoHS, REACH Approved

PART NO.	DESCRIPTION	QTY
0-648-75	EV type 2 charger	1

SINGLE PHASE EV TYPE 2 EXTENSION CABLE



EV only product



- 5 metre type 2 extension cable
- Single Phase 110-230VAC
- Protected to IP54
- UKCA, CE, RoHS Approved, IEC62196-1 2014, EC62196-2 2017

PART NO.	DESCRIPTION	QTY
0-731-16	16A single phase	1
0-731-32	32A single phase	1

THREE PHASE EV TYPE 2 EXTENSION CABLE



EV only product



- 5 metre type 2 extension cable
- Three Phase 480VAC
- Protected to IP54
- UKCA, CE, RoHS Approved, IEC62196-1 2014, EC62196-2 2017

PART NO.	DESCRIPTION	QTY
0-731-17	16A three phase	1
0-731-33	32A three phase	1

BATTERY CHARGERS

BENCH BATTERY CHARGERS | FIXED OUTPUT

6/12V 1A BATTERY CHARGER/MAINTAINER

- Charging 6/12V lead-acid battery only
- Input AC 100V-240V
- Rated current 1A
- Output max 7.2V DC/14.4V DC
- 3 stage charging
- L 125 x 690 x W 720mm
- CE approved



Suitable for 6 or 12V vehicles



PART NO.	DESCRIPTION	QTY
0-647-31	1A	1

6/12V 4A OR 6.5A BATTERY CHARGER/MAINTAINERS



9 stage charging

- 6/12V
- Input AC 200V-240V Lead-Acid battery, AGM and Li-Phosphate battery only
- Rated current 4A or 6.5A
- Protected to IP65
- CE approved

Li-phosphate charger.

PART NO.	DESCRIPTION	QTY
0-647-34	4A - L 219 x H 53 x W 90mm	1
0-647-36	6.5A - L 250 x H 65 x W 111mm	1

12/24V 12A BATTERY CHARGER/MAINTAINER



Suitable for 12 or 24V vehicles

Charging and maintenance for 12/24V normal lead-acid, maintenance-free lead-acid, AGM, GEL and 12V Li-phosphate battery.

- 12/24V Battery 12A
- Input AC 100V-240V
- 9 stage charging
- L 219 x H 123 x W 199mm
- CE approved

Li-Phosphate charger.

PART NO.	DESCRIPTION	QTY
0-647-42	12A	1

12V OR 24V AUTOMATIC AUTOMOTIVE BATTERY CHARGERS

- For all lead/acid batteries, including sealed for life, gel and maintenance free
- Features: micro chip controlled three stage charging, allowing the charger to be left permanently connected without harming the battery
- On/off switch, detachable wall-mount brackets, supplied with crocodile clips and leads

PART NO.	DESCRIPTION	QTY
0-647-06	12V, 6A	1
0-647-10	12V, 10A	1
0-647-55	24V, 5A	1
0-647-20	12V, 20A, input 100 - 240VAC, 50 - 60Hz	1
0-647-60	24V, 10A, input 100 - 240VAC, 50 - 60Hz	1



BATTERY CHARGERS BATTERY CHARGERS

PLUG TYPE BATTERY CHARGERS & LEAD SET

AUTOMATIC AUTOMOTIVE BATTERY CHARGERS



- For all lead/acid batteries, including sealed for life, gel and maintenance free
- Features: micro chip controlled three stage charging, allowing the charger to be left permanently connected without harming the battery
- Supplied with crocodile clip and leads
- Input 100-240VAC, 50-60Hz

PART NO.	DESCRIPTION	QTY
0-647-02	12V, 2.7A	1
0-647-04	24V, 1.5A	1

LEAD SETS



- DC cord AWG 20 x 1750mm
- One end with 2-pin plug the other with ring terminals, cigarette lighter/DIN plug or crocodile clips
- Compatible with 0-647-02/03/04, 0-647-06/10/55

Item shown 0-647-96.

PART NO.	DESCRIPTION	QTY
0-647-96	With 6.00mm ring terminals	1
0-647-97	With cigarette lighter/DIN plug	1
0-647-99	With crocodile clips	1
0-647-98	With 8.00mm ring terminals	1

BATTERY TESTERS
ELECTRONIC TESTERS

DIGITAL BATTERY TESTER

- 12/24V
- Start/charge analyser
- LCD display
- Microprocessor controlled
- Suitable for lead-acid automotive batteries
- Voltage tolerance +/- 3%
- CCA tolerance +/- 5%

Suitable for CCA Capacity:
SAE 100 to 1700
DIN 100 to 1000
IEC 100 to 1000
EN 100 to 1700



PART NO.	DESCRIPTION	QTY
0-524-74	12/24V	1

ELECTRONIC BATTERY TESTER

- 12/24V
- Start/charge analyser
- LCD display
- Microprocessor controlled
- Suitable for lead-acid automotive batteries
- Built in 37mm thermal printer
- Voltage tolerance +/- 3%
- CCA tolerance +/- 5%

Suitable for CCA Capacity:
SAE 100 to 1700
DIN 100 to 1000
IEC 100 to 1000
EN 100 to 1700



Internal printer

PART NO.	DESCRIPTION	QTY
0-524-73	12/24V with internal printer	1
0-524-98	Replacement paper rolls	1

DISCHARGE TESTER

12V DISCHARGE TESTER FOR LEAD-ACID AUTOMOTIVE BATTERIES

Selectable load setting 125A or 250A, and an automatic 10 second test period indicator.

PART NO.	DESCRIPTION	QTY
0-524-00	25A/250A	1



BATTERY MAINTENANCE EQUIPMENT BOX, CLAMPS & CARRIERS

BATTERY BOX WITH BUILT-IN 500W PURE SINE WAVE INVERTER

- 12V Battery Box and built-in Pure Sine Wave Inverter
- 12V-230V
- 500W, 1000W peak power
- High current terminals + -
- Power socket x 2
- Dual USB socket (5V/2.1A, 5V/1A)
- Switch with 10A circuit breaker to protect the socket
- Voltmeter socket: 5V-15V
- 2 x Anderson connectors with 30A fuse
- Over current protection, short circuit protection, fan cooling temperature protection
- Max usable size - W190 x L330 x H230mm

PART NO.	DESCRIPTION	QTY
0-087-60	Battery box with PSW inverter	1



BATTERY BOX

Black PP comes with webbing tie down.



PART NO.	DESCRIPTION	QTY	
0-087-40	Small	W 180 x L 275 x H 200mm	1
0-087-45	Large	W 185 x L 325 x H 200mm	1
0-087-55	Extra large	W 230 x L 450 x H 310mm	1

TWO ARM BATTERY CARRIER

- Acid-resisting Balata belt, 25mm wide
- With quick-fix grips to fit terminal posts
- Hooks for flat battery posts



PART NO.	DESCRIPTION	QTY
0-226-00	Battery carrier	1

BATTERY CHARGERS BATTERY MAINTENANCE EQUIPMENT

BATTERY HOLD DOWN CLAMP



- Punched angle bracket 380mm and two threaded J bolts
- 300mm with wing nuts
- Tin plated
- Adjusts to fit all popular sizes of battery

PART NO.	DESCRIPTION	QTY
0-087-75	Battery hold down clamp	1

BATTERY ACCESSORIES

STANDARD BATTERY POSTS & TERMINALS BRUSH



Brush for cleaning standard battery posts & terminals.

PART NO.	DESCRIPTION	QTY
0-314-50	Brush	1

WIRE BRUSH WITH HARDWOOD HANDLE



3 rows of 35mm long steel bristles.

PART NO.	DESCRIPTION	QTY
0-314-00	Wire brush	1

AUTOMATIC BATTERY FILLER




- Dispenses distilled water
- Automatically stops when the correct level of electrolyte is reached in each battery cell
- 1 litre capacity

PART NO.	DESCRIPTION	QTY
0-149-50	Battery filler	1



WE'RE ON SOCIAL MEDIA FOLLOW US @DURITELIMITED



09

WORKSHOP & TEST EQUIPMENT



INSPECTION LAMPS	286
WIRING TOOLS	290
TEST EQUIPMENT	295
SOLDERING	296
WORKSHOP POWER.....	298

**TRADITIONAL
& SPECIALIST WIRING
TOOLS & WORKSHOP
LIGHTING.**



INSPECTION LAMPS

1200 LUMENS UNDER BONNET LAMP



Rechargeable Lightweight 10W COB LED Under Bonnet Lamp with adjustable body and handles, c brightness, hooks, magnets & type-C USB charging port.

- 10W, 3.7V 4,000mAh Li-ion battery
- 1,200 Lumens; 80-1200LM dimmer switch
- Up to 15 hours work time
- Handles rotate 180°, body rotates 360°
- 2 hooks & magnetic ends
- Protected to IP54
- CE & RoHS approved

PART NO.	DESCRIPTION	QTY
0-542-02	Under bonnet lamp	1

RECHARGEABLE COB LED INSPECTION LAMP WITH AUX TYRE PRESSURE GAUGE



LED IP20 180LM

- 2W, 3.7V, 500mAh Li-ion battery
- Tyre pressure can be read in PSI, BAR, KPA, KG/CM²
- 3 light outputs; top, main 50 & 100%
- LCD screen, belt clip and side magnet
- 2 hours run time, fast charge in only 40 minutes
- Protected to IP20
- L 170 x W 20 x D 30mm
- CE and RoHS approved

PART NO.	DESCRIPTION	QTY
0-699-90	2W inspection lamp with pressure gauge	1


2000 LUMENS HEAVY-DUTY INSPECTION LAMP



LED IP54 2000LM

- 16W, Li-ion 3.7V 5200mAh battery
- COB LED inspection lamp
- Magnetic base/back, hook, 90° fold & 360° twist bottom
- 3 light outputs: top, main 50% & 100%
- 2000 lumens, top light 120 lumens
- Battery state-of-charge indicator
- Plug jack UK charger
- Protected to IP54, IK06
- CE, RoHS approved

PART NO.	DESCRIPTION	QTY
0-699-63	Heavy-duty inspection lamp	1
0-699-93	UK 3-PIN charger	1



WORKSHOP TOOLS & TEST EQUIPMENT WORKSHOP TOOLS INSPECTION LAMPS

DUAL RECHARGEABLE LED INSPECTION LAMP

LED IP52 1000LM

- 10W, 3.7V 4400mAh Li-ion battery
- Strong magnet & hook
- 120° folding design
- 1000 lumens. Spot light 150 lumens
- 3 light outputs: top, 1 side, both sides
- Battery state-of-charge indicator
- Micro USB charging cable & charger
- Protected to IP52, IK08
- CE, RoHS approved

PART NO.	DESCRIPTION	QTY
0-699-62	Dual LED Inspection lamp	1
0-699-92	UK charger	1



WIRELESS CHARGING INSPECTION LAMPS

LED IP68 500LM

- 5W, 3.7V 2600mAh Li-ion battery
- Strong magnet base & hook
- 120° folding design
- 500 lumens. Spot light 300 lumens
- Dimming function 55-500 lumens
- Battery state-of-charge indicator
- Wireless charging pad
- Protected to IP68, IK09
- CE, RoHS approved

PART NO.	DESCRIPTION	QTY
0-699-40	5W Wireless charging inspection lamp	1
0-699-41	3W Wireless charging inspection lamp	1
0-699-91	UK 3-PIN type C wireless charging pad	1



CORDLESS FOLDABLE BASE INSPECTION LAMP

LED IP44 300LM

- 3W, 3.7V 1800mAh Li-ion battery
- Magnet & 108° folding base
- 300 lumens. Top light 20 lumens
- 3 lighting settings: top, main 50% & 100%
- Battery state-of-charge indicator
- Micro USB charging cable
- Protected to IP44
- CE, RoHS approved



PART NO.	DESCRIPTION	QTY
0-699-64	COB LED foldable inspection lamp	1

RECHARGEABLE LED COB INSPECTION LAMP

LED IP54 600LM

- 7W, 3.7V, 2600mAh Li-ion battery
- Main light 600 lumens. Top light 120 lumens
- 5 Battery state indicator LEDs
- Magnetic 360° swivel base & hook
- Battery lasts up to 16.5 hours, up to 4 hours recharge time
- CE, RoHS approved



PART NO.	DESCRIPTION	QTY
0-699-86	LED lamp	1
0-699-95	Euro plug charger	1

MINI INSPECTION LAMP



LED IP20 220LM

- 2W Li-ion 3.7V 2200mAh battery
- COB LED inspection lamp with magnet and hook
- 220 lumens
- USB direct charging
- Protected to IP20
- L 48.6 x W 36.7 x H 160mm
- CE approved



PART NO.	DESCRIPTION	QTY
0-699-74	Mini inspection lamp	1

LED RECHARGEABLE 2 MAGNETS & 2 HOOKS LAMP



LED IP20 300LM

- 3W, Li-ion 3.7V 1800mAh battery
- COB LED inspection lamp with 2 magnets and 2 hooks on back
- 300 lumens
- 2 light output modes: low or high
- USB cable
- Protected to IP20
- L 280 x W 56 x H 35mm
- CE approved



PART NO.	DESCRIPTION	QTY
0-699-68	Rechargeable inspection lamp	1

LED RECHARGEABLE INSPECTION LAMP WITH TOP LED



LED IP20 300LM

- 3W Li-ion 3.7V 1800mAh battery
- COB LED lamp with telescopic body, strong magnet and hook
- 300 lumens
- 2 light output modes: low, high
- USB cable
- L 194 x W 43 x H 32mm
- CE approved



PART NO.	DESCRIPTION	QTY
0-699-67	Inspection lamp	1

CORDLESS COB FOLDABLE INSPECTION LAMP



LED IP54 600LM

- 5W, 3.7V 2600mAh Li-ion battery
- Powerful magnet & swivel
- 120° folding design
- 600 lumens. Top light 120 lumens
- 3 lighting settings: top, main 50% & 100%
- Battery state-of-charge indicator
- USB charging cable & UK plug
- Protected to IP54, IK07
- CE, RoHS approved

PART NO.	DESCRIPTION	QTY
0-699-72	COB LED foldable inspection lamp	1

INSPECTION LAMP WITH 360° ADJUSTABLE NECK



NEW

LED IP20 500LM

- 5W Li-ion 3.7V 2600mAh 18650*1 battery
- COB LED lamp with 360° adjustable neck & 180° rotatable head
- Main light 300, 500 lumens
- Torch 80-100 lumens, magnet & hook
- Protected to IP20, IK07
- Run time: 2-4.5 hours, Torch 12 hours
- L 35 x W 60 x H 200mm
- CE, RoHS approved



🔧 Suitable for work in narrow spaces.

PART NO.	DESCRIPTION	QTY
0-699-52	Adjustable neck inspection lamp	1

INSPECTION LAMP WITH SEAT BELT CUTTER

NEW



LED IP20 200LM

- 2W COB with red SOS function
- Seat belt cutter & glass breaker
- 1W torch and magnet
- Main light 200 lumens, Torch 70 lumens
- Protected to IP20
- 3 x AAA required (supplied)
- Run time 3 hours
- Supplied with in-vehicle mount bracket
- L 47.3 x W 22 x H 158.5mm
- CE, RoHS approved

🔧 Ideal for emergency situations.

PART NO.	DESCRIPTION	QTY
0-699-53	Emergency inspection lamp	1

WORKSHOP TOOLS & TEST EQUIPMENT WORKSHOP TOOLS INSPECTION LAMPS



LOOKING FOR A MAGNETIC LAMP WITH HANDLE?

See pages 79 & 80.

MOTION SENSOR HANDLED LAMP



NEW



LED IP54 1000LM

- 10W, 3.7V 4400mAh Li-ion battery
- COB LED & 100mm motion sensor
- 360° magnetic base
- 120° front/back tilt
- COB 250, 500 or 1000 lumens
- 2-3 hour charge time
- Protected to IP54, IK07
- Up to 10hrs run time
- L 135 x W 55 x H 175mm
- CE, RoHS approved

PART NO.	DESCRIPTION	QTY
0-699-58	Handled lamp	1

MOTION SENSOR LED HEAD TORCH



LED IP54 350LM

- 3W, 3.7V 1200mAh Li-ion battery
- COB LED
- Motion sensor
- COB 350 or 150 lumens
- Torch 150 or 60 lumens
- Full charging time of up to 2.5 hours
- Protected to IP54
- Up to 8hrs run time
- L 300 x W 32 x H 20mm
- CE, RoHS approved

PART NO.	DESCRIPTION	QTY
0-699-59	3W head torch	1

RECHARGEABLE LED HEAD TORCH



3 light modes

LED IP54 200LM

- 2W, 3.7V 600mAh Li-ion battery
- COB LED
- 10CM smart motion sensor
- Strong belt with non-skid grip
- 200 lumens
- 3 light modes - high, eco and sense
- Full charging time of up to 2.5hrs
- USB cable with 230V UK charger
- Protected to IP54, IK07
- CE, RoHS approved

PART NO.	DESCRIPTION	QTY
0-699-61	2W head torch	1

AIR COMPRESSOR

12V PORTABLE TWIN PISTON AIR COMPRESSOR

- 150 PSI max inflation
- Product size: 20 x 24.5 x 9.5cm
- Max voltage: 13.8V. Max Amperage: 23A
- Output volume: 65L/pm, Inflates ordinary car tyre in 3 minutes (>30 PSI)
Max duty cycle: 40 minutes
- 2.5m battery cord with clamp
- 2 nozzle adapters and 1 sports needle
- Comes with robust carry case
- 5m PU retractable cable and 25cm rubber hose with pressure gauge



PART NO.	DESCRIPTION	QTY
0-674-00	12V Air compressor	1

WIRING TOOLS


TOOL BOX

DURITE RED TOOL CABINET



- 400 piece auto repair cabinet trolley
- 7 slide open draws with 6 trays of tools
- L 810 x W 490 x H 950mm


PART NO.	DESCRIPTION	QTY
TOOLBOX1	Tool box	1



Tray 1

Tray 1 - 98Pcs

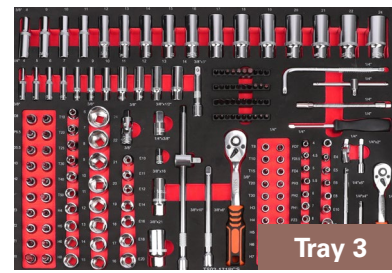
1/2" Dr. Shallow Sockets, 1/2" Dr. Deep Sockets, 1/2" Dr. E Sockets, 1/2" Dr. Bit Sockets, 1/2" Dr. Universal Joint, 3/8" Dr. Spark Plug Socket, 1/2" Dr. Spark Plug Sockets, 1/2" Dr. 3-way Adapter, 1/2" Dr. Extension Bar, 1/2" Dr. Bent Bar, 1/2" Dr. 72 teeth Ratchet Handle, 1/2" Dr. Tyre Socket, 1/2" Dr. Bit Holder, 1/2" Dr. Tools Sockets, Adapter, 1/2" Dr. S2 Bit (8mm x 30mm)



Tray 2

Tray 2 - 34Pcs


S2 Allen Key, S2 Tors Allen Key, Auto Electrical Tester, Adjustable Pre-set Torque Wrench, Vernier Caliper, Filter Wrench With 3 Legs, LED Hand lamp, Utility Knife, Wood Handle Hammer, Wood Handle Hammer, Air Gun, Precision Pick and Hook Set, 1/2 Dr. Bit Socket (125mm L, S2, T52)



Tray 3

Tray 3 - 168Pcs


3/8" Dr. Shallow Sockets, 3/8" Dr. Deep Sockets, 3/8" Dr. Bit Socket, 3/8" Dr. E Sockets, 3/8" Dr. Extension Bar, 3/8" Dr. 3-ways Adapter, 3/8" Dr. Universal Socket, 3/8" Dr. Adapter, 3/8" Dr. 72teeth Ratchet Handle, 1/4" Dr. Shallow Sockets, 1/4" Dr. Deep Sockets, 1/4" Dr. Bit Sockets, 1/4" Dr. E Socket, 1/4" S2 Bit, 1/4" Dr. Universal Socket, 1/4" Dr. Bit Holder, 1/4" Dr. Bent Bar, 1/4" Dr. Sliding Bar, 1/4" Dr. Extension Bar, 1/4" Dr. Flexible Extension Bar, 1/4" Dr. Spinner Handle, 1/4" Dr. 72 teeth Ratchet Handle



Tray 4

Tray 4 - 38Pcs


Combination Spanner, Double Offset Ring Spanner, Double Open-End Spanner, Combination Ratchet Spanner, Flare Nut Wrench, 12" Adjustable Wrench



Tray 5

Tray 5 - 25Pcs

Circle Pliers 175mm, 6" Needle Nose Pliers, 6" Diagonal Cutting Pliers, 8" Combination Pliers, 10" Locking Pliers, 8" Slip-Joint Pliers, Break Screw Extractor, Screwdriver With Through Tang, Screwdriver



Tray 6

Tray 6 - 37Pcs

20PM Air Coupling, 1/4" Dr. Pneumatic Engraving Grinding Machine, 1/2" Dr. Heavy-Duty Pneumatic Ratchet Wrench, 1/2" Dr. Mini Pneumatic Impact Wrench, 1/2" Dr. Heavy-Duty L-Type Bent Bar, Outer 7-Sided Nut Sleeve, 1/2" Fx3/8" M Heavy-Duty Variable Head, 1/2" Fx3/4" M Heavy-Duty Variable Head, 1/2" Dr. Heavy-Duty Universal Joint, 1/2" Dr. Heavy-Duty Deep Sockets, 1/2" Dr. Heavy-Duty Sockets

CRIMPING TOOLS


CRIMPING TOOLS

Will also cut or strip six sizes of cable.



For the three sizes of pre-insulated terminals and ignition terminals.

PART NO.	QTY
0-702-00	1



For three sizes of un-insulated terminals and ignition terminals.

PART NO.	QTY
0-703-00	1



For the three sizes of pre-insulated terminals and ignition terminals.

PART NO.	QTY
0-702-10	1

RATCHET CRIMPING TOOLS

- The crimp must be complete before the tool ratchet can be released
- Pressure can be adjusted



PART NO.	DESCRIPTION	QTY
0-702-50	For pre-insulated terminals	1
0-703-54	For heat shrink terminals	1



For medium to large un-insulated terminals.

PART NO.	QTY
0-703-50	1



For 'Econoseal' and 'Superseal' terminals, wire sizes 0.5 to 2.0mm².

PART NO.	QTY
0-703-51	1



For 'Junior PowerTimer' terminals, wire sizes 0.5 to 2.0mm².

PART NO.	QTY
0-703-52	1



For 'JuniorTimer' terminals, wire sizes 0.5 to 2.0mm².

PART NO.	QTY
0-703-53	1



For 4 sizes of un-insulated and tube terminals from 10mm² to 35mm² cable.

PART NO.	QTY
0-703-60	1

WORKSHOP TOOLS & TEST EQUIPMENT WIRING TOOLS CRIMPING TOOLS

Jaws

H2 - Superseal 1.5 (small & large)
H3 - Superseal 1.5 (medium)

H6 - Weather Pack (small)
H7 - Weather Pack (large)
K7 - Deutsch Solid (size 10/16/12)

L - JPT
L1 - JPT/MCP

9" PLUS QUICK CHANGE RATCHET CRIMPER KIT WITH DELPHI WEATHER PACK



- 47 piece ratchet crimper kit supplied in BMC
- Suitable for: Delphi weather pack terminals, Junior power timer contacts & Deutsch contacts

Kit includes;
1 x 9" plus quick change ratchet crimper
5 x Jaws (H6, H7, K7, L, L1)
1 x 7" 4-way wire stripper
8 x Ø1.4 wire seal for delphi weather pack
8 x Ø2.5 wire seal for delphi weather pack
8 x delphi weather pack terminals 0.5-0.85mm²
8 x delphi weather pack terminals 1.25-2mm²
8 x storage boxes

PART NO.	QTY
0-703-30	1

**Delphi
Weather
Pack**

9" PLUS QUICK CHANGE RATCHET CRIMPER KIT WITH SUPERSEAL TERMINALS



- 47 piece ratchet crimper kit supplied in BMC
- Suitable for: 1.5 Superseal terminals, Junior power timer contacts & Deutsch contacts

Kit includes;
1 x 9" plus quick change ratchet crimper
5 x Jaws - H2, H3, K7, L, L1
1 x 7" 4-way wire stripper with lock
8 x Ø1.0 wire seal with 1.5 superseal
8 x Ø1.4 wire seal for 1.5 superseal
8 x male & female superseal terminals 0.3-0.5mm²
8 x male & female superseal terminals 0.85-1.25mm²
8 x storage boxes

PART NO.	QTY
0-703-40	1

**Superseal
Terminals**

HEAVY-DUTY CRIMPING TOOL



Heavy-duty crimping tool, sprung loaded punch, crimping can be achieved in vice or with hammer. Suitable for our copper tube connectors up to cable CSA of 95mm².


PART NO.	QTY
0-703-90	1

HEAVY-DUTY HAND CRIMPING TOOLS



Large crimping tool for un-insulated and tube terminals. Adjustable crimp for 10mm² to 120mm² cable.

PART NO.	QTY
0-703-80	1



Heavy-duty crimping tool for uninsulated tube terminals. Creates hexagonal crimps for 6, 10, 16, 25, 35, 50, 70, 95, 120mm² conductors. Tool length 660mm.

PART NO.	QTY
0-703-85	1

WORKSHOP TOOLS & TEST EQUIPMENT WIRING TOOLS CRIMPING TOOLS

CRIMPING TOOLS FOR BRASS NIPPLES

Snip-snap tool for inserting solder or crimp nipples into connectors.



PART NO.	QTY
0-004-00	1

Crimping tool for brass nipples.



PART NO.	QTY
0-004-50	1


DEUTSCH CRIMPING TOOL

Deutsch Crimping Tool for D-sub contacts, AWG12-20.



PART NO.	QTY
0-703-20	1

TERMINAL EXTRACTION TOOL SET



Terminal extraction tool set.

PART NO.	QTY
0-703-99	1









WE'RE ON SOCIAL MEDIA

FOLLOW US @DURITELIMITED





FOR STOCK AVAILABILITY

VISIT WWW.DURITE.CO.UK

OR CONTACT INFO@DURITE.CO.UK



Durite's expert technical team is on hand and dedicated to providing the best support for you, from training videos, product articles, to on-site visits.

Whenever issues arise, our technical team is here to help.

Scan the QR code to go to the online help desk



CABLE CUTTERS AND STRIPPERS

8" MULTI-FUNCTION CUTTER



Heavy-duty 8" Multi-function wire cutters, stripper, crimper & cutter

- 56HRC cutting edge teeth
- 45° angled ergonomic handle
- Safety lock
- JIS420 J2 Stainless steel blades
- 10, 12, 14, 16, 18, 20, 22 AWG
- 6-4, 2.5-1.5, 0.5-0.3mm
- Crimper 0.5-16mm²
- RoHS

PART NO.	QTY
0-704-25	1

"CUTS THROUGH 60MM BATTERY CABLE, EVEN WITH YOUR LEFT HAND"

CABLE CUTTERS



Wire side cutters for automotive cables up to 10mm². For soft copper cable only. Spring loaded handles with soft touch insulated grips. 13mm jaw opening, 160mm long.

PART NO.	QTY
0-704-20	1



Heavy-duty wire side cutters for automotive cables up to 16mm². For soft copper cable only. Spring loaded handles with soft touch insulated grips. 22mm jaw opening, 200mm long.

PART NO.	QTY
0-704-21	1



Cable cutter for automotive cables up to 100mm². For soft copper cable only.

PART NO.	QTY
0-704-55	1

CABLE STRIPPERS



Stripping tool for 6 cable sizes up to 5mm². Incorporates cable cutter.

PART NO.	QTY
0-704-05	1



Stripping tool for cable up to 4mm². Incorporates cable cutter and crimper.

PART NO.	QTY
0-704-00	1




**SIGN UP TO DURITE'S E-NEWS
FOR THE LATEST PRODUCT,
INDUSTRY & REGULATORY
NEWS. WWW.DURITE.CO.UK**

TEST EQUIPMENT

MULTIMETER

HAND-HELD DIGITAL MULTIMETER




- Large LCD display for basic functions
- Powered by 2AAA batteries
- CE approved

DC volts.....0 - 500V
 AC volts.....250V/200V
 DC amps.....2mA - 10A
 Resistance Ω.....200Ω - 20MΩ
 Temperature °C.....-40 to 1000
 Diodetest.....Yes
 Continuity buzzer.....Yes
 Low battery sign.....Yes
 Display.....3½ digit <1999
 Auto 'OFF'.....15 Minutes
 Ranging.....Manual
 LCD size.....15 x 48mm
 Dimensions.....133x77x36mm

PART NO.	DESCRIPTION	QTY
0-798-00	Multimeter	1
0-798-96	Replacement lead set	1

AMMETER

INDUCTION AMMETER



- 30-0-30 amps
- Indicates approximate current and direction of flow when clipped to cables
- 57mm diameter

PART NO.	DESCRIPTION	QTY
0-534-30	Induction ammeter	1
0-534-75	75-0-75A version	1

DIAGNOSTICS

MEMORY SAVER TO FIT OBDII PLUG



- 12V memory saver
- Used to avoid the loss of memory during the battery replacement
- Clear LED indicators
- Low power warning when power is low
- Short circuit and polarity protection
- Fits OBDII sockets
- Supplied with crocodile clips and lead for 9V alkaline battery

PART NO.	DESCRIPTION	QTY
0-534-13	Memory saver	1

CIRCUIT & FUSE TESTERS

'ENERGY PROBE'



Energy probe for 12-48Vdc systems
 Multi-functional auto-electrician's circuit testing tool with LCD display.

- Voltmeter
- Tests DC polarity
- Tests circuit continuity
- Energises or powers components
- Indicates HT pulses, peak voltage
- RPM calculation

PART NO.	DESCRIPTION	QTY
0-534-70	Energy probe	1

HAND-HELD CIRCUIT TESTER



- Detects voltages between 6-24V
- The probe gives easy access to circuits and connectors
- Supplied with 24V bulb and a 1.5 metre lead with clip
- AC mains or high voltages will destroy this tester

PART NO.	DESCRIPTION	QTY
0-534-26	Circuit tester	1

FUSE TESTER PULLER



- Tests different size fuses
- LED light helps identify working fuses
- Tweezer end helps pull out faulty fuse

PART NO.	DESCRIPTION	QTY
0-534-29	Fuse tester puller	1

SOCKET TESTER

MULTI-FUNCTION SOCKET TESTER



- 12V or 24V Multi Function Truck & Trailer Socket Tester
- Test individual functions in a socket; continuous current, charging current from ignition, left & right turning signal, left & right parking light, brake light, fog light & reversing light
- Wireless control box with internal rechargeable Li-ion battery 20Ah 3.7V, (74 Wh)
- Bluetooth 2.4GHz hand-held tester
- Wireless range of up to 12m
- LCD indicates voltage and amp current
- Supplied with 7/13-PIN adaptor cable and BS1363 UK 3-PIN charger plug in a BMC
- UKCA CE

➤ Add 0-534-91 to test 24V tractor units.

PART NO.	DESCRIPTION	QTY
0-534-90	Socket Tester	1



24V 15-PIN ADAPTOR

- 12V 13-PIN Female to 24V 15-PIN male and female
- Max load 150W

1. 12V 13-PIN Female
2. 24V 15-PIN socket to ISO12098
3. 24V 15-PIN plug to ISO12098

➤ Use with 0-534-90 to test 24V vehicles.

PART NO.	DESCRIPTION	QTY
0-534-91	15-PIN adaptor	1

SOLDERING

SOLDERING IRONS

Conforms to BS EN60/335 and BS EN60/335-2.45. With moulded thermo-plastic handles designed for comfort and grip. The tips are nickel-plated solid copper and mains leads are made to BS 6500 with a strain relief to protect the lead where it enters the handle.

MAGNASTAT TEMPERATURE CONTROLLED



- 230V, 200W
- Maintains a tip temperature of 370°C
- Conforms to 89/336/EEC & 73/23/EEC
- CE approved

PART NO.	DESCRIPTION	QTY
0-450-20	Soldering iron	1

HEAVY-DUTY SELF-IGNITING BUTANE 'PYROPEN'



- Heat up time 30 seconds
- Approximately 3 hours operation per charge of gas
- Supplied with hot blow nozzle, torch ejector, and protective cap

PART NO.	DESCRIPTION	QTY
0-450-80	Soldering iron	1

SOLDERING

WOOD RESIN CORED SOLDER



ISO 12224-1 and ISO 9453, 60% tin, 40% lead.

- 18 SWG (1.25mm), 0.5kg

PART NO.	DESCRIPTION	QTY
0-455-58	18 SWG	1

WOOD RESIN CORED SOLDER



ISO 12224-1 and ISO 9453, 40% tin, 60% lead.

PART NO.	DESCRIPTION	QTY
0-455-18	18 SWG (1.25mm), 0.5kg	1
0-455-00	13 SWG (2.50mm), 0.5kg	1
0-460-00	13 SWG (2.50mm), 2.5kg	1

WOOD RESIN CORED LEAD-FREE



ISO 12224-1 and ISO 9453.

PART NO.	DESCRIPTION	QTY
0-455-63	13 SWG (2.50mm), 97% tin 3%, copper, 0.5kg	1
0-455-68	20 SWG (1.0mm), 97% tin, 3% copper, 0.5kg	1

WOOD RESIN CORED LEAD-FREE



ISO 12224-1 and ISO 9453, 96.5% tin, 3.0% silver 0.5% copper.

- 18 SWG (1.25mm), 0.5kg

PART NO.	DESCRIPTION	QTY
0-470-68	18 SWG	1

BLOWPIPE SOLDER



BS219, grade D, 30% tin, 70% lead

- Approximately 560mm long sticks

PART NO.	DESCRIPTION	QTY
0-469-00	Blowpipe solder	10

TINMANS SOLDER



BS219, grade D, 30% tin, 70% lead

- Approximately 350mm long sticks

PART NO.	DESCRIPTION	QTY
0-468-00	Tinmans solder	5

"FLUXRITE" SOLDERING PASTE



Contains zinc and ammonium chlorides in petroleum grease - 100g.

PART NO.	DESCRIPTION	QTY
0-613-00	Soldering paste	1

"BAKER'S' NO 3" SOLDERING FLUID



Contains zinc and ammonium chlorides in a water base.

PART NO.	TYPE	QTY
0-620-00	125ml bottle	1
0-664-25	250ml bottle	1

FLUX FOR ALUMINIUM/COPPER



Flux for soldering aluminium or copper, type "Aluflux". 150gm.

PART NO.	DESCRIPTION	QTY
0-620-01	Soldering flux	1

WORKSHOP TOOLS & TEST EQUIPMENT SOLDERING SOLDER IRONS

BLOW TORCH

BUTANE MICRO BLOW TORCH



Adjustable flame



Micro Torch with aluminum diamond cut metal handle, piezo auto-ignition, and adjustable hard/soft flames.

- Operating temperature of 900°
- Child-resistant safety lock
- Meet BS, US CPSC and CE Safety Standard and Certification and 26258"
- Compliance with ISO 9994: 2005 lighters safety specification
- L 110 x W 65 x H 150mm

PART NO.	DESCRIPTION	QTY
0-450-90	Micro blow torch	1

BUTANE LIGHTER/BLOW TORCH



- For low temperature soldering on 0-001-90 to 93 terminals and heat shrinking of terminals and heatshrink sleeving
- Refillable from standard butane gas lighter refill can

PART NO.	DESCRIPTION	QTY
0-450-99	Butane torch	1

WORKSHOP POWER PLUGS AND SOCKETS

16A PLUGS AND SOCKETS, TO BS4343. FOR OUTDOOR USE



PART NO.	DESCRIPTION	QTY
0-684-19	230V blue trailing socket	1
0-698-19	110V yellow trailing socket	1



PART NO.	DESCRIPTION	QTY
0-684-16	230V blue plug	1
0-698-16	110V yellow plug	1



PART NO.	DESCRIPTION	QTY
0-684-69	230V blue surface mounted socket	1
0-698-69	110V yellow surface mounted socket	1



PART NO.	DESCRIPTION	QTY
0-684-66	230V blue surface mounted plug	1
0-698-68	16A 110V yellow panel mounted socket	1



FOR MORE INFORMATION, VISIT WWW.DURITE.CO.UK
OR CONTACT SALES@DURITE.CO.UK

WORKSHOP TOOLS & TEST EQUIPMENT WORKSHOP POWER PLUGS & SOCKETS

PLUG TOPS WITH SLEEVED PINS & 13A FUSE

Approved to BS 1363/A and ASTA/BSI.



✂ See page 203 for main fuses.

PART NO.	DESCRIPTION	QTY	PART NO.	DESCRIPTION	QTY
0-698-01	White moulded rubber	20	0-698-18	Black moulded rubber	10
5-698-01	White moulded rubber	1	5-698-18	Black moulded rubber	1

POWER SUPPLIES

NEW

LOOKING FOR AN INVERTER WITH CIGARETTE LIGHTER PLUG?

See page 216

BENCH POWER SUPPLY UNITS

- Designed to produce a stable voltage supply for work shop bench testing
- Input 100-240vac, 50 - 60Hz



PART NO.	DESCRIPTION	QTY
0-649-10	12V 10A	1

CABLE REELS

RETRACTABLE CABLE REEL



- Fitted with 7 + 1 metres of 2 core 1mm² 10A PVC insulated mains cable
- Incorporates circuit breaker protection
- Extends with a ratchet stop at every 500mm and has spring assisted rewind
- Protected to IP42
- CE approved

PART NO.	DESCRIPTION	QTY
0-718-08	Retractable cable reel	1

25M EXTENSION REEL



- 25 metres of 1.5mm², 15A, 3 core cable
- 16A 230V mains plug
- Two 16A 230V socket outlets to BS4343

PART NO.	DESCRIPTION	QTY
0-684-25	25m	1

25M EXTENSION REEL




- 25 metres of 1.5mm², 15A, 3 core cable
- 16 amp 110V mains plug
- Two 16A 110V socket outlets to BS/EN60309-2

PART NO.	DESCRIPTION	QTY
0-698-25	25m	1

EXPLORE OUR NEWS

Dive into first-hand experiences that highlight real-world applications and demonstrate the impact of our solutions. Plus keep up to date on the latest company news.



SCAN THE QR CODE TO EXPLORE THE LATEST BLOGS & NEWS



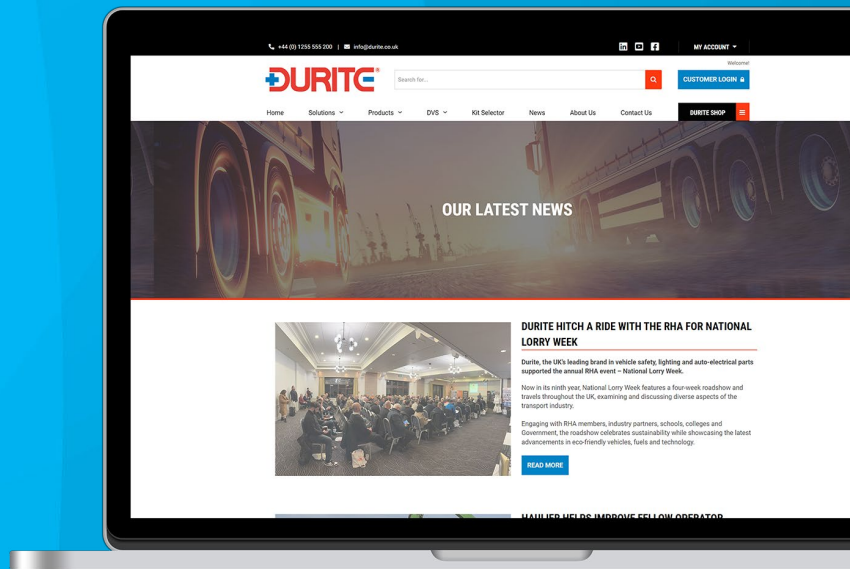
“ENCOURAGING INFORMED DECISION-MAKING”

LATEST NEWS ON THE TOPICS THAT MATTER

- ✓ Vehicle Safety Solutions
- ✓ Industry News
- ✓ Customer Stories
- ✓ Events

“THE TRUSTED QUALITY BRAND FOR PROFESSIONALS”

For the latest Blog content, search 'Blog' in the Durite website search bar.



Follow us & sign up for our E-News to receive expert advice on products, regulations, industry trends & the latest video content showcasing Durite products.

FOLLOW US @DURITELIMITED
SIGN UP TO OUR E-NEWS



INDEX

ALPHABETICAL & NUMERICAL

ALPHABETICAL INDEX

A

Adhesive tapes.....	191
Aerials.....	256
Aftermarket blade fuses.....	200
Aftermarket relays.....	267-269
AI cameras.....	14-16
Air compressor.....	289
Air horns.....	255
Air switches.....	127
Alarm timer relay & switch.....	48
Amber lens LED light bars.....	62
Ammeter.....	295
Angled scene lights.....	88, 89
Anti-corrosive compound.....	163
Arc LED work lamps.....	86
Arrow LED work lamp.....	87
Assorted connector boxes.....	212
Assorted copper tube boxes.....	213
Assorted fuse kit.....	214
Assorted grommets.....	213
Assorted heatshrink boxes.....	213
Assorted pre-insulated terminals.....	211
Assortment boxes.....	212-214
Assortment box stand.....	214
Auxiliary driving lamp.....	84
Awning light.....	96

B

Back up alarms.....	29
Banksman light.....	95
Batten roof lamp.....	92
Battery accessories.....	284
Battery box.....	283
Battery brush.....	284
Battery chargers.....	278, 281

Battery chargers & maintenance.

See pages 275-284

Battery clamp.....	284
Battery filler.....	284
Battery isolators.....	124-126
Battery leads.....	195
Battery maintenance equipment.....	283
Battery terminals & covers.....	163
Battery terminals.....	161-163
Battery testers.....	282, 283
Beacons.....	65
Bench battery chargers.....	281
Blade connectors.....	180
Blade fuse holders.....	211-214
Blade terminals.....	170
Blade type fuse box.....	209
Blind spot systems.....	27, 28
Blow torch.....	298
Blue tooth control box.....	55
Booster cables.....	194
Booster packs.....	276
Box, clamps & carriers.....	283
Brackets.....	85
Brake light camera.....	38, 39
Brake light camera kits.....	23
Brass body connector.....	160
Bulb beacons.....	69
Bulb holders.....	114, 121
Bulb light bars.....	64
12V professional bulbs.....	114
24V professional bulbs.....	115
Bulbs.....	114-121
Bulb work lamps.....	85
Bus bar.....	182
Butt splice connectors.....	160
Buzzers.....	31

C

360° camera systems.....	15
Cable clips.....	189-190
Cable cutters and strippers.....	294
Cable management.....	183-192
Cable reels.....	299
Cables.....	146-155
Cable sleeving.....	186-190
Cable sockets.....	160
Cable ties and accessories.....	189-192

Cable & wiring accessories.

See pages 145-214

Calibration mats.....	15
5" camera system.....	22
9" camera system.....	22
Cameras.....	35-39
Canbus connector module.....	27
CCTV accessories.....	45-49
CCTV adaptors.....	46, 47
CCTV cable.....	45, 46

CCTV kits & vehicle safety.

See pages 7-50

CCTV wireless aerials.....	48
Change-over relays.....	265, 266
Charging clips.....	193
Circuit, brake, fuse & socket testers.....	295
Circuit breakers.....	204
Circuit protection.....	197-214
Combined warning lights.....	57
95mm commercial LED lamp.....	106
140mm commercial LED lamp.....	106
Commercial LED rear lamp.....	97-100
Commercial wiper blades.....	248
Compact modified wave inverters... ..	216

ALPHABETICAL INDEX

Compact sine wave inverter.....	218
Compliant kits	8
Connector accessories.....	159
Connectors	159, 160
Connectors & terminals	161-181
Continental box.....	210
Converters	224-226
Convoluted tubing	183-186
Copper braids.....	196, 197
Crimping tools.....	291-293
Crimp ring terminals.....	173
Cut off relay	48

D

Dashboard gauges.....	244
Dashboard switches.....	130-132
Dash cameras.....	16-19
Delphi connectors.....	176
Deutsch DT series connectors	178
Diagnostics	295
DIN spigots	69
Diodes	204
Direct vision standard (DVS)	8
Discharge testers.....	283
Dome cameras	36
Door and foot switches	142
Double insulated battery cable.....	155
Double pole switches	125, 136, 138
Downlighter.....	90
Driving lamps	84
Durite van.....	258
DVR accessories.....	47
DVR adaptors.....	47
DVR kits.....	10-13
DVRs	33-34

E

Earth straps	196, 197
ECCO back up alarms	29
Econoseal connectors	175
Electric horns.....	253
Electric vehicle chargers.....	280
Electric vehicle power cables.....	158
Electronic split charger	229, 230
Electronic testers	282
Emergency isolators.....	127

Equipment & accessories.

See pages 227-258

External switches.....	124-127
Extra heavy-duty make & break.....	269

F

Fans	256
Female spade terminal heatshrink ..	166
Flasher units	269
Flashing beacons	69
Flat twin core PVC auto cable.....	150
Flexible mains cable	156
Flexible starter cable BS6862.....	154

FORS & CLOCS.....	9
Forward facing cameras	35
Fuse holders	206-210
Fuses	197-205
Fuses boxes.....	208-210

G

Gauge accessories.....	244
Gauges	240-243
Glass fuses.....	203
Grommets.....	188

H

Handle work lamps	79, 80
Harness accessories & tape	191, 192
Heavy-duty LED work lamps	78, 79
HDSCS terminals	179
HDSCS wire seals	179
Headlamp & auxiliary bulbs	114, 115
Headlamps.....	112
Heavy-duty battery chargers ..	278, 279
Heavy-duty booster packs.....	278
Heavy-duty cables.....	154, 155
Heavy-duty modified wave inverter	217
Heavy-duty red line lamps.....	87
Heavy-duty sealed connector series.	179
Heavy-duty sine wave inverters	219
Heavy-duty trolley	279
Heavy-duty work lamps.....	78, 79
High beam/position lamps.....	84
High current connectors	159, 160
Horns	253-255

I

Ignition cables.....	156
Ignition switches.....	128
Ignition terminals.....	174
Individual vehicle lights	106, 107
Industrial gauges	241, 242
In-line fuse holders.....	208
Inspection lamps.....	286-289
Integrated CCTV & DVR kits	13
Interior/exterior lights	88-96
Intermittent back up alarm	30
IR jack	33, 34

J

Jcase type fuses.....	202
Junction boxes.....	182
Junior timer connectors.....	175
Junior timer terminals.....	175

L

Labcraft.....	94-96
LED bar work lamps.....	81, 82
LED beacons.....	65-68
LED driving lamps.....	82-84
LED fuse box and busbar	210

LED light bars	60-64
LED marker lamps.....	108-110
LED modular rocker switches.....	130
LED panic button.....	47
LED rectangular work lamps	81
LED reversing lamps.....	75
LED warning lights.....	52-59
LED work lamps	70-85
LED work lamps & amber warning.	77, 78
Left turn speaker	30, 31
Light bars	60-64

Lighting. See pages 51-122

Linear interior lamps	92
Line spot lamps	86
Li-polymer booster packs	276, 277
4G live streaming DVR kit.....	12
Low speed trigger module.....	27
Lucas replica.....	210

M

Magnetic base rear combo lamp	101
Magnetic base work lamps.....	79
Magnetic camera	43
Mains type fuses.....	203
Make & break relays	261
Male spade terminals heatshrink.....	165
Map light	93
Marine	126
Marine gauges.....	242
Marker lamps.....	108
Mate n lock connectors	181
Mcase+ type fuses.....	203
Mega fuse holder	207
Mega & midi type fuse box.....	208
Mega type fuses.....	200, 201
Merchandise	122
Metal ignition switches.....	128
Micro change-over.....	267
Micro make & break relays	261-264
Midi fuse holder	207
Mini change-over relays	265-268
Mini heavy-duty make & break	268
Mini make & break relays.....	262-264
Mirror monitor CCTV kits.....	23-25
Mirrors.....	32
Modified wave inverters	216, 217
Modified wave inverters specs	220, 221
Monitor brackets.....	45
5" monitors	41
7" monitors	40
9" monitors	41
Monitors.....	40-42
Multi-core cables - 3 core	152
Multi-core cables - 4 core	152
Multi-core cables - 5 core	152
Multi-core cables - 7 core	153
Multi-core cables - 8 core	153
Multi-core cables - 13 core.....	153
Multi-frequency back up alarms ..	29, 30
Multi-function alarm.....	31
Multimeter	295
Multiple connectors.....	175-181

ALPHABETICAL INDEX

N

Near side blind spot sensor kits... 26, 27
 Number plate CCTV kits..... 24
 Number plate lamps..... 111

O

Oil & fuel pumps 257
 Other rocker switches 132
 Outline marker lamps..... 110
 Oval roof lamps..... 91
 Overdoor camera..... 37

P

Packard timer connectors 177
 Pal type fuses 201, 202
 Panel mounted fuse holders..... 208
 PE/PVC connectors 181
 PIR sensor interior lamp..... 93
 Plastic ignition switches 129
 Plugs and sockets 298, 299
 Pole connectors..... 159
 Position lights..... 76, 77
 Power cables 157, 158

Power conversion. See pages 215-226

Power inverters 216-219
 Power sockets 233, 234
 Power supplies 299
 Power transfer 193
 Pre-insulated terminals..... 164-169
 Pre-made push button controls..... 143
 Programmable timer relays..... 260
 Projector work lamps 87
 Pure sine wave inverters..... 218, 219, 283
 Push button controls 143, 144
 Push button switches..... 140, 141
 Push/pull switches..... 141

R

R10 warning lights 52
 R65 rotating beacons 69
 R65 rotating light bars..... 64
 R65 warning lights..... 53
 95mm rear lamp..... 105, 106
 140mm rear lamp..... 105, 106
 Rear blind spot sensor kit 27
 Rear cameras..... 37, 38
 Rear combination lamps 97-105
 Rear combo lamps - 3-function..... 105
 Rear combo lamps - 4-function. 102-104
 Rear combo lamps - 5-function 101, 102
 Rear combo lamps - 6-function.. 99, 100
 Rear combo lamps - 7-function... 98, 99
 Rear combo lamps - 8-function..... 97
 Receptacles heat-shrink..... 168
 Rechargeable warning lights..... 59
 Rectangular roof lamps..... 91
 Red flood beam work lamp..... 87

Red position lights..... 76, 77, 79
 Reflectors..... 113
 Reflex reflector 113
 Relay boxes..... 272
 Relays 260-269

Relays & flasher units.

See pages 259-274

Remote battery switches 127
 Retractable cable 245-247
 Reversing alarms 29-31
 Reversing speakers..... 30, 31
 Reversing & warning speakers..... 30, 31
 Right turn speakers..... 30
 Rocker switches 130, 131
 Rotary switches..... 139-132
 Round terminals..... 170
 Round twin core PVC auto cable..... 151

S

Safe zone lamps..... 86, 87
 Scenelite 95
 Schlemmer connectors..... 177
 Scotchlok connectors..... 174
 SD cards..... 47
 Seat belt cutter..... 288
 Siamese battery cable..... 157
 Side camera..... 36
 Side scan kits..... 26, 27
 Sine wave inverters 218, 219, 283
 Sine wave inverters specs 222, 223
 Single core auto cables..... 146-150
 Single function vehicle lights..... 106
 Single pole, plain on/off switches.... 134
 Single pole switches..... 124, 135
 Smart touch screen monitor 42
 Sockets..... 272
 Socket tester..... 296, 297
 Soldering 296
 Soldering accessories..... 297
 Soldering irons..... 296
 Solder terminals..... 172, 173
 Solenoids..... 273
 Speaker cable 156
 Speakers 257
 Special cables..... 156
 Splitter cable 47
 Sports gauges 240
 SSD drives 47
 Starter cable BS6862..... 155
 Starter solenoids..... 273
 Strengthening collars..... 185
 Superseal connectors & terminals.. 176
 Suzi cables 45
 Switches warning lights..... 130, 131

Switches & indicators.

See pages 123-144

T

Tail lamps..... 106
 Tamper seals 18
 Telematics..... 28
 Terminal boxes..... 182
 Terminals 160-174
 Testers..... 295-297
 Test & measuring equipment... 295, 296
 Thin wall single core cables 146-150
 Three positions switches..... 136, 137
 Timer relays..... 261
 Toggle switches 134-138
 Tool box..... 290
 Tractor unit lights..... 98
 Trailer light..... 98-101
 Trailer plug accessories 239
 Trailer plugs 235-238
 Trolleys..... 279
 Twin core cables 150-153
 Type C USB power plug/socket 232, 233

U

Uninsulated terminals..... 169-174
 Universal LED rear combo lamp 100-105
 Universal solenoids..... 273
 Universal trailer plugs & sockets..... 238

V

Van camera systems..... 23, 24
 Van monitors 42
 Vinyl safety signs..... 49
 Voltage converters..... 224, 225
 Voltage converters specs..... 226
 Voltage dropper 46
 Voltage sensitive relays 228

W

Warning flares 58
 Warning lights 52-59, 77, 78
 Warning signs..... 48, 49
 Warning speakers 30, 31
 Washer pumps 251, 252
 Windscreen washer bottles..... 252
 Windscreen washer components... 252
 Windscreen wiper motors 249
 Wiper arms 250
 Wiper blades 248
 Wiper equipment 249
 Wireless cameras..... 42, 43
 Wireless camera systems..... 24, 25
 Wireless monitors..... 44
 Wiring tools 290-294
 Work lamp brackets..... 85
 Work lamps..... 70-85
 Workshop power..... 298, 299

Workshop & test equipment.

See pages 285-300

NUMERICAL INDEX

0-001-01.....	164	0-002-55.....	189	0-005-61.....	174	0-011-14.....	180	0-012-93.....	177
0-001-02.....	164	0-002-56.....	189	0-005-70.....	182	0-011-15.....	180	0-013-00.....	212
0-001-03.....	165	0-002-57.....	189	0-005-71.....	182	0-011-16.....	180	0-013-01.....	181
0-001-05.....	164	0-002-59.....	189	0-005-75.....	182	0-011-17.....	180	0-013-02.....	181
0-001-06.....	164	0-002-62.....	173	0-005-76.....	182	0-011-18.....	180	0-013-03.....	181
0-001-07.....	165	0-002-63.....	190	0-005-96.....	182	0-011-21.....	171, 180	0-013-04.....	181
0-001-09.....	166	0-002-64.....	190	0-005-97.....	182	0-011-22.....	171, 180	0-013-05.....	181
0-001-10.....	169	0-002-65.....	189	0-006-03.....	174	0-011-23.....	171, 180	0-013-06.....	181
0-001-11.....	169	0-002-66.....	190	0-006-10.....	174	0-011-24.....	171, 180	0-013-07.....	181
0-001-12.....	164	0-002-67.....	190	0-006-13.....	174	0-011-30.....	212	0-013-11.....	181
0-001-13.....	165	0-002-68.....	189	0-008-10.....	213	0-011-32.....	178	0-013-12.....	181
0-001-15.....	167	0-002-69.....	189	0-008-15.....	213	0-011-33.....	178	0-013-13.....	181
0-001-16.....	169	0-002-71.....	190	0-008-20.....	160	0-011-34.....	178	0-013-14.....	181
0-001-17.....	166	0-002-72.....	190	0-008-21.....	160	0-011-36.....	178	0-013-15.....	181
0-001-18.....	166	0-002-73.....	190	0-008-22.....	160	0-011-38.....	178	0-013-16.....	181
0-001-19.....	166	0-002-74.....	190	0-008-23.....	160	0-011-39.....	178	0-013-17.....	181
0-001-20.....	164	0-002-75.....	190	0-008-24.....	160	0-011-42.....	178	0-013-21.....	181
0-001-21.....	164	0-002-91.....	190	0-008-25.....	160	0-011-43.....	178	0-013-23.....	181
0-001-22.....	164	0-002-92.....	190	0-008-30.....	160	0-011-44.....	178	0-014-01.....	159
0-001-23.....	164	0-002-93.....	190	0-008-32.....	160	0-011-46.....	178	0-014-05.....	159
0-001-25.....	164	0-002-94.....	190	0-008-33.....	160	0-011-48.....	178	0-014-51.....	159
0-001-26.....	165	0-002-95.....	190	0-008-34.....	160	0-011-49.....	178	0-014-55.....	159
0-001-27.....	166	0-003-40.....	173	0-008-35.....	160	0-011-50.....	176	0-022-00.....	163
0-001-28.....	165	0-003-50.....	173	0-008-40.....	160	0-011-51.....	176	0-023-00.....	162
0-001-29.....	166	0-003-52.....	173	0-008-42.....	160	0-011-52.....	176	0-069-50.....	97
0-001-30.....	166	0-003-59.....	190	0-008-43.....	160	0-011-53.....	176	0-069-51.....	97
0-001-31.....	168	0-003-60.....	173	0-008-44.....	160	0-011-54.....	176	0-071-00.....	100
0-001-32.....	167	0-003-70.....	173	0-008-45.....	160	0-011-55.....	176	0-071-01.....	100
0-001-33.....	167	0-003-75.....	173	0-008-50.....	160	0-011-56.....	176	0-071-02.....	100
0-001-34.....	166	0-003-80.....	173	0-008-52.....	160	0-011-60.....	176	0-071-10.....	100
0-001-35.....	168	0-003-85.....	173	0-008-53.....	160	0-011-61.....	176	0-071-20.....	98
0-001-36.....	167	0-004-00.....	293	0-008-54.....	160	0-011-62.....	176	0-071-21.....	98
0-001-37.....	167	0-004-50.....	293	0-008-55.....	160	0-011-63.....	176	0-071-30.....	103
0-001-38.....	168	0-004-70.....	169	0-008-60.....	160	0-011-64.....	176	0-071-40.....	99
0-001-39.....	164	0-004-71.....	170	0-008-62.....	160	0-011-65.....	176	0-071-55.....	101
0-001-40.....	166	0-004-72.....	170	0-008-63.....	160	0-011-66.....	176	0-071-60.....	99
0-001-41.....	166	0-004-74.....	170	0-008-64.....	160	0-011-69.....	212	0-071-61.....	99
0-001-42.....	168	0-004-75.....	189	0-008-65.....	160	0-011-71.....	176	0-071-65.....	99
0-001-43.....	168	0-004-77.....	189	0-008-66.....	160	0-011-72.....	176	0-071-70.....	98
0-001-44.....	168	0-004-79.....	189	0-008-70.....	160	0-011-73.....	176	0-071-71.....	98
0-001-45.....	164	0-004-80.....	189	0-008-73.....	160	0-011-81.....	176	0-071-72.....	98
0-001-46.....	166	0-004-81.....	190	0-008-74.....	160	0-011-82.....	176	0-071-73.....	98
0-001-48.....	164	0-004-82.....	190	0-008-75.....	160	0-011-83.....	176	0-071-96.....	100
0-001-49.....	169	0-004-83.....	190	0-008-76.....	160	0-011-95.....	178	0-071-97.....	99
0-001-50.....	169	0-005-10.....	170	0-008-77.....	160	0-011-96.....	178	0-071-98.....	100
0-001-51.....	169	0-005-11.....	170	0-008-80.....	160	0-011-97.....	178	0-071-99.....	100
0-001-52.....	166	0-005-12.....	171	0-008-84.....	160	0-011-98.....	178	0-074-00.....	97
0-001-90.....	169	0-005-13.....	172	0-008-85.....	160	0-012-03.....	212	0-074-01.....	97
0-001-91.....	169	0-005-14.....	170	0-008-86.....	160	0-012-04.....	179	0-074-98.....	97
0-001-92.....	169	0-005-15.....	170	0-008-87.....	160	0-012-05.....	179	0-074-99.....	97
0-001-93.....	169	0-005-16.....	170	0-009-03.....	174	0-012-06.....	179	0-076-00.....	104
0-002-09.....	189	0-005-18.....	170	0-009-10.....	174	0-012-07.....	179	0-076-01.....	104
0-002-12.....	189	0-005-19.....	172	0-009-11.....	174	0-012-08.....	179	0-076-98.....	104
0-002-13.....	189	0-005-20.....	171	0-010-41.....	172	0-012-09.....	179	0-076-99.....	104
0-002-14.....	189	0-005-21.....	172	0-010-51.....	172	0-012-10.....	179	0-077-02.....	100
0-002-15.....	189	0-005-22.....	172	0-010-55.....	173	0-012-11.....	179	0-077-03.....	100
0-002-18.....	189	0-005-23.....	172	0-010-61.....	173	0-012-12.....	179	0-077-98.....	100
0-002-20.....	189	0-005-24.....	172	0-010-62.....	173	0-012-13.....	179	0-077-99.....	100
0-002-21.....	189	0-005-26.....	172	0-010-63.....	173	0-012-14.....	179	0-79X-01.....	131
0-002-29.....	189	0-005-27.....	171	0-010-64.....	173	0-012-15.....	179	0-79X-02.....	131
0-002-33.....	189	0-005-28.....	171	0-010-65.....	173	0-012-18.....	179	0-79X-03.....	131
0-002-37.....	189	0-005-29.....	171	0-010-66.....	173	0-012-19.....	179	0-79X-04.....	131
0-002-40.....	189	0-005-30.....	171	0-010-67.....	173	0-012-25.....	175	0-79X-05.....	131
0-002-41.....	189	0-005-31.....	172	0-010-68.....	173	0-012-26.....	175	0-79X-06.....	131
0-002-42.....	189	0-005-32.....	171	0-011-00.....	212	0-012-27.....	175	0-79X-08.....	131
0-002-44.....	189	0-005-34.....	171	0-011-01.....	180	0-012-28.....	175	0-79X-09.....	131
0-002-45.....	189	0-005-35.....	171	0-011-02.....	180	0-012-42.....	175	0-79X-10.....	131
0-002-46.....	189	0-005-38.....	182	0-011-03.....	180	0-012-43.....	175	0-79X-11.....	131
0-002-47.....	189	0-005-39.....	169	0-011-04.....	180	0-012-52.....	175	0-79X-12.....	131
0-002-48.....	189	0-005-40.....	169	0-011-05.....	180	0-012-53.....	175	0-79X-13.....	131
0-002-49.....	189	0-005-41.....	169	0-011-06.....	180	0-012-62.....	175	0-79X-14.....	131
0-002-50.....	189	0-005-48.....	170	0-011-07.....	180	0-012-71.....	175	0-79X-15.....	131
0-002-51.....	189	0-005-52.....	182	0-011-08.....	180	0-012-72.....	175	0-79X-16.....	131
0-002-52.....	189	0-005-53.....	182	0-011-10.....	180	0-012-73.....	175	0-79X-17.....	131
0-002-53.....	189	0-005-57.....	182	0-011-12.....	180	0-012-74.....	175	0-79X-18.....	131
0-002-54.....	189	0-005-58.....	182	0-011-13.....	180	0-012-92.....	177	0-79X-20.....	131

NUMERICAL INDEX

0-79X-21.....	131	0-153-00.....	193	0-204-00.....	194	0-300-40.....	101	0-328-13.....	183
0-79X-22.....	131	0-153-01.....	193	0-204-10.....	194	0-300-45.....	101	0-328-17.....	183
0-79X-23.....	131	0-153-05.....	193	0-204-20.....	194	0-300-50.....	104	0-328-22.....	183
0-79X-24.....	131	0-153-50.....	193	0-205-00.....	194	0-300-60.....	100	0-328-26.....	183
0-79X-25.....	131	0-153-51.....	193	0-205-10.....	194	0-300-61.....	100	0-328-29.....	183
0-79X-26.....	131	0-153-55.....	193	0-205-11.....	194	0-300-75.....	103	0-328-54.....	183
0-79X-34.....	131	0-167-00.....	109	0-205-20.....	194	0-314-00.....	284	0-329-00.....	213
0-79X-37.....	131	0-167-05.....	109	0-210-32.....	256	0-314-50.....	284	0-329-03.....	187
0-79X-38.....	131	0-167-10.....	109	0-210-44.....	256	0-315-03.....	257	0-329-04.....	187
0-79X-39.....	131	0-167-60.....	109	0-210-62.....	256	0-325-07.....	188	0-329-06.....	187
0-79X-41.....	131	0-168-55.....	109	0-210-74.....	256	0-325-10.....	188	0-329-09.....	187
0-79X-43.....	131	0-168-60.....	109	0-210-82.....	256	0-325-13.....	188	0-329-12.....	187
0-79X-44.....	131	0-169-00.....	108	0-210-94.....	256	0-325-19.....	188	0-329-19.....	187
0-79X-45.....	131	0-169-05.....	108	0-226-00.....	283	0-325-32.....	188	0-330-07.....	183
0-79X-47.....	131	0-169-10.....	108	0-229-00.....	113	0-325-38.....	188	0-330-10.....	183
0-79X-48.....	131	0-169-50.....	109	0-234-00.....	210	0-326-01.....	186	0-330-13.....	183
0-79X-49.....	131	0-169-55.....	109	0-234-14.....	209	0-326-02.....	186	0-330-17.....	183
0-79X-50.....	131	0-169-60.....	109	0-234-16.....	209	0-326-03.....	186	0-330-22.....	183
0-79X-51.....	131	0-169-96.....	108	0-234-18.....	209	0-326-04.....	186	0-330-57.....	185
0-79X-52.....	131	0-169-97.....	108	0-234-20.....	209	0-326-05.....	186	0-330-60.....	185
0-79X-53.....	131	0-169-98.....	109	0-234-24.....	209	0-326-11.....	185	0-330-67.....	185
0-79X-54.....	131	0-169-99.....	109	0-234-26.....	209	0-326-12.....	185	0-330-72.....	185
0-79X-55.....	131	0-170-00.....	109	0-234-28.....	209	0-326-13.....	185	0-330-77.....	185
0-79X-56.....	131	0-170-04.....	109	0-234-30.....	209	0-326-15.....	185	0-330-80.....	185
0-79X-90.....	131	0-170-05.....	109	0-234-34.....	209	0-326-16.....	185	0-330-83.....	185
0-79X-92.....	131	0-170-10.....	109	0-234-36.....	209	0-326-17.....	185	0-330-87.....	185
0-79X-94.....	131	0-170-45.....	58	0-234-40.....	209	0-326-31.....	185	0-330-92.....	185
0-79X-95.....	131	0-170-58.....	109	0-234-44.....	209	0-326-32.....	185	0-331-07.....	183
0-79X-97.....	131	0-170-60.....	108	0-234-46.....	209	0-326-33.....	185	0-331-10.....	183
0-080-00.....	97	0-170-65.....	108	0-234-50.....	210	0-326-34.....	185	0-331-13.....	183
0-080-01.....	97	0-170-70.....	108	0-234-56.....	210	0-326-35.....	185	0-331-17.....	183
0-081-02.....	98	0-170-80.....	109	0-234-60.....	209	0-326-40.....	186	0-331-22.....	183
0-081-03.....	98	0-170-90.....	109	0-234-66.....	209	0-326-41.....	186	0-331-26.....	183
0-081-98.....	98	0-170-98.....	109	0-234-76.....	210	0-326-42.....	186	0-331-37.....	183
0-081-99.....	98	0-170-99.....	108	0-234-80.....	208	0-326-43.....	186	0-331-98.....	184
0-085-50.....	100	0-171-00.....	108	0-234-82.....	210	0-326-51.....	177	0-331-99.....	184
0-086-50.....	100	0-171-05.....	108	0-235-01.....	214	0-326-52.....	177	0-332-03.....	187
0-087-40.....	283	0-171-10.....	108	0-235-02.....	214	0-326-53.....	177	0-332-04.....	187
0-087-45.....	283	0-171-11.....	108	0-235-03.....	214	0-326-54.....	177	0-332-05.....	187
0-087-55.....	283	0-171-50.....	108	0-235-04.....	214	0-326-55.....	177	0-332-06.....	187
0-087-60.....	283	0-171-55.....	108	0-235-05.....	214	0-326-57.....	177	0-332-07.....	187
0-087-75.....	284	0-171-60.....	108	0-237-01.....	210	0-326-58.....	177	0-332-09.....	187
0-097-11.....	107	0-171-61.....	108	0-243-01.....	244	0-326-90.....	186	0-332-11.....	187
0-097-12.....	107	0-171-70.....	108	0-243-02.....	244	0-326-92.....	186	0-332-14.....	187
0-097-14.....	107	0-171-75.....	108	0-243-04.....	244	0-326-93.....	186	0-332-16.....	187
0-097-21.....	107	0-171-80.....	108	0-261-00.....	193	0-327-01.....	185	0-332-55.....	187
0-097-22.....	107	0-171-98.....	108	0-263-00.....	193	0-327-02.....	185	0-332-56.....	187
0-097-24.....	107	0-172-20.....	110	0-263-27.....	193	0-327-03.....	185	0-332-57.....	187
0-097-25.....	107	0-172-25.....	110	0-263-50.....	193	0-327-10.....	184	0-332-58.....	187
0-097-30.....	105	0-172-30.....	110	0-288-00.....	197	0-327-11.....	184	0-332-68.....	187
0-097-50.....	105	0-172-31.....	110	0-289-00.....	239	0-327-12.....	184	0-333-00.....	213
0-097-51.....	106	0-172-35.....	110	0-289-01.....	239	0-327-13.....	184	0-333-02.....	186
0-097-52.....	106	0-172-36.....	110	0-289-53.....	239	0-327-14.....	184	0-333-03.....	186
0-097-53.....	106	0-172-40.....	110	0-294-21.....	107	0-327-15.....	184	0-333-04.....	186
0-097-54.....	106	0-172-41.....	110	0-294-23.....	107	0-327-16.....	184	0-333-06.....	186
0-097-55.....	102	0-172-45.....	110	0-294-24.....	105	0-327-30.....	184	0-333-09.....	186
0-097-62.....	97	0-172-46.....	110	0-294-30.....	106	0-327-40.....	184	0-333-12.....	186
0-097-74.....	97	0-172-71.....	110	0-294-31.....	106	0-327-41.....	184	0-333-19.....	186
0-099-09.....	39	0-172-80.....	110	0-294-32.....	106	0-327-42.....	184	0-333-25.....	186
0-099-10.....	39	0-172-81.....	110	0-294-33.....	106	0-327-50.....	184	0-333-38.....	186
0-099-11.....	39	0-172-85.....	110	0-294-60.....	101	0-327-51.....	184	0-333-52.....	186
0-099-12.....	39	0-172-86.....	110	0-294-61.....	101	0-327-52.....	184	0-333-53.....	186
0-099-15.....	38	0-186-00.....	193	0-294-75.....	105	0-327-53.....	184	0-333-54.....	186
0-099-16.....	39	0-187-00.....	193	0-294-80.....	102	0-327-61.....	184	0-333-56.....	186
0-099-17.....	39	0-187-25.....	193	0-295-50.....	103	0-327-63.....	184	0-333-59.....	186
0-099-18.....	39	0-187-27.....	193	0-295-65.....	102	0-327-65.....	184	0-333-62.....	186
0-099-19.....	39	0-187-50.....	193	0-295-66.....	102	0-327-66.....	184	0-333-69.....	186
0-099-40A.....	23	0-189-00.....	196	0-295-99.....	103	0-327-67.....	184	0-333-75.....	186
0-099-45A.....	23	0-190-00.....	196	0-296-12.....	257	0-327-70.....	184	0-333-88.....	186
0-129-12.....	257	0-203-01.....	211	0-300-00.....	104	0-327-72.....	184	0-334-63.....	187
0-129-24.....	257	0-203-02.....	211	0-300-10.....	103	0-327-74.....	184	0-334-75.....	187
0-129-62.....	257	0-203-03.....	211	0-300-14.....	104	0-327-76.....	184	0-335-00.....	273
0-139-99.....	163	0-203-04.....	211	0-300-15.....	104	0-328-04.....	183	0-335-01.....	273
0-140-01.....	193	0-203-05.....	211	0-300-20.....	101	0-328-07.....	183	0-335-02.....	273
0-140-05.....	193	0-203-06.....	211	0-300-25.....	104	0-328-10.....	183	0-335-04.....	273
0-149-50.....	284	0-203-07.....	211	0-300-30.....	103	0-328-11.....	183	0-335-05.....	273

NUMERICAL INDEX

0-335-06	273	0-371-10	197	0-376-40	200	0-379-62	201	0-420-33	73
0-335-07	273	0-371-15	197	0-376-45	200	0-379-74	201	0-420-34	70
0-335-08	273	0-371-25	197	0-376-50	206	0-379-82	201	0-420-35	70
0-335-46	273	0-371-90	207	0-376-55	200	0-380-06	204	0-420-36	85
0-335-47	273	0-371-91	207	0-376-60	207	0-380-08	204	0-420-37	80
0-335-50	273	0-371-99	207	0-376-65	198	0-380-10	204	0-420-38	76
0-335-56	273	0-372-00	204	0-376-67	198	0-380-15	204	0-420-39	76
0-335-57	273	0-372-02	197	0-376-70	198	0-380-20	204	0-420-41	73
0-335-58	273	0-372-03	197	0-376-75	198	0-380-25	204	0-420-44	70
0-335-59	273	0-372-05	197	0-376-80	198	0-380-30	204	0-420-45	70
0-349-00	137	0-372-07	197	0-376-82	198	0-380-60	204	0-420-46	70
0-349-01	136	0-372-10	197	0-376-83	198	0-380-65	204	0-420-47	70
0-349-02	138	0-372-15	197	0-376-85	207	0-381-55	205	0-420-48	76
0-349-11	137	0-372-20	197	0-376-89	207	0-381-60	205	0-420-49	86
0-349-40	136	0-372-25	197	0-376-90	207	0-381-65	205	0-420-52	76
0-351-01	128	0-372-30	197	0-376-91	207	0-381-70	205	0-420-60	73
0-351-03	129	0-372-50	197	0-376-99	207	0-381-75	205	0-420-61	73
0-351-04	128	0-372-52	197	0-377-00	206	0-381-80	205	0-420-64	87
0-351-05	128	0-372-53	197	0-377-20	198	0-381-85	205	0-420-65	87
0-351-06	128	0-372-54	197	0-377-30	198	0-381-90	205	0-420-66	72
0-351-07	128	0-372-55	197	0-377-40	198	0-381-95	205	0-420-67	72
0-351-08	128	0-372-57	197	0-377-50	198	0-381-99	205	0-420-68	80
0-351-09	128	0-372-60	197	0-377-60	198	0-382-55	205	0-420-70	73
0-351-10	128	0-372-65	197	0-377-70	198	0-382-56	205	0-420-71	80
0-351-11	129	0-372-70	197	0-377-80	198	0-382-58	205	0-420-72	80
0-351-14	129	0-372-75	197	0-377-90	206	0-382-60	205	0-420-74	71
0-351-20	129	0-372-80	197	0-378-00	207	0-382-65	205	0-420-75	87
0-351-29	129	0-372-90	206	0-378-10	199	0-382-70	205	0-420-76	72
0-351-51	129	0-372-99	206	0-378-13	199	0-383-55	205	0-420-77	72
0-351-55	129	0-373-01	203	0-378-14	199	0-383-58	205	0-420-78	71
0-351-56	129	0-373-02	203	0-378-15	199	0-383-60	205	0-420-79	80
0-351-59	129	0-373-05	203	0-378-16	199	0-383-98	205	0-420-80	87
0-351-90	128	0-373-15	203	0-378-17	199	0-383-99	205	0-420-82	79
0-362-03	200	0-373-20	203	0-378-18	199	0-384-05	205	0-420-83	87
0-362-05	200	0-373-52	203	0-378-20	199	0-384-07	205	0-420-84	86
0-362-07	200	0-374-05	203	0-378-22	199	0-384-10	205	0-420-85	86
0-362-10	200	0-374-07	203	0-378-25	199	0-384-15	205	0-420-86	70
0-362-15	200	0-374-10	203	0-378-30	199	0-384-20	205	0-420-87	70
0-362-20	200	0-374-15	203	0-378-33	199	0-384-25	205	0-420-88	82
0-362-25	200	0-375-01	198	0-378-40	199	0-384-97	205	0-420-89	82
0-362-30	200	0-375-02	198	0-378-50	199	0-388-20	205	0-420-90	81
0-364-00	134	0-375-03	198	0-378-60	199	0-388-30	205	0-420-91	81
0-364-01	134	0-375-05	198	0-378-80	199	0-388-40	205	0-420-92	81
0-364-11	134	0-375-07	198	0-378-85	207	0-388-50	205	0-420-93	81
0-364-50	134	0-375-10	198	0-379-02	202	0-388-60	205	0-420-94	81
0-365-02	200	0-375-15	198	0-379-03	202	0-388-70	205	0-420-96	83
0-365-03	200	0-375-20	198	0-379-04	202	0-388-97	205	0-420-98	85
0-365-05	200	0-375-25	198	0-379-05	202	0-393-06	196	0-421-02	77
0-365-07	200	0-375-30	198	0-379-06	202	0-393-09	196	0-421-03	87
0-365-10	200	0-375-40	198	0-379-08	203	0-393-12	196	0-421-04	87
0-365-15	200	0-375-50	198	0-379-09	203	0-393-18	196	0-421-05	87
0-365-16	235	0-375-51	198	0-379-10	203	0-393-21	196	0-421-06	74
0-365-19	235	0-375-52	198	0-379-11	203	0-420-02	75	0-421-07	77
0-365-20	200	0-375-53	198	0-379-12	203	0-420-04	70	0-421-08	77
0-365-25	200	0-375-54	198	0-379-13	201	0-420-06	75	0-421-10	74
0-365-30	200	0-375-55	198	0-379-14	201	0-420-07	75	0-421-11	74
0-365-40	200	0-375-57	198	0-379-15	202	0-420-08	78	0-421-12	74
0-366-10	201	0-375-60	198	0-379-16	202	0-420-09	78	0-421-13	74
0-366-12	201	0-375-65	198	0-379-17	202	0-420-11	78	0-421-14	74
0-366-15	201	0-375-70	198	0-379-18	202	0-420-12	82	0-421-15	72
0-366-17	201	0-375-75	198	0-379-19	202	0-420-13	83	0-421-16	74
0-366-20	201	0-375-80	198	0-379-20	202	0-420-15	81	0-421-17	74
0-366-22	201	0-375-85	198	0-379-32	202	0-420-17	82	0-421-20	75
0-366-25	201	0-375-90	198	0-379-33	202	0-420-18	73	0-421-21	75
0-366-55	201	0-376-00	206	0-379-34	202	0-420-19	73	0-421-22	75
0-368-13	200	0-376-02	206	0-379-35	202	0-420-21	86	0-421-25	75
0-368-14	200	0-376-03	206	0-379-36	202	0-420-22	71	0-421-29	84
0-368-15	200	0-376-10	200	0-379-44	202	0-420-23	71	0-421-30	78
0-368-16	200	0-376-12	200	0-379-46	202	0-420-24	71	0-421-31	78
0-368-17	200	0-376-15	200	0-379-47	202	0-420-25	71	0-421-32	78
0-368-18	200	0-376-17	200	0-379-54	201	0-420-26	71	0-421-34	72
0-368-20	200	0-376-20	200	0-379-55	201	0-420-27	71	0-421-35	72
0-368-22	200	0-376-22	200	0-379-56	201	0-420-29	84	0-421-40	82
0-371-02	197	0-376-25	200	0-379-57	201	0-420-30	71	0-421-41	82
0-371-05	197	0-376-30	200	0-379-58	201	0-420-31	71	0-421-45	83
0-371-07	197	0-376-35	200	0-379-60	201	0-420-32	79	0-421-46	83

NUMERICAL INDEX

0-421-47	83	0-441-91	54	0-445-24	65	0-465-29	238	0-523-08	242
0-421-50	86	0-441-92	54	0-445-26	65	0-465-69	238	0-523-15	240
0-421-60	79	0-441-93	54	0-445-27	65	0-465-79	238	0-523-17	240
0-421-61	76	0-442-00	58	0-445-36	67	0-466-00	160	0-523-18	244
0-421-62	77	0-442-02	57	0-445-41	67	0-466-01	160	0-523-22	240
0-421-70	81	0-442-04	57	0-445-50	67	0-466-50	182	0-523-23	240
0-422-20	112	0-442-05	57	0-445-51	67	0-468-00	297	0-523-51	240
0-422-21	112	0-442-07	57	0-445-52	67	0-469-00	297	0-523-56	240
0-422-22	112	0-442-10	57	0-445-54	67	0-470-68	297	0-523-58	242
0-422-23	112	0-442-11	57	0-445-56	67	0-473-16	237	0-523-65	240
0-422-55	112	0-442-12	57	0-445-57	67	0-473-19	237	0-523-67	240
0-422-60	85	0-442-15	57	0-445-59	67	0-474-00	239	0-523-68	242
0-431-05	159	0-442-17	57	0-445-60	65	0-477-03	239	0-523-70	241
0-431-20	159	0-442-20	57	0-445-77	68	0-477-07	237	0-523-72	240
0-431-35	159	0-442-21	57	0-445-78	68	0-477-13	237	0-523-73	240
0-431-45	159	0-442-29	58	0-445-85	68	0-477-16	236	0-523-78	241
0-431-55	159	0-442-30	57	0-445-86	68	0-477-19	236	0-523-89	240
0-431-75	159	0-442-40	57	0-445-95	68	0-477-26	236	0-523-91	240
0-431-83	159	0-442-56	55	0-446-60	58	0-477-29	236	0-523-92	240
0-431-85	159	0-442-57	55	0-446-61	58	0-477-36	236	0-523-93	240
0-431-87	159	0-442-58	55	0-447-30	213	0-477-39	236	0-523-96	240
0-431-93	159	0-443-00	64	0-447-36	188	0-477-46	237	0-523-97	244
0-431-95	159	0-443-01	61	0-447-39	188	0-477-49	237	0-523-98	244
0-431-97	159	0-443-02	61	0-447-42	188	0-477-56	236	0-523-99	244
0-431-98	159	0-443-04	60	0-447-46	188	0-477-59	236	0-524-00	283
0-431-99	159	0-443-12	64	0-447-50	188	0-477-66	236	0-524-72	282
0-432-05	159	0-443-17	61	0-447-55	188	0-477-69	236	0-524-74	282
0-432-20	159	0-443-18	61	0-447-62	188	0-477-76	236	0-524-99	282
0-432-35	159	0-443-19	61	0-447-68	188	0-477-79	236	0-525-01	242
0-432-45	159	0-443-26	62	0-450-20	296	0-477-86	236	0-525-03	239
0-432-55	159	0-443-27	62	0-450-80	296	0-477-89	236	0-525-26	243
0-432-75	159	0-443-28	62	0-450-90	298	0-477-96	236	0-525-30	243
0-432-99	159	0-443-31	63	0-450-99	298	0-477-99	236	0-525-32	243
0-441-00	53	0-443-32	63	0-452-30	213	0-478-16	237	0-525-35	243
0-441-02	53	0-443-34	63	0-452-39	188	0-478-19	237	0-525-36	243
0-441-05	53	0-443-40	60	0-452-42	188	0-478-26	237	0-525-40	243
0-441-07	53	0-443-41	60	0-452-46	188	0-478-29	237	0-525-42	242
0-441-11	59	0-443-42	60	0-452-50	188	0-479-16	237	0-525-43	243
0-441-12	54	0-443-43	60	0-452-55	188	0-479-19	237	0-525-62	242
0-441-14	54	0-443-44	60	0-452-62	188	0-480-16	237	0-525-81	243
0-441-15	53	0-443-46	60	0-453-01	111	0-480-19	237	0-525-86	243
0-441-20	54	0-443-48	62	0-453-04	111	0-483-00	139	0-525-92	243
0-441-30	53	0-443-49	62	0-453-50	111	0-484-00	139	0-525-93	243
0-441-32	53	0-443-51	63	0-453-51	111	0-484-50	140	0-525-94	243
0-441-35	53	0-443-53	63	0-453-52	111	0-485-00	140	0-525-95	243
0-441-40	59	0-443-60	64	0-453-70	111	0-485-01	140	0-525-96	243
0-441-41	59	0-443-65	64	0-453-75	111	0-485-02	140	0-527-00	192
0-441-45	59	0-443-70	64	0-453-80	111	0-485-03	140	0-528-00	192
0-441-50	53	0-443-75	64	0-455-00	297	0-485-04	140	0-530-01	132
0-441-55	57	0-443-81	61	0-455-18	297	0-485-05	141	0-530-02	132
0-441-56	57	0-443-82	61	0-455-58	297	0-485-50	140	0-530-51	132
0-441-57	57	0-443-85	60	0-455-63	297	0-485-75	140	0-531-00	132
0-441-58	57	0-443-89	62	0-455-68	297	0-485-90	141	0-531-01	132
0-441-59	56	0-443-96	59	0-460-00	297	0-485-91	141	0-531-02	132
0-441-60	56	0-443-97	60	0-462-16	238	0-485-92	140	0-531-04	132
0-441-61	56	0-443-98	64	0-462-19	238	0-486-00	142	0-531-05	132
0-441-62	56	0-444-01	69	0-462-26	238	0-486-01	142	0-531-10	132
0-441-63	52	0-444-03	69	0-462-29	238	0-486-02	142	0-531-11	132
0-441-64	52	0-444-19	69	0-462-69	238	0-495-00	136	0-531-13	132
0-441-65	52	0-444-39	69	0-462-79	238	0-496-00	136	0-531-18	132
0-441-66	52	0-444-41	66	0-463-00	239	0-496-01	137	0-531-25	132
0-441-67	52	0-444-43	66	0-463-16	238	0-496-02	138	0-531-30	132
0-441-68	55	0-444-55	69	0-463-19	238	0-496-40	137	0-533-01	241
0-441-69	55	0-444-59	66	0-463-26	238	0-496-50	136	0-533-02	241
0-441-70	52	0-444-75	69	0-463-29	238	0-505-05	113	0-533-15	241
0-441-72	52	0-444-85	66	0-463-69	238	0-505-10	113	0-533-16	241
0-441-74	52	0-445-01	69	0-463-79	238	0-505-50	113	0-533-23	241
0-441-75	52	0-445-06	65	0-464-16	238	0-505-55	113	0-533-73	241
0-441-76	52	0-445-08	65	0-464-19	238	0-505-60	113	0-533-91	241
0-441-77	52	0-445-10	66	0-464-26	238	0-507-10	113	0-533-92	241
0-441-80	53	0-445-14	66	0-464-29	238	0-510-00	247	0-533-98	241
0-441-81	54	0-445-15	66	0-464-69	238	0-521-00	239	0-533-99	244
0-441-82	54	0-445-16	68	0-464-79	238	0-521-03	239	0-534-05	233
0-441-83	54	0-445-19	69	0-465-16	238	0-523-01	240	0-534-10	233
0-441-85	56	0-445-20	69	0-465-19	238	0-523-03	240	0-534-13	295
0-441-90	55	0-445-21	69	0-465-26	238	0-523-06	240	0-534-15	233

NUMERICAL INDEX

0-534-26	295	0-578-03	225, 226	0-601-55	232	0-613-00	297	0-649-28	277
0-534-29	199, 295	0-578-05	224, 226	0-601-57	234	0-615-00	191	0-649-40	276
0-534-30	295	0-578-06	225, 226	0-601-58	234	0-620-00	297	0-649-42	278
0-534-70	295	0-578-10	224, 226	0-601-61	234	0-620-01	297	0-649-43	278
0-534-75	295	0-578-12	225, 226	0-601-62	234	0-621-06	195	0-649-45	277
0-534-90	296	0-578-18	225, 226	0-601-69	234	0-621-09	195	0-649-50	276
0-534-91	296	0-578-20	224, 226	0-601-90	232	0-621-12	195	0-649-80	279
0-537-47	84	0-578-22	224, 226	0-601-91	234	0-621-59	195	0-649-90	277
0-537-49	84	0-578-24	225, 226	0-601-92	232	0-621-62	195	0-649-91	277
0-537-52	84	0-578-55	224, 226	0-603-00	134	0-622-06	195	0-649-92	277
0-537-54	85	0-578-74	225, 226	0-603-01	134	0-622-09	195	0-649-93	276
0-538-53	85	0-579-51	142	0-603-02	134	0-622-12	195	0-650-00	256
0-541-31	79	0-584-90	208	0-603-03	138	0-623-06	195	0-656-00	139
0-541-98	79	0-590-00	239	0-603-04	134	0-623-09	195	0-656-02	139
0-542-02	286	0-591-00	208	0-603-05	134	0-623-12	195	0-656-03	139
0-557-00	191	0-591-50	208	0-603-06	138	0-623-59	195	0-656-04	139
0-557-01	191	0-592-00	191	0-603-10	134	0-623-62	195	0-656-05	139
0-557-05	191	0-593-00	252	0-603-50	134	0-642-00	255	0-657-00	143
0-557-07	191	0-593-01	252	0-603-60	135	0-642-04	255	0-657-01	143
0-557-08	191	0-593-03	253	0-603-99	138	0-642-14	254	0-657-02	143
0-557-21	192	0-593-04	253	0-605-00	124	0-642-15	254	0-657-03	143
0-557-29	192	0-593-05	253	0-605-01	125	0-642-16	253	0-657-11	143
0-557-37	192	0-593-07	253	0-605-02	125	0-642-17	253	0-657-12	143
0-557-38	192	0-593-12	251	0-605-05	124	0-642-18	254	0-657-13	143
0-557-39	192	0-593-16	253	0-605-09	126	0-642-19	254	0-657-20	144
0-557-48	191	0-593-18	253	0-605-10	126	0-642-24	254	0-657-21	144
0-557-50	191	0-593-24	251	0-605-11	126	0-642-26	253	0-657-22	144
0-557-52	191	0-593-51	252	0-605-12	126	0-642-27	253	0-657-30	144
0-557-60	192	0-593-53	252	0-605-13	126	0-642-28	254	0-657-31	144
0-557-61	192	0-593-54	252	0-605-19	124, 125	0-642-30	254	0-657-32	144
0-557-80	192	0-593-55	253	0-605-20	124	0-642-31	253	0-657-37	144
0-557-81	192	0-593-62	251	0-605-21	125	0-642-32	253	0-657-38	144
0-557-82	192	0-593-74	251	0-605-22	125	0-642-33	253	0-657-39	144
0-557-83	192	0-594-00	252	0-605-26	126	0-642-34	253	0-657-40	144
0-560-02	174	0-594-01	252	0-605-33	127	0-642-48	253	0-657-50	144
0-560-04	174	0-594-02	252	0-605-40	127	0-642-50	255	0-658-00	135
0-560-12	174	0-594-03	252	0-605-44	127	0-642-51	255	0-658-01	135
0-561-12	30	0-594-05	251	0-605-52	124	0-642-52	254	0-658-02	136
0-561-24	30	0-594-33	251	0-605-53	124	0-642-53	254	0-658-03	135
0-561-62	30	0-594-36	251	0-605-54	125	0-642-55	255	0-658-11	135
0-562-00	31	0-594-45	251	0-605-60	124	0-642-60	255	0-658-50	142
0-562-12	31	0-594-46	251	0-605-62	124	0-642-62	255	0-658-51	135
0-562-24	31	0-594-47	251	0-605-63	127	0-642-65	255	0-661-12	195
0-562-62	31	0-594-51	251	0-605-90	125	0-642-66	254	0-661-18	195
0-562-74	31	0-594-54	251	0-605-94	126	0-642-67	254	0-661-24	195
0-564-11	29	0-594-59	251	0-605-96	124	0-642-70	255	0-662-12	195
0-564-12	30	0-594-60	251	0-605-97	126	0-642-74	255	0-662-18	195
0-564-13	30	0-594-66	251	0-605-98	125	0-645-00	136	0-662-24	195
0-564-25	29	0-594-68	251	0-605-99	124	0-645-11	137	0-663-12	195
0-564-52	29	0-594-69	252	0-606-00	270	0-645-50	141	0-663-18	195
0-564-53	29	0-594-70	252	0-606-11	270	0-645-60	139	0-664-25	297
0-564-55	31	0-594-71	252	0-606-12	269	0-645-70	139	0-665-55	113
0-564-56	29	0-596-00	181	0-606-50	270	0-646-50	139	0-665-70	113
0-564-60	30	0-597-14	141	0-607-04	133	0-647-02	282	0-665-75	113
0-564-62	31	0-597-15	141	0-607-05	133	0-647-04	282	0-665-80	113
0-564-70	30	0-597-20	141	0-607-10	133	0-647-06	281	0-668-04	90
0-564-71	29	0-597-50	141	0-607-24	133	0-647-10	281	0-668-05	90
0-564-75	31	0-598-00	181	0-607-25	133	0-647-20	281	0-668-06	90
0-564-80	30	0-599-00	181	0-607-30	133	0-647-31	281	0-668-10	90
0-566-00	197	0-601-01	233	0-607-32	133	0-647-34	281	0-668-11	90
0-567-09	196	0-601-03	233	0-607-34	133	0-647-36	281	0-668-13	90
0-567-12	196	0-601-06	234	0-607-35	133	0-647-42	281	0-668-14	91
0-567-15	196	0-601-07	233	0-607-40	133	0-647-55	281	0-668-18	89
0-567-18	196	0-601-08	233	0-607-55	133	0-647-60	281	0-668-21	92
0-568-06	196	0-601-09	233	0-607-75	133	0-647-96	282	0-668-22	92
0-568-09	196	0-601-11	233	0-609-02	133	0-647-97	282	0-668-23	92
0-568-12	196	0-601-14	232	0-609-04	133	0-647-98	282	0-668-25	91
0-568-15	196	0-601-15	233	0-609-05	133	0-647-99	282	0-668-27	90
0-568-18	196	0-601-16	232	0-609-10	133	0-648-25	278	0-668-29	90
0-568-21	196	0-601-26	232	0-609-51	133	0-648-30	278	0-668-30	91
0-574-12	195	0-601-27	232	0-609-53	133	0-648-31	278	0-668-32	92
0-574-15	195	0-601-29	233	0-609-57	133	0-648-50	279	0-668-33	92
0-574-18	195	0-601-50	232	0-609-64	133	0-648-75	280	0-668-34	92
0-574-24	195	0-601-51	234	0-609-65	133	0-648-80	279	0-668-35	92
0-577-20	127	0-601-52	234	0-609-70	133	0-649-10	299	0-668-37	93
0-578-00	224, 226	0-601-54	234	0-612-00	137	0-649-22	277	0-668-40	89

NUMERICAL INDEX

0-668-41	92	0-696-63	203	0-717-13	246	0-728-25	266	0-771-00	32
0-668-42	92	0-697-10	182	0-717-23	246	0-728-26	265	0-771-04	32
0-668-43	92	0-697-15	182	0-717-25	246	0-728-27	265	0-774-00A	13
0-668-51	89	0-697-20	182	0-717-33	246	0-728-30	267	0-774-01A	13
0-668-52	89	0-698-01	299	0-718-08	299	0-728-31	267	0-774-02	11
0-668-53	89	0-698-16	298	0-726-06	263	0-728-32	268	0-774-03A	13
0-668-55	88	0-698-18	299	0-726-12	263	0-728-33	268	0-774-10	40
0-668-56	88	0-698-19	298	0-726-13	262	0-728-34	268	0-774-26A	9
0-668-57	88	0-698-25	299	0-726-24	263	0-728-40	266	0-774-27A	9
0-668-65	88	0-698-68	298	0-726-25	262	0-728-42	266	0-774-50	27
0-668-66	88	0-698-69	298	0-726-30	267	0-728-62	265	0-774-51	27
0-668-67	91	0-699-52	288	0-727-02	262	0-728-63	266	0-774-55	27
0-668-68	91	0-699-53	288	0-727-06	264	0-728-70	266	0-774-70	38
0-668-69	91	0-699-58	289	0-727-07	264	0-728-72	266	0-774-71	38
0-668-80	93	0-699-59	289	0-727-08	264	0-728-74	265	0-774-72	24
0-668-82	89	0-699-61	289	0-727-09	264	0-728-75	266	0-774-73	24
0-668-83	89	0-699-62	287	0-727-10	264	0-729-00	272	0-774-74	36
0-668-84	89	0-699-63	286	0-727-11	262	0-729-01	272	0-774-75	36
0-668-85	89	0-699-64	287	0-727-12	261	0-729-02	272	0-774-80	43
0-668-87	91	0-699-67	288	0-727-13	262	0-729-03	272	0-774-81	43
0-668-88	91	0-699-68	288	0-727-14	262	0-729-04	272	0-774-82	43
0-668-89	91	0-699-72	288	0-727-15	262	0-729-05	272	0-774-88	21
0-668-92	91	0-699-74	288	0-727-16	262	0-729-06	272	0-774-90	46
0-668-93	93	0-699-86	287	0-727-17	264	0-731-16	158, 280	0-774-93A	23
0-668-94	93	0-699-90	286	0-727-18	264	0-731-17	158, 280	0-774-99	45
0-668-95	93	0-699-92	287	0-727-19	262	0-731-32	158, 280	0-775-00	23
0-669-13	93	0-699-93	286	0-727-20	265	0-731-33	158, 280	0-775-01	25
0-669-25	93	0-699-95	287	0-727-22	263	0-732-00	158	0-775-03	47
0-669-40	287	0-702-00	291	0-727-24	261	0-732-01	158	0-775-04	42
0-669-41	287	0-702-10	291	0-727-25	262	0-733-00	245	0-775-10	45
0-669-91	287	0-702-50	291	0-727-26	262	0-733-01	245	0-775-14	45
0-673-12	257	0-703-00	291	0-727-27	262	0-733-10	245	0-775-15A	35
0-673-24	257	0-703-20	178, 293	0-727-28	262	0-733-25	157	0-775-16	37
0-673-63	257	0-703-30	292	0-727-29	262	0-733-26	157	0-775-16A	37
0-673-64	257	0-703-40	292	0-727-32	263	0-733-27	157	0-775-17A	24
0-673-65	257	0-703-50	291	0-727-33	228	0-733-35	157	0-775-19	45
0-673-75	257	0-703-51	176, 291	0-727-34	263	0-733-36	157	0-775-20	46
0-673-77	257	0-703-52	291	0-727-35	230	0-733-37	157	0-775-21	45
0-674-00	289	0-703-53	291	0-727-40	263	0-735-00	256	0-775-22	45
0-684-16	298	0-703-54	291	0-727-41	263	0-736-00	256	0-775-23	45
0-684-19	298	0-703-60	291	0-727-42	263	0-737-00	256	0-775-24	35
0-684-25	299	0-703-80	292	0-727-43	228	0-740-XX	260	0-775-25	45
0-684-66	298	0-703-85	292	0-727-44	263	0-741-XX	260	0-775-27A	24
0-684-69	298	0-703-90	292	0-727-47	263	0-742-12	261	0-775-28	47
0-687-01	135	0-703-99	293	0-727-50	265	0-742-24	261	0-775-29	43
0-687-11	135	0-704-00	294	0-727-51	267	0-743-12	261	0-775-30A	22
0-687-50	135	0-704-05	294	0-727-52	267	0-743-23	93	0-775-31A	41
0-688-00	181	0-704-20	294	0-727-53	267	0-744-00	269	0-775-32	47
0-689-00	181	0-704-21	294	0-727-54	268	0-744-10	270	0-775-34A	22
0-690-50	141	0-704-25	294	0-727-55	268	0-744-11	270	0-775-35A	40
0-690-51	141	0-704-55	294	0-727-56	268	0-744-12	270	0-775-37	35
0-690-54	141	0-705-00	121	0-727-57	268	0-744-13	269	0-775-39	25
0-690-55	141	0-705-01	121	0-727-58	268	0-744-16	270	0-775-40	44
0-690-60	141	0-705-02	121	0-727-59	269	0-744-22	269	0-775-41	24
0-692-09	235	0-705-03	121	0-727-60	269	0-744-23	271	0-775-42	44
0-692-16	235	0-705-11	121	0-727-62	263	0-744-24	271	0-775-45	18
0-692-19	235	0-705-12	121	0-727-63	264	0-744-25	271	0-775-49	48
0-692-66	235	0-705-21	121	0-727-64	264	0-744-26	271	0-775-53	19
0-693-09	235	0-705-22	121	0-727-68	265	0-744-36	270	0-775-54	41
0-693-16	235	0-705-23	121	0-727-70	263	0-744-37	270	0-775-56A	21
0-693-19	235	0-705-24	121	0-727-71	263	0-744-38	270	0-775-58	48
0-693-66	235	0-705-25	121	0-727-72	263	0-744-54	271	0-775-59	13
0-693-69	235	0-705-26	121	0-727-74	263	0-744-62	270	0-775-61	13
0-693-90	235	0-714-03	158	0-727-76	264	0-767-40	105	0-775-64	47
0-693-98	239	0-715-00	245	0-727-83	228	0-767-41	106	0-775-65	36
0-693-99	239	0-715-01	245	0-728-02	266	0-767-42	106	0-775-66A	22
0-695-09	235	0-715-13	246	0-728-04	266	0-767-43	106	0-775-70	18
0-695-16	235	0-715-14	246	0-728-06	265	0-767-44	106	0-775-72	47
0-695-19	235	0-715-23	246	0-728-10	266	0-767-60	105	0-775-73	46
0-695-66	236	0-715-24	246	0-728-12	265	0-767-70	105	0-775-74	46
0-695-67	236	0-717-00	245	0-728-13	266	0-767-97	105	0-775-80	34
0-695-69	236	0-717-01	245	0-728-14	265	0-770-00	32	0-775-81	47
0-695-90	235	0-717-05	246	0-728-15	265	0-770-04	32	0-775-84	47
0-696-03	203	0-717-10	246	0-728-16	266	0-770-07	32	0-775-86A	11
0-696-05	203	0-717-11	246	0-728-23	266	0-770-08	32	0-775-91	45
0-696-13	203	0-717-12	246	0-728-24	265	0-770-09	32	0-775-92	45

NUMERICAL INDEX

0-775-93	45	0-856-52	217, 221	0-875-02	28	0-931-10	146	0-936-05	147
0-775-99	45	0-856-55	217, 221	0-875-60	28	0-931-11	146	0-937-01	147
0-776-00	21	0-856-60	217, 221	0-876-00	33	0-931-40	146	0-937-03	147
0-776-01	40	0-856-65	217, 221	0-876-10	42	0-932-01	146	0-937-05	147
0-776-07A	37	0-856-66	217, 221	0-876-18	35	0-932-02	146	0-938-01	147
0-776-10A	37	0-856-70	216, 221	0-876-25	47	0-932-03	146	0-938-05	147
0-776-12	37	0-856-72	217, 221	0-876-27	47	0-932-04	146	0-939-01	147
0-776-49	23	0-856-75	216, 221	0-876-62	42	0-932-05	146	0-939-05	147
0-776-60	18	0-856-77	216, 221	0-876-63	35	0-932-06	146	0-940-01	148
0-776-63	18	0-856-80	217, 221	0-876-64	35	0-932-07	146	0-940-05	148
0-776-72A	21	0-856-94	219	0-876-69	34	0-932-08	146	0-941-01	148
0-776-73	40	0-856-95	216-219	0-876-76	38	0-932-09	146	0-941-02	148
0-776-75A	22	0-856-96	216-219	0-876-77	36	0-932-10	146	0-941-03	148
0-776-76A	41	0-856-97	216-219	0-876-81	48	0-932-11	146	0-941-04	148
0-776-80	34	0-856-98	216-219	0-876-93	47	0-932-12	146	0-941-05	148
0-776-93	45	0-857-02	219, 222	0-876-95	47	0-932-14	146	0-941-06	148
0-776-94	45	0-857-05	219, 222	0-876-99	9, 12, 33, 34	0-932-15	146	0-941-07	148
0-776-95	45	0-857-08	219, 222	0-878-10	19	0-932-18	146	0-941-08	148
0-776-96	45	0-857-10	218, 222	0-883-85	249	0-932-21	146	0-941-09	148
0-776-97	46	0-857-15	219, 222	0-884-05	249	0-932-23	146	0-941-11	148
0-777-00	245	0-857-16	218, 222	0-884-80	249	0-932-24	146	0-942-01	148
0-777-02	245	0-857-20	218, 222	0-884-95	249	0-932-25	146	0-942-02	148
0-777-15	247	0-857-22	219, 222	0-885-10	249	0-932-27	146	0-942-03	148
0-777-23	247	0-857-25	218, 222	0-885-90	249	0-932-28	146	0-942-04	148
0-777-24	247	0-857-30	218, 222	0-886-10	249	0-932-31	146	0-942-05	148
0-780-51	130	0-857-31	219, 222	0-886-80	249	0-932-34	146	0-942-06	148
0-780-61	130	0-857-51	219, 223	0-887-00	249	0-932-35	146	0-942-07	148
0-781-51	130	0-857-52	219, 223	0-887-01	249	0-932-37	146	0-942-08	148
0-781-61	130	0-857-58	219, 223	0-890-30	250	0-932-38	146	0-942-09	148
0-782-52	130	0-857-60	218, 222	0-890-35	250	0-932-40	146	0-942-10	148
0-782-62	130	0-857-65	219, 223	0-890-40	250	0-932-41	146	0-942-11	148
0-784-52	130	0-857-66	218, 223	0-891-00	250	0-932-42	146	0-942-12	148
0-784-62	130	0-857-72	219, 223	0-891-01	250	0-932-43	146	0-942-14	148
0-785-52	130	0-857-75	218, 223	0-892-00	250	0-932-45	146	0-942-15	148
0-785-62	130	0-857-77	219, 223	0-893-50	250	0-932-46	146	0-942-18	148
0-786-52	130	0-862-05	249	0-893-60	250	0-932-47	146	0-942-21	148
0-786-62	130	0-862-85	249	0-893-70	250	0-932-48	146	0-942-23	148
0-789-62	130	0-863-05	249	0-893-80	250	0-932-51	146	0-942-25	148
0-790-00	233	0-863-65	249	0-894-30	250	0-932-54	146	0-942-27	148
0-795-XX	131	0-863-85	249	0-894-40	250	0-932-57	146	0-942-28	148
0-796-XX	131	0-864-05	249	0-894-50	250	0-932-58	146	0-942-31	148
0-798-00	295	0-864-80	249	0-894-60	250	0-932-61	146	0-942-34	148
0-798-10	130	0-864-95	249	0-895-50	250	0-932-67	146	0-942-37	148
0-798-11	130	0-865-10	249	0-895-60	250	0-932-71	146	0-942-38	148
0-798-95	130	0-865-90	249	0-895-70	250	0-932-72	146	0-942-40	148
0-798-96	295	0-866-80	249	0-895-80	250	0-932-73	146	0-942-41	148
0-798-98	130	0-866-90	249	0-896-02	248	0-932-74	146	0-942-43	148
0-798-99	130	0-867-00	249	0-896-04	248	0-932-75	146	0-942-45	148
0-834-10	204	0-867-01	249	0-896-05	248	0-932-81	146	0-942-46	148
0-852-00	244	0-870-05	27	0-896-06	248	0-932-82	146	0-942-47	148
0-852-02	231	0-870-13	15	0-896-10	248	0-932-87	146	0-942-48	148
0-852-04	231	0-870-14	15	0-896-11	248	0-933-01	147	0-942-51	148
0-852-10	231	0-870-18	16	0-896-13	248	0-933-02	147	0-942-54	148
0-852-20	231	0-870-21	16	0-896-14	248	0-933-03	147	0-942-57	148
0-852-30	229	0-870-22	16	0-896-16	248	0-933-04	147	0-942-58	148
0-852-50	230	0-870-23	16	0-896-17	248	0-933-05	147	0-942-61	148
0-852-51	230	0-870-26	15	0-930-01	146	0-933-06	147	0-942-67	148
0-852-52	230	0-870-28	14	0-930-02	146	0-933-07	147	0-942-71	148
0-852-53	230	0-870-29	14	0-930-03	146	0-933-08	147	0-942-72	148
0-852-62	229	0-870-30	27	0-930-04	146	0-933-09	147	0-942-74	148
0-856-00	216, 220	0-870-36	27	0-930-05	146	0-933-10	147	0-942-75	148
0-856-01	217, 220	0-870-44	26	0-930-06	146	0-933-11	147	0-942-81	148
0-856-02	217, 220	0-870-50	49	0-930-07	146	0-933-15	147	0-942-82	148
0-856-03	216, 220	0-870-51	49	0-930-08	146	0-933-25	147	0-942-87	148
0-856-05	217, 220	0-870-52	49	0-930-09	146	0-933-27	147	0-943-01	149
0-856-10	217, 220	0-870-53	49	0-930-10	146	0-933-40	147	0-943-02	149
0-856-15	217, 220	0-870-54	49	0-930-11	146	0-933-41	147	0-943-03	149
0-856-16	217, 220	0-870-61	48	0-931-01	146	0-933-45	147	0-943-04	149
0-856-20	216, 220	0-870-70	15	0-931-02	146	0-933-75	147	0-943-05	149
0-856-22	217, 220	0-870-71	15	0-931-03	146	0-934-01	147	0-943-06	149
0-856-25	216, 220	0-870-73	15	0-931-04	146	0-934-05	147	0-943-07	149
0-856-27	216, 220	0-870-75	15	0-931-05	146	0-935-01	147	0-943-08	149
0-856-30	217, 220	0-870-90	26	0-931-06	146	0-935-03	147	0-943-09	149
0-856-41	216, 220	0-870-91	26	0-931-07	146	0-935-05	147	0-943-11	149
0-856-42	216, 220	0-870-95	26	0-931-08	146	0-936-01	147	0-943-25	149
0-856-51	217, 221	0-875-00	33	0-931-09	146	0-936-03	147	0-943-27	149

NUMERICAL INDEX

0-943-41	149	0-993-01F	152	2-001-25	164	2-727-16	262	3-008-62	160
0-943-45	149	0-993-40F	152	2-001-26	165	2-727-18	264	3-008-63	160
0-943-75	149	0-993-50F	152	2-001-27	166	2-727-24	261	3-008-64	160
0-944-01	149	0-994-50F	152	2-001-28	165	2-727-32	263	3-008-65	160
0-944-03	149	0-994-60F	152	2-001-29	166	2-727-40	263	3-008-73	160
0-944-05	149	0-995-00F	152	2-001-30	166	2-727-44	263	3-008-74	160
0-945-01	149	0-995-50F	152	2-001-31	168	2-727-47	263	3-008-75	160
0-945-02	149	0-997-00F	153	2-001-32	167	2-727-70	263	3-010-61	173
0-945-03	149	0-997-05F	153	2-001-33	167	2-727-71	263	3-010-62	173
0-945-05	149	0-997-10F	153	2-001-35	168	2-728-12	265	3-010-64	173
0-945-08	149	0-997-15F	153	2-001-36	167	2-728-13	266	3-010-65	173
0-946-01	149	0-997-20F	153	2-001-39	164	2-728-14	265	3-010-68	173
0-946-03	149	0-997-60F	153	2-001-41	166	2-728-15	265	3-011-02	180
0-946-05	149	0-997-65F	153	2-001-42	168	2-728-24	265	3-011-03	180
0-947-01	149	0-998-01F	153	2-001-43	168	2-728-25	266	3-011-04	180
0-947-03	149	0-999-13F	153	2-001-44	168	2-728-26	265	3-011-05	180
0-947-05	149	0-999-63F	153	2-001-45	164	2-728-27	265	3-011-12	180
0-948-01	150	1-002-81	190	2-001-46	166	2-729-00	272	3-011-13	180
0-948-03	150	1-002-82	190	2-001-48	164	2-729-03	272	3-011-14	180
0-948-05	150	1-002-83	190	2-001-49	169	2-742-12	196	3-011-15	180
0-949-01	149	1-002-84	190	2-001-50	169	2-742-21	196	3-011-21	179, 180
0-949-03	149	1-002-85	190	2-001-51	169	3-001-02	164	3-011-22	179, 180
0-949-05	149	1-002-86	190	2-001-52	166	3-001-03	165	3-011-23	171, 180
0-950-01	150	1-002-87	190	2-001-53	168	3-001-06	164	3-011-24	171, 180
0-950-03	150	1-002-88	190	2-001-54	168	3-001-07	165	3-011-32	178
0-950-05	150	1-018-01	161	2-001-55	168	3-001-09	166	3-011-33	178
0-951-00F	150	1-018-10	161	2-001-56	167	3-001-10	169	3-011-34	178
0-951-50F	150	1-020-01	161	2-001-57	167	3-001-11	169	3-011-36	178
0-951-51F	151	1-020-10	161	2-001-58	167	3-001-12	164	3-011-38	178
0-951-52F	150	1-023-00	162	2-001-59	166	3-001-13	165	3-011-42	178
0-952-00F	151	1-100-01	162	2-001-60	166	3-001-15	167	3-011-43	178
0-952-51F	150	1-100-04	162	2-001-61	166	3-001-16	169	3-011-44	178
0-953-00F	151	1-100-10	162	2-001-62	165	3-001-19	166	3-011-46	178
0-953-50F	151	1-100-99	163	2-001-63	165	3-001-20	164	3-011-49	178
0-953-51F	151	1-102-01	162	2-001-64	165	3-001-21	164	3-011-50	176
0-954-15	156	1-102-10	162	2-001-65	164	3-001-22	164	3-011-51	176
0-954-17	156	1-103-01	162	2-001-66	164	3-001-23	164	3-011-52	176
0-955-00F	151	1-103-10	162	2-001-67	164	3-001-25	164	3-011-53	176
0-961-01	156	1-155-01	161	2-001-68	164	3-001-26	165	3-011-54	176
0-961-57	156	1-224-01	161	2-001-69	164	3-001-27	166	3-011-55	176
0-961-58	156	1-376-65	198	2-001-70	164	3-001-28	165	3-011-56	176
0-975-35	157	1-376-67	198	2-001-71	164	3-001-31	168	3-011-60	176
0-976-10F	154	1-376-70	198	2-001-72	164	3-001-32	167	3-011-61	176
0-976-15F	154	1-376-75	198	2-001-73	164	3-001-35	168	3-011-62	176
0-977-01F	154	1-376-80	198	2-018-01	161	3-001-36	167	3-011-63	176
0-977-05F	154	1-376-82	198	2-018-10	161	3-001-39	164	3-011-64	176
0-977-10F	154	1-376-83	198	2-020-01	161	3-001-41	166	3-011-65	176
0-977-15F	154	1-379-08	203	2-021-50	163	3-001-42	168	3-011-66	176
0-978-01F	154	1-379-09	203	2-023-00	162	3-001-45	164	3-011-95	178
0-978-05F	154	1-379-10	203	2-100-01	162	3-001-46	166	3-011-96	178
0-979-05F	155	1-379-11	203	2-100-04	162	3-001-47	166	3-011-97	178
0-979-15F	154	1-379-12	203	2-100-10	162	3-001-48	164	3-011-98	178
0-980-01F	155	1-388-01	161	2-100-99	163	3-001-49	169	3-013-07	181
0-980-11F	154	1-558-01	161	2-102-01	162	3-001-50	169	3-013-17	181
0-981-00F	155	1-558-10	161	2-102-10	162	3-001-51	169	3-013-21	181
0-981-05F	155	1-558-99	163	2-103-01	162	3-001-52	166	3-013-23	181
0-981-10F	154	1-559-01	161	2-103-10	162	3-003-50	173	3-111-32	178
0-981-15F	154	1-559-10	161	2-155-01	161	3-005-18	170	3-111-33	178
0-982-00F	155	2-001-01	164	2-224-01	161	3-005-20	171	3-111-34	178
0-982-05F	155	2-001-02	164	2-333-02	186	3-008-21	160	3-111-36	178
0-982-10F	154	2-001-03	165	2-333-03	186	3-008-22	160	3-111-38	178
0-982-15F	154	2-001-05	164	2-333-04	186	3-008-23	160	3-111-42	178
0-983-00F	155	2-001-06	164	2-333-06	186	3-008-24	160	3-111-43	178
0-983-05F	155	2-001-09	166	2-333-09	186	3-008-25	160	3-111-44	178
0-983-10F	154	2-001-10	169	2-333-12	186	3-008-32	160	3-111-46	178
0-983-15F	154	2-001-11	169	2-333-19	186	3-008-33	160	3-111-48	178
0-984-00	155	2-001-12	164	2-333-25	186	3-008-34	160	3-111-49	178
0-984-05	155	2-001-13	165	2-388-01	161	3-008-35	160	3-330-38	183
0-985-00	155	2-001-15	167	2-558-01	161	3-008-42	160	3-330-40	183
0-985-05	155	2-001-16	169	2-558-10	161	3-008-43	160	3-330-42	183
0-986-10	156	2-001-17	166	2-558-99	163	3-008-44	160	3-330-46	183
0-988-00	156	2-001-18	166	2-559-01	161	3-008-45	160	3-330-51	183
0-989-00	156	2-001-20	164	2-559-10	161	3-008-52	160	3-330-55	183
0-990-00F	155	2-001-21	164	2-726-12	263	3-008-53	160	3-330-58	183
0-990-05F	155	2-001-22	164	2-726-24	263	3-008-54	160	3-331-36	183
0-993-00F	152	2-001-23	164	2-727-12	261	3-008-55	160	3-331-38	183

NUMERICAL INDEX

3-331-40	183	3-729-03	272	4-776-08	44, 48	5-376-90	207	7-005-01	114, 118
3-331-42	183	3-729-04	272	4-776-11	40	5-376-99	207	7-005-01A	114, 118
3-331-46	183	3-951-00F	150	4-776-12	40	5-431-45	159	7-005-04	114, 118
3-331-51	183	3-951-50F	150	4-776-25	25	5-431-55	159	7-005-07	115, 118
3-331-55	183	3-952-51F	150	4-776-42	43	5-432-45	159	7-005-08	115, 118
3-331-58	183	3-953-00F	151	4-776-45	24	5-432-55	159	7-005-66	114, 116
3-333-02	186	3-953-50F	151	4-776-52A	9	5-527-00	192	7-005-66A	115, 116
3-333-03	186	3-953-52F	150	4-776-54A	9	5-528-00	192	7-005-67	114, 117
3-333-04	186	3-976-10F	154	4-776-55A	9	5-539-51	121	7-005-81	114, 117
3-333-06	186	3-976-15F	154	4-776-56A	9	5-558-01	161	7-005-81A	115, 117
3-333-09	186	3-977-01F	154	4-776-81	33	5-558-99	163	7-005-84	114, 117
3-333-12	186	3-977-05F	154	4-776-83	46	5-559-01	161	7-008-96	114, 120
3-333-19	186	3-977-10F	154	4-776-84	46	5-591-50	208	7-009-21B	114, 118
3-333-25	186	3-977-15F	154	4-776-85	46	5-592-00	191	7-090-05	114, 119
3-333-38	186	3-978-01F	154	4-776-86	46	5-615-00	191	7-090-06	114, 120
3-372-03	197	3-978-05F	154	4-776-97	45	5-661-12	195	7-999-12	114
3-372-05	197	3-979-15F	154	4-776-98	45	5-661-18	195	7-999-24	114
3-372-07	197	3-980-11F	154	4-876-00	10	5-661-24	195	8-00H-11	114, 119
3-372-10	197	3-981-10F	154	4-876-01	12	5-662-12	195	8-00H-11A	115, 119
3-372-15	197	3-981-15F	154	4-876-08	17	5-662-18	195	8-001-49	115
3-372-20	197	3-982-00F	155	4-876-09	17	5-662-24	195	8-001-50	115, 116
3-372-25	197	3-982-05	155	4-876-68	34	5-692-09	235	8-002-07	114, 115
3-372-90	206	3-982-05F	155	4-876-89	34	5-692-16	235	8-002-09	114, 116
3-372-99	206	3-982-10F	154	4-932-01	146	5-692-19	235	8-002-33	114, 116
3-375-01	198	3-982-15F	154	4-932-02	146	5-692-66	235	8-002-39	114, 117
3-375-02	198	3-983-00F	155	4-932-03	146	5-693-09	235	8-002-41	115
3-375-03	198	3-983-10F	154	4-932-04	146	5-693-16	235	8-002-42	115, 117
3-375-05	198	3-983-15F	154	4-932-05	146	5-693-19	235	8-002-45	114, 115
3-375-07	198	3-993-00F	152	4-932-06	146	5-693-69	235	8-002-46	115
3-375-10	198	3-993-01F	152	4-932-07	146	5-693-99	239	8-002-49	115, 116
3-375-15	198	3-993-50F	152	4-932-08	146	5-698-01	299	8-002-74	115, 117
3-375-20	198	3-997-00F	153	4-932-09	146	5-698-18	299	8-002-76	115, 117
3-375-25	198	3-997-60F	153	4-932-10	146	6-018-01	161	8-002-88	114, 116
3-375-30	198	3-997-65F	153	4-932-11	146	6-100-01	162	8-002-89	115, 116
3-376-00	206	3-999-13F	153	4-932-17	146	6-100-04	162	8-003-34	115, 117
3-376-02	206	3-999-63F	153	4-934-51	146	6-100-99	163	8-003-46	115, 116
3-376-60	207	4-003-53	173	4-934-52	146	6-102-01	162	8-003-80	114, 117
3-376-85	207	4-204-03	157	4-934-53	146	6-103-01	162	8-003-80W	114, 118
3-376-90	207	4-204-05	157	4-934-54	146	6-558-01	161	8-003-82	114, 115
3-378-00	207	4-204-06	157	4-934-55	146	6-558-99	163	8-003-82W	114, 119
3-378-13	199	4-204-07	157	4-934-56	146	6-559-01	161	8-003-82WA	114, 119
3-378-14	199	4-204-09	157	4-934-57	146	7-00H-11	114, 119	8-004-33E	115, 116
3-378-17	199	4-420-99	85	4-934-58	146	7-00H-11A	115, 119	8-004-34	114, 118
3-378-85	207	4-445-06	65	4-934-59	146	7-001-49	115	8-004-34F	115, 118
3-431-05	159	4-445-08	65	4-934-60	146	7-001-50	115, 116	8-004-48	114, 119
3-431-20	159	4-445-24	65	4-934-61	146	7-002-07	114, 115	8-004-53	114, 119
3-431-75	159	4-445-60	65	4-936-01	147	7-002-33	114, 116	8-004-60	115, 119
3-432-05	159	4-445-95	65	4-936-05	147	7-002-39	114, 117	8-004-66	115, 119
3-432-20	159	4-445-96	65	4-937-01	147	7-002-41	115	8-004-72	114, 119
3-432-75	159	4-445-97	65	4-937-05	147	7-002-42	115, 117	8-004-75	115, 119
3-531-05	132	4-445-98	65	4-940-01	148	7-002-45	114, 115	8-004-99	114, 120
3-593-18	253	4-531-11	132	4-945-01	149	7-002-46	115	8-004-99A	115, 120
3-609-05	133	4-531-13	132	4-945-05	149	7-002-49	115, 116	8-005-01	114, 118
3-609-10	133	4-531-18	132	4-946-01	149	7-002-65	114, 117	8-005-01A	114, 118
3-696-13	203	4-609-54	133	4-946-05	149	7-002-86	114, 118	8-005-05	115, 118
3-727-12	261	4-727-18	264	4-952-00F	151	7-002-88	114, 116	8-005-07	115, 118
3-727-13	262	4-728-14	265	4-953-50F	151	7-002-89	115, 116	8-005-66	114, 116
3-727-18	264	4-774-24	14	4-953-52F	150	7-003-34	115, 117	8-005-67	114
3-727-24	261	4-774-34	9	4-976-10F	154	7-003-46	115, 116	8-005-81	114, 117
3-727-25	262	4-774-35	9	4-976-15F	154	7-003-80	114, 117	8-005-81A	115, 117
3-727-51	267	4-774-50	8	4-978-01F	154	7-003-80W	114, 118	8-008-74	115
3-727-52	267	4-774-53	8	4-978-05F	154	7-003-82	114, 115	8-008-75	115, 116
3-727-53	267	4-774-54	8	4-981-10F	154	7-003-82W	114, 119	8-009-21B	114, 118
3-727-56	268	4-774-72	9	4-981-15F	154	7-003-82WA	114, 119	8-090-06	114, 120
3-727-70	263	4-774-73	9	4-994-50F	152	7-004-33C	114, 116	L-00G-41W	114, 118
3-728-12	265	4-774-74	9	4-998-01F	153	7-004-33D	114, 116	L-00H-09W	114, 120
3-728-13	266	4-774-75	9	4-999-13F	153	7-004-33E	115, 116	L-00H-11W	114, 119
3-728-24	265	4-774-99	45	5-018-01	161	7-004-34	114, 118	L-001-49R	115
3-728-25	266	4-775-72	47	5-100-01	162	7-004-48	114, 119	L-001-49W	115
3-728-30	267	4-775-94	18	5-100-04	162	7-004-53	114, 119	L-001-49Y	115
3-728-31	267	4-775-97	48	5-100-99	163	7-004-60	115, 119	L-002-07W	114, 115
3-728-32	268	4-775-98	48	5-102-01	162	7-004-66	115, 119	L-002-41W	115
3-728-33	268	4-776-04	42	5-103-01	162	7-004-72	114, 119	L-002-41Y	115
3-728-34	268	4-776-05	25	5-372-90	206	7-004-75	115, 119	L-002-42B	115, 117
3-729-00	272	4-776-06	43, 48	5-372-99	206	7-004-99	114, 120	L-002-42W	115, 117
3-729-01	272	4-776-07	44, 48	5-376-60	207	7-004-99A	115, 120	L-002-46W	115



PRODUCT CATALOGUE 2025

OUR COMMITMENT

- + Reliable, high-quality Durite parts
- + Dedicated & qualified technical support
- + Competitive pricing
- + Exceptional stock availability
- + Outstanding customer service

THE TRUSTED QUALITY BRAND FOR PROFESSIONALS

 Durite Limited
Durite Works, Valley Road
Dovercourt, CO12 4RX
Essex, England

 +44 (0) 1255 555200

 +44 (0) 1255 555222

 sales@durite.co.uk

 www.durite.co.uk



SCAN NOW
TO EXPLORE THE
RANGE ONLINE

ClarienceTM
TECHNOLOGIES

Durite is a Clarience Technologies Company.

